

ENGINE-COOLING PARTS

About Us


Aopec is your trustworthy aftermarket supplier and brand partner from China, through its extensive supply chain, complete QC processing and expertise service team!

Aopec is a premium manufacturer both in direct investment and joint ventures for Automotive Electrics in China, since the year of 2002. We are the qualified OE supplier to some car makers and several big brands. TS standardized QC control with the lean manufacturing process makes us a reliable partner with the customers on design, quality, delivery and services.


Aopec is carrying a big range of aftermarket parts, with more than 500 selected suppliers to cooperate and 30 categories, we are providing the one-stop solutions and capable to protect the customers' business properties from IP, Patent Packages, Distribution Network, etc. We are taking the active commercial insurance to cover the customers' concerns and expanding to supply more and more onsite services through the local team in the different countries.

Our SOP (Special Program Management) offers a better solution for different demands and different markets.






Aftermarket- The range includes Radiators, Charge Air Coolers, Heater Cores & Taps, Transmission Oil Coolers, Water Pumps, Fan Clutches, Thermostats & Radiator Caps, Thermostat Housings, Hoses.



Continuous new product development plan to meet the growing market demand.





Complete and strict QC line makes sure qualified products to customers and users.




Engine-cooling Parts	Page No.
Radiators	01 – 212
Charge Air Coolers	213 – 219
Heater Cores & Heater Taps	220 – 241
Transmission Oil Coolers	242 – 247
Water Pumps	248 – 353
Fan Clutches	354 – 372
Thermostats & Radiator Caps	373 – 389
Thermostat Housings	390 – 399
Hoses	400 – 408

Radiators

Part Listing


Alfa Romeo	»	01	Lexus	»	99
Audi	»	02	Mazda	»	102
BMW	»	08	Mercedes Benz	»	115
Chevrolet	»	13	MG	»	126
Chrysler	»	14	Mini	»	127
Citroen	»	15	Mitsubishi	»	127
Daewoo	»	19	Nissan	»	140
Daihatsu	»	20	Peugeot	»	152
Dodge	»	24	Porsche	»	156
Eunos	»	24	Proton	»	157
Fiat	»	25	Rover	»	159
Ford	»	26	Renault	»	159
Holden	»	44	Saab	»	161
Honda	»	72	Seat	»	162
Hyundai	»	83	Smart	»	163
Iveco	»	91	Ssangyong	»	163
Jaguar	»	91	Subaru	»	164
Jeep	»	92	Suzuki	»	169
Kia	»	94	Toyota	»	176
Landrover	»	97	Volkswagen	»	206
			Volvo	»	211

AR4056J*Alfa Romeo***33, Manual, 1.7Lt, 90 - 94****Core Dimensions**

520 x 320 x 34, 2 Row round tubes

Inlet/Outlet

32/32

Details:Plastic tanks, Aluminium core
1 Sender port inlet tank**AR4058J***Alfa Romeo***33, Manual, 1.5Lt, 84 - 90****Core Dimensions**

545 x 245 x 34, 2 Row round tubes

Inlet/Outlet


32/32

Details:Plastic tanks, Aluminium core
1 Sender port outlet tank**AR4059J***Alfa Romeo***75, Manual, 2.5Lt V6, 85 - 92****Core Dimensions**

490 x 415 x 34, 2 Row round tubes

Inlet/Outlet

38/38

Details:Plastic tanks, Aluminium core
1 Sender port outlet tank**AR4047J***Alfa Romeo***147, Manual, 00>****Core Dimensions**


580 x 415 x 27, 1 Row

Inlet/Outlet

35/35

Details:

Plastic tanks, Aluminium core

AR4048J*Alfa Romeo***156, 932, Manual, 2.0Lt, 2.5Lt, 99>****Core Dimensions**


580 x 394 x 24, 1 Row

Inlet/Outlet

35/35

Details:

Plastic tanks, Copper Brass core

AR4059J*Alfa Romeo***164, Manual, 3.0Lt, V6, 86 - 92****Core Dimensions**

490 x 415 x 34, 2 Row round tubes

Inlet/Outlet


38/38

Details:Plastic tanks, Aluminium core
1 Sender port outlet tank

AR4012J

Audi

80, Auto, 2.6Lt, 92 - 94



Core Dimensions
596 x 408 x 32, 1 Row


Inlet/Outlet
32/32

Details:
Plastic tanks, Aluminium core
Oil Cooler 220mm 1 Sender port outlet tank

AR4082J

Audi

80, Auto, 2.3Lt, 91 - 95



Core Dimensions
475 x 380 x 42, 1 Row

Inlet/Outlet
32/32

Details:
Plastic tanks, Aluminium core
Oil Cooler 275mm 2 Sender unit holes: Top of inlet tank & bottom left side of outlet

AR4111J

Audi

80, Quattro, Auto, 1.9Lt, 91 - 94



Core Dimensions
597 x 359 x 32, 1 Row


Inlet/Outlet
32/32 tapered

Details:
Plastic tanks, Aluminium core
Oil Cooler 220mm 1 Sender port outlet tank

AR4010J

Audi

80, Quattro, Manual, 1.9Lt, 91 - 94



Core Dimensions
597 x 359 x 32, 1 Row

Inlet/Outlet
32/32

Details:
Plastic tanks, Aluminium core
1 Sender port outlet tank

AR4081J

Audi

80, Auto & Manual, 2.3Lt, 90 - 95



Core Dimensions
475 x 380 x 42, 2 Row


Inlet/Outlet
32/32

Details:
Plastic tanks, Aluminium core
2 Sender ports: Top of inlet tank & bottom left side of outlet

AR4008J

Audi

80, Manual, 1.8Lt, 1.9Lt, 87 - 92



Core Dimensions
596 x 408 x 32, 1 Row


Inlet/Outlet
32/32

Details:
Plastic tanks, Aluminium core
1 Sender port outlet tank

AR4057J

Audi

80, Manual, 1.8Lt, 86 - 92



Core Dimensions
600 x 310 x 40, 1 Row

Inlet/Outlet
32/32

Details:
Plastic tanks, Aluminium core
1 Sender port tank

AR4081J

Audi

90, Auto & Manual, 2.3Lt, 90 - 95



Core Dimensions
475 x 380 x 42, 2 Row

Inlet/Outlet
32/32

Details:
Plastic tanks, Aluminium core
2 Sender ports: Top of inlet tank & bottom left side of outlet

AR4217J

Audi

A6, 4F, Auto, 2.0Lt, Turbo Petrol, 06>



Core Dimensions
680 x 450 x 32, 1 Row

Inlet/Outlet
38/38

Details:
Plastic tanks, Aluminium core
Oil Cooler 300mm

AR4112J

Audi

100, C3, Manual, 2.3Lt, 85 - 91



Core Dimensions
615 x 295 x 42, 2 Row


Inlet/Outlet
32/32

Details:
Plastic tanks, Aluminium core
1 Sender port

AR4112J

Audi

200, Manual, 2.2Lt, 85 - 91



Core Dimensions
615 x 295 x 42, 2 Row

Inlet/Outlet
32/32

Details:
Plastic tanks, Aluminium core
1 Sender port

AR4198J

Audi

A3, 8P, Auto, 2.0Lt, TD, 03>



Core Dimensions
650 x 462 x 32, 2 Row

Inlet/Outlet
32/32 quick connect

Details:
Plastic tanks, Aluminium core

AR4002J

Audi

A3, 8L, Manual, 1.6Lt, 96 - 03



Core Dimensions
650 x 414 x 34, 2 Row


Inlet/Outlet
32/32 quick connect

Details:
Plastic tanks, Aluminium core
1 Sender port tank, Round tube

AR4119J

Audi

A4, B8, Manual, 2.0Lt TD, 08>



Core Dimensions
720 x 480 x 26, 1 Row


Inlet/Outlet
32/32 quick connect

Details:
Plastic tanks, Aluminium core

AR4118J

Audi

A4, B8, Auto, 07>



Core Dimensions
721 x 476 x 26, 1 Row


Inlet/Outlet
32/32 quick connect

Details:
Plastic tanks, Aluminium core

AR4117J

Audi

A4, B8, Manual, 07>



Core Dimensions
720 x 477 x 26, 1 Row

Inlet/Outlet
32/32 quick connect

Details:
Plastic tanks, Aluminium core

AR4110J

Audi

A4, B5, B6, Auto, 1.8Lt, 1.9TDi, 2.0Lt, 00 - 04



Core Dimensions
635 x 398 x 26, 1 Row

Inlet/Outlet
32/32 quick connect

Details:
Plastic tanks, Aluminium core
Oil Cooler 300mm

AR4050J

Audi

A4, B5, Manual, 2.4Lt, V6, 98 - 03



Core Dimensions
632 x 415 x 23, 2 Row

Inlet/Outlet
32/32 quick connect

Details:
Plastic tanks, Aluminium core
1 Sender port above outlet fitting

***Some, A4 models have tapered outlet and standard straight inlet**

AR4011J

Audi

A4, B5, Auto, 2.6Lt, V6, 96 - 01



Core Dimensions
632 x 398 x 32, 1 Row

***Some, A4 models have tapered outlet and standard straight inlet**


Inlet/Outlet
32/32 quick connect

Details:
Plastic tanks, Aluminium core
Oil Cooler 300mm 1 Sender port tank

AR4054J

Audi

A4, B5, Auto, 1.8Lt, 96 - 01



Core Dimensions
632 x 400 x 32, 1 Row


Inlet/Outlet
32/32 quick connect

Details:
Plastic tanks, Aluminium core
Oil Cooler 300mm 1 Sender port outlet tank

AR4055J

Audi

A4, B5, Manual, 1.8Lt, 96 - 01



Core Dimensions
632 x 400 x 32, 1 Row


Inlet/Outlet
32/32 quick connect

Details:
Plastic tanks, Aluminium core
1 Sender port outlet tank

AR4114J

Audi

A4, B5, Auto, 2.2Lt, 95 - 00



Core Dimensions
632 x 397 x 30, 1 Row


Inlet/Outlet
38/38 quick connect

Details:
Plastic tanks, Aluminium core
Oil Cooler 300mm 1 Sender unit in outlet tank (Inc. plug)

AR4052J

Audi

A4, B5, Auto, 2.4Lt, V6, 94 - 96



Core Dimensions
630 x 400 x 32, 1 Row


Inlet/Outlet
32/32 quick connect outlet only

Details:
Plastic tanks, Aluminium core
Oil Cooler 300mm 1 Sender port outlet tank

AR4053J

Audi

A4, B5, Manual, 2.4Lt, V6, 94 - 96



Core Dimensions
630 x 400 x 32, 1 Row

Inlet/Outlet
32/32 quick connect outlet only

Details:
Plastic tanks, Aluminium core
1 Sender port outlet tank

AR4119J

Audi

A5, Manual, 08>



Core Dimensions
720 x 480 x 26, 1 Row


Inlet/Outlet
32/32 quick connect

Details:
Plastic tanks, Aluminium core

AR4118J

Audi

A5, 8K2, Auto, 07>



Core Dimensions
721 x 476 x 26, 1 Row

Inlet/Outlet
32/32 quick connect

Details:
Plastic tanks, Aluminium core

AR4117J

Audi

A5, 8K2, Manual, 07>



Core Dimensions
720 x 477 x 26, 1 Row


Inlet/Outlet
32/32 quick connect

Details:
Plastic tanks, Aluminium core

AR4113J

Audi

A6, C5, Auto, 4.2Lt, V8, 98 - 04



Core Dimensions
682 x 440 x 42, 2 Row


Inlet/Outlet
32/32 quick connect

Details:
Plastic tanks, Aluminium core
Oil Cooler 300mm

AR4054J

Audi

A6, C5, Auto, 1.8Lt, 98 - 04



Core Dimensions
632 x 400 x 32, 1 Row


Inlet/Outlet
32/32 quick connect

Details:
Plastic tanks, Aluminium core
Oil Cooler 300mm 1 Sender port outlet tank

AR4001J

Audi

A6, C4, Auto, 2.6Lt, 2.8Lt, V6, 94 - 97



Core Dimensions
630 x 410 x 32, 2 Row


Inlet/Outlet
30/30 quick connect

Details:
Plastic tanks, Copper Brass core
Oil Cooler 300mm 1 Sender port inlet tank

AR4114J

Audi

A6, C4, Auto, 2.2Lt, 94 - 97



Core Dimensions
632 x 397 x 30, 1 Row

Inlet/Outlet
38/38 quick connect

Details:
Plastic tanks, Aluminium core
Oil Cooler 300mm 1 Sender unit in outlet tank (Inc. plug)

AR4116J

Audi

A8, D3, 3.7Lt & 4.2Lt Quattro, 03 - 07



Core Dimensions
725 x 478 x 40, 1 Row

Inlet/Outlet
34/34

Details:
Plastic tanks, Aluminium core
10mm outlet pipe

AR4110J

Audi

S4, B5, B6, Auto, 1.8Lt, 1.9TDi & 2.0Lt, 00 - 04




Core Dimensions
635 x 398 x 26, 1 Row

Inlet/Outlet
32/32 quick connect

Details:
Plastic tanks, Aluminium core
Oil Cooler 300mm

Audi

S4, B5, Auto, 2.7Lt, V6, 95 - 00



Core Dimensions
632 x 397 x 30, 1 Row

Inlet/Outlet
38/38 quick connect

Details:
Plastic tanks, Aluminium core
Oil Cooler 300mm 1 Sender unit in outlet tank (Inc. plug)

AR4002J

Audi

TT, A4, Manual, 1.6Lt, 98 - 06



Core Dimensions
650 x 414 x 34, 2 Row

Inlet/Outlet
32/32 quick connect

Details:
Plastic tanks, Aluminium core
1 Sender port tank, Round tube

AR4239J

BMW

1 Series, E82, E87, E88, Auto, 04 - 09



Picture unavailable at time of printing

Core Dimensions
600 x 346 x 32, 1 Row


Inlet/Outlet
32/32 quick connect

Details:
Plastic tanks, Aluminium core
check for sender hole

AR4238J

BMW

1 Series, E87, Manual, Diesel, 06 - 09



Core Dimensions
600 x 346 x 32, 1 Row

Inlet/Outlet
32/32 quick connect

Details:
Plastic tanks, Aluminium core
check for sender hole

AR4236J

BMW

1 Series, E87, Auto, 1.6Lt, 05 - 08



Core Dimensions
600 x 460 x 32, 1 Row


Inlet/Outlet
32/32 quick connect

Details:
Plastic tanks, Aluminium core
16mm outlet pipe check to see if it is open or closed

AR4235J

BMW

1 Series, E81, E82, E87, E88, Auto, 05 - 09



Core Dimensions
600 x 460 x 32, 1 Row

Inlet/Outlet
32/32 quick connect

Details:
Plastic tanks, Aluminum core
16mm outlet pipe

AR4237J

BMW

1 Series, E81, E87, Auto, 04 - 09



Core Dimensions
600 x 455 x 27, 1 Row


Inlet/Outlet
38/38 quick connect

Details:
Plastic tanks, Aluminum core
check for sender hole

AR4231J

BMW

3 Series, E46, Auto & Manual, 1.6Lt, 1.8Lt, 98 - 03



Core Dimensions
580 x 450 x 30, 1 Row


Inlet/Outlet
38/38 quick connect

Details:
Plastic tanks, Aluminium core
1 Sender port bottom corner open

AR4139J

BMW

3 Series, E46, Manual, 97 - 00



Core Dimensions
580 x 450 x 30, 1 Row


Inlet/Outlet
38/38 quick connect

Details:
Plastic tanks, Aluminium core
1 Sender port bottom corner open

AR4131J

BMW

3 Series, E36, Auto, 88 - 94



Core Dimensions
440 x 440 x 32, 1 Row


Inlet/Outlet
40/40

Details:
Plastic tanks, Aluminium core
Oil Cooler 200mm 1 Sender port outlet tank

AR4030J

BMW

3 Series, E30, Manual, 87 - 93



Core Dimensions
442 x 440 x 32, 1 Row


Inlet/Outlet
40/40

Details:
Plastic tanks, Aluminium core
1 Sender port outlet tank

AR4031J

BMW

3 Series, E30, Auto, 87 - 90



Core Dimensions
440 x 330 x 32, 1 Row


Inlet/Outlet
40/40

Details:
Plastic tanks, Aluminium core
Oil Cooler 210mm 1 Sender port outlet tank

AR4035J

BMW

3 Series, E30, Auto, 85 - 91



Core Dimensions
550 x 437 x 32, 1 Row


Inlet/Outlet
40/40

Details:
Plastic tanks, Aluminium core
Oil Cooler 210mm 1 Sender port outlet tank

AR4039J

BMW

3 Series, E30, Auto, 2.5Lt, 85 - 91



Core Dimensions
550 x 440 x 33, 2 Row


Inlet/Outlet
35/35

Details:
Plastic tanks, Copper Brass core
Oil Cooler 300mm 2 Sender ports outlet tank

AR4135J

BMW

3 Series, E30, Manual, 85 - 91



Core Dimensions
550 x 440 x 32, 1 Row

Inlet/Outlet
40/40

Details:
Plastic tanks, Aluminium core
1 Sender port outlet tank

AR4237J

BMW

1 Series, E90, E92, 320i, 323i, 325i, Manual, 04-09



Core Dimensions
600 x 455 x 27, 1 Row

Inlet/Outlet
38/38

Details:
Plastic tanks, Aluminium core

AR4130J

BMW

5 Series, E39, Auto & Manual, 95 - 98



Core Dimensions
650 x 440 x 42, 2 Row


Inlet/Outlet
38/38 quick connect

Details:
Plastic tanks, Aluminium core
1 Sender port inlet tank

AR4037J

BMW

5 Series, E34, Auto, 92 - 97



Core Dimensions
650 x 438 x 40, 1 Row


Inlet/Outlet
40/40

Details:
Plastic tanks, Aluminium core
Oil Cooler 210mm 1 Sender port outlet tank

AR4136J

BMW

5 Series, E34, Auto, 89 - 94



Core Dimensions
520 x 440 x 32, 1 Row

Inlet/Outlet
42/40

Details:
Plastic tanks, Aluminium core
Oil Cooler 210mm 1 Sender port outlet tank

AR4137J

BMW

5 Series, E34, Manual, 89 - 94



Core Dimensions
520 x 440 x 32, 1 Row


Inlet/Outlet
42/40

Details:
Plastic tanks, Aluminium core
1 Sender port outlet tank

AR4032J

BMW

5 Series, E34, Auto, 88 - 94



Core Dimensions
440 x 330 x 32, 1 Row


Inlet/Outlet
40/40

Details:
Plastic tanks, Aluminium core
Oil Cooler 210mm 1 Sender port outlet tank

AR4033J

BMW

5 Series, E34, Auto, 86 - 92



Core Dimensions
550 x 330 x 40, 1 Row


Inlet/Outlet
40/40

Details:
Plastic tanks, Aluminium core
Oil Cooler 210mm 1 Sender port outlet tank

AR4036J

BMW

5 Series, E34, Auto, 86 - 92



Core Dimensions
610 x 439 x 40, 1 Row


Inlet/Outlet
40/40

Details:
Plastic tanks, Aluminium core
Oil Cooler 210mm 1 Sender port outlet tank

AR4034J

BMW

5 Series, E28, Auto, 80 - 87



Core Dimensions
550 x 462 x 33, 2 Row


Inlet/Outlet
35/35

Details:
Plastic tanks, Copper Brass core
Oil Cooler 300mm 2 Sender ports outlet tank

AR4238J

BMW

120D, E82, E87, E88, X1, Auto 1.6Lt, 1.8Lt, 2.0Lt, 06/06>



Core Dimensions
600 x 342 x 32, 1 Row


Inlet/Outlet
38/38

Details:
Plastic tanks, Aluminium core

AR4134J

BMW

6 Series, E24, Auto, 82 - 88



Core Dimensions
575 x 460 x 32, 1 Row


Inlet/Outlet
44/44

Details:
Plastic tanks, Aluminium core
Oil Cooler 300mm 2 Sender ports outlet tank

AR4107J

BMW

7 Series, FO1, Auto, 08>



Core Dimensions
600 x 326 x 32, 1 Row


Inlet/Outlet
32/32 quick connect

Details:
Aluminum tanks, Aluminium core
16mm tapered pipe

AR4132J

BMW

7 Series, E38, Auto & Manual, 2.8Lt, 98 - 03



Core Dimensions
650 x 440 x 32, 1 Row

Inlet/Outlet
38/38 quick connect

Details:
Plastic tanks, Aluminium core

AR4130J

BMW

7 Series, E38, Auto & Manual, 95 - 98



Core Dimensions
650 x 440 x 42, 2 Row

Inlet/Outlet
38/38 quick connect

Details:
Plastic tanks, Aluminium core

AR4133J

BMW

7 Series, E38, Auto & Manual, 94 - 97



Core Dimensions
650 x 440 x 40, 1 Row


Inlet/Outlet
41/41

Details:
Plastic tanks, Aluminium core
1 Sender port outlet tank

AR4037J

BMW

7 Series, E32, Auto, 92 - 97



Core Dimensions
650 x 438 x 40, 1 Row


Inlet/Outlet
40/40

Details:
Plastic tanks, Aluminium core
Oil Cooler 210mm 1 Sender port outlet tank

AR4036J

BMW

7 Series, E32, Auto, 86 - 92



Core Dimensions
610 x 439 x 40, 1 Row

Inlet/Outlet
40/40

Details:
Plastic tanks, Aluminium core
Oil Cooler 210mm 1 Sender port outlet tank

AR4138J

BMW

7 Series, E23, Auto, 77 - 83



Core Dimensions
610 x 460 x 34, 1 Row

Inlet/Outlet
42/42

Details:
Plastic tanks, Copper Brass core
Oil Cooler 210mm 2 Sender units, bottom of outlet tank

AR4037J

BMW

8 Series, E31, Auto, 92 - 97



Core Dimensions
650 x 438 x 40, 1 Row


Inlet/Outlet
40/40

Details:
Plastic tanks, Aluminium core
Oil Cooler 210mm 1 Sender port outlet tank

AR4232J

BMW

X5, E53, Auto, 00 - 05



Core Dimensions
590 x 598 x 40, 1 Row


Inlet/Outlet
38/38 quick connect

Details:
Plastic tanks, Aluminium core

AR4131J

BMW

Z3, E36, E37, Auto, 96 - 02



Core Dimensions
440 x 440 x 32, 1 Row

Inlet/Outlet
40/40

Details:
Plastic tanks, Aluminium core
Oil Cooler 200mm 1 Sender port outlet tank

AR4004J

BMW

Z3, E36, E37, Manual, 96 - 02



Core Dimensions
440 x 440 x 32, 1 Row

Inlet/Outlet
40/40

Details:
Plastic tanks, Aluminium core
1 Sender port outlet tank

AR4139J

BMW

Z4, E85, Manual, 97 - 06



Core Dimensions
580 x 450 x 30, 1 Row

Inlet/Outlet
38/38 quick connect

Details:
Plastic tanks, Aluminium core
1 Sender port bottom corner open

AR1957HP

Chevrolet


Chevrolet, V8, 55 - 57



Core Dimensions
415 x 540 x 60, 2 Row

Inlet/Outlet
38/45

Details:
All Alloy, high performance

AR8045J**Chrysler****300C, RB, Auto & Manual, 3.5Lt, V6, 05>**

Core Dimensions
615 x 469 x 32, 2 Row

Inlet/Outlet
37/37

Details:
Plastic tanks, Aluminium core

AR8001J**Chrysler****Neon, JA, SE, LX, Auto, 2.0Lt, 95 - 99**

Core Dimensions
297 x 632 x 18, 1 Row

Inlet/Outlet
33/33

Details:
Plastic tanks, Aluminium core
Oil Cooler 326mm

AR8015J**Chrysler****PT Cruiser, PF, PG, Auto, 2.0Lt, 2.4Lt, 00 - 05**

Core Dimensions
460 x 525 x 26, 1 Row

Inlet/Outlet
32/35


Details:
Plastic tanks, Aluminium core
Oil Cooler 328mm

Voyager, RG, Auto, 3.3Lt, 05>

Core Dimensions
770 x 408 x 34, 1 Row

Inlet/Outlet
39/39

Details:
Plastic tanks, Aluminium core

AR8052J**Chrysler****Voyager, RG, Auto, 3.3Lt, 01 - 04**

Core Dimensions
770 x 414 x 27, 1 Row

Inlet/Outlet
38/38

Details:
Plastic tanks, Aluminium core

AR8004J**Chrysler****Voyager, GS, Auto, 3.3Lt, 97 - 01**

Core Dimensions
660 x 371 x 38, 2 Row


Inlet/Outlet
32/39

Details:
Plastic tanks, Aluminium core
2 Oil Coolers: 1 x 305mm & 1 x 255mm

AR8007J

Chrysler

Voyager, GS, Manual, 3.3Lt, 97 - 01



Core Dimensions
650 x 370 x 26, 1 Row

Inlet/Outlet
33/40

Details:
Plastic tanks, Aluminium core
Oil Cooler 1 x 305 plate

AR4200J

Citroen

Berlingo, M49, Manual, 1.4Lt, 99 - 08



Core Dimensions
610 x 377 x 23, 2 Row round tubes


Inlet/Outlet
40/48 outlet clip on style

Details:
Plastic tanks, Aluminium core
1 Sender port inlet tank

AR4205J

Citroen

C2, Auto & Manual, 1.6Lt, 04>



Core Dimensions
380 x 400 x 18, 1 Row


Inlet/Outlet
28/28 2 extra pipes at top 16mm

Details:
Plastic tanks, Aluminium core

AR4205J

Citroen

C3, Auto & Manual, 1.6Lt, 04>



Core Dimensions
380 x 400 x 18, 1 Row


Inlet/Outlet
28/28 2 extra pipes at top 16mm

Details:
Plastic tanks, Aluminium core

AR4208J

Citroen

Xantia, VSX, Manual, 1.9Lt, 2.0Lt, Turbo Diesel, 95>



Core Dimensions
610 x 396 x 34, 2 Row


Inlet/Outlet
42/42 clip on style

Details:
Plastic tanks, Aluminium core
10mm outlet pipe

AR4201J

Citroen

Xsara, N6, Auto, 2.0Lt, 01 - 06



Core Dimensions
380 x 563 x 27, 1 Row


Inlet/Outlet
32/32

Details:
Plastic tanks, Aluminium core
Supplied with overflow adaptor Size: 8mm & 15mm

AR4202J

Citroen

Xsara, N6, Auto, 1.6Lt, 01 - 06



Core Dimensions
380 x 563 x 19, 1 Row


Inlet/Outlet
32/32

Details:
Plastic tanks, Aluminium core

AR4146J

Citroen

Xsara, N6, Manual, 1.8Lt, 98 - 03



Core Dimensions
610 x 378 x 23, 2 Row


Inlet/Outlet
40/48 outlet clip on style

Details:
Plastic tanks, Aluminium core
1 Sender port inlet tank, Round tubes

AR4208J

Citroen

Xsara, N6, Manual, 1.9Lt, 2.0Lt, Turbo Diesel, 95 - 01



Core Dimensions
610 x 396 x 34, 2 Row


Inlet/Outlet
42/42 clip on style

Details:
Plastic tanks, Aluminium core
10mm outlet pipe

AR4040J

Citroen

Xsara, N6, Manual, 1.8Lt, 2.0Lt, 97 - 00



Core Dimensions
610 x 378 x 23, 2 Row


Inlet/Outlet
40/51 outlet quick connect

Details:
Plastic tanks, Aluminium core
1 Sender port inlet tank, Round tubes

AR5006J

Daewoo

Cielo, GL, GLX, Auto, 1.5Lt, 95 - 98



Core Dimensions
635 x 383 x 25, 1 Row


Inlet/Outlet
35/35

Details:
Plastic tanks, Aluminium core
Oil Cooler 245mm 1 Sender port inlet tank

AR5005J

Daewoo

Cielo, GL, GLX, Manual, 1.5Lt, 95 - 98



Core Dimensions
635 x 383 x 25, 1 Row


Inlet/Outlet
35/35

Details:
Plastic tanks, Aluminium core
1 Sender port inlet tank

AR5004J

Daewoo

Espero, CD, Manual, 2.0Lt, 95 - 97



Core Dimensions
635 x 385 x 25, 1 Row


Inlet/Outlet
35/35

Details:
Plastic tanks, Aluminium core
1 Sender port outlet tank

AR5044J

Daewoo

Espero, CD, Auto, 2.0Lt, 90 - 97



Core Dimensions
635 x 385 x 25, 1 Row

Inlet/Outlet
35/35

Details:
Plastic tanks, Aluminium core
Oil Cooler 245mm 1 Sender port outlet tank

AR5112J

Daewoo

Kalos, T200, Auto, 1.5Lt, 03 - 05



Core Dimensions
600 x 415 x 16, 1 Row


Inlet/Outlet
36/36

Details:
Plastic tanks, Aluminium core
Oil Cooler 255mm

AR5113J

Daewoo

Kalos, T200, Manual, 1.5Lt, 03 - 05



Core Dimensions
480 x 415 x 16, 1 Row


Inlet/Outlet
36/36

Details:
Plastic tanks, Aluminium core

AR5122J

Daewoo

Lacetti, J200, Auto, 1.8Lt, 03 - 05



Core Dimensions
370 x 700 x 18, 1 Row


Inlet/Outlet
34/34

Details:
Plastic tanks, Aluminium core
Oil Cooler 295mm

AR5123J

Daewoo

Lacetti, J200, Manual, 1.8Lt, 03 - 05



Core Dimensions
370 x 700 x 19, 1 Row


Inlet/Outlet
34/34

Details:
Plastic tanks, Aluminium core

AR5018J

Daewoo

Lanos, T100, Auto, 1.5Lt, 1.6Lt, 97 - 03



Core Dimensions
635 x 380 x 16, 1 Row

Inlet/Outlet
35/35

Details:
Plastic tanks, Aluminium core
Oil Cooler 250mm

AR5048J

Daewoo

Lanos, T100, Manual, 1.5Lt, 1.6Lt, 97 - 03



Core Dimensions
635 x 380 x 16, 1 Row

Inlet/Outlet
35/35

Details:
Plastic tanks, Aluminium core

AR5021J

Daewoo

Leganza, V100, Auto, 2.0Lt, 2.2Lt, 99 - 04



Core Dimensions
655 x 380 x 16, 1 Row

Inlet/Outlet
35/35

Details:
Plastic tanks, Aluminium core
Oil Cooler 260mm

AR5041J

Daewoo

Leganza, V100, Manual, 2.0Lt, 2.2Lt, 96 - 03



Core Dimensions
655 x 380 x 16, 1 Row

Inlet/Outlet
35/35

Details:
Plastic tanks, Aluminium core

AR5042J

Daewoo

Matiz, KL, M100, M150, Auto & Manual, 0.8Lt, 99 - 04



Core Dimensions
460 x 295 x 16, 1 Row

Inlet/Outlet
29/29

Details:
Plastic tanks, Aluminium core

AR5043J

Daewoo

Matiz, KL, M100, M150, Manual, 0.8Lt, 99 - 04



Core Dimensions
460 x 295 x 16, 1 Row


Inlet/Outlet
29/29

Details:
Plastic tanks, Aluminium core

AR5136J

Daewoo

Musso, Y100, Auto, Diesel, 98 - 05



Core Dimensions
418 x 680 x 26, 1 Row

Inlet/Outlet
34/34

Details:
Plastic tanks, Aluminium core
Oil Cooler 350mm 1 Sender port outlet tank

AR5021J

Daewoo

Nubira, J100, Auto, 1.6Lt, 2.0Lt, 99 - 04



Core Dimensions
655 x 380 x 16, 1 Row


Inlet/Outlet
35/35

Details:
Plastic tanks, Aluminium core
Oil Cooler 260mm

AR5019J

Daewoo

Nubira, J100, Auto, 1.6Lt, 2.0Lt, 97 - 99



Core Dimensions
655 x 380 x 16, 1 Row

***Some Nubria's have pin top mounts. Refer to JR5021J**


Inlet/Outlet
35/35

Details:
Plastic tanks, Aluminium core
Oil Cooler 260mm

AR5122J

Daewoo

Tacuma, Auto, 2.0Lt, 03 - 05



Core Dimensions
370 x 700 x 18, 1 Row


Inlet/Outlet
34/34

Details:
Plastic tanks, Aluminium core
Oil Cooler 295mm

AR5123J

Daewoo

Tacuma, Manual, 2.0Lt, 03 - 05



Core Dimensions
370 x 700 x 19, 1 Row


Inlet/Outlet
34/34

Details:
Plastic tanks, Aluminium core

AR7049D

Daihatsu

Applause, A101, Auto, 1.6Lt, 97 - 03



Core Dimensions
325 x 642 x 27, 1 Row


Inlet/Outlet
32/32

Details:
Plastic tanks, Aluminium core

AR7009D

Daihatsu

Applause, A101, Manual, 1.6Lt, 97 - 03



Core Dimensions
323 x 640 x 27, 1 Row

Inlet/Outlet
32/32

Details:
Plastic tanks, Aluminium core

AR7304J

Daihatsu

Applause, A101, Auto, 1.6Lt, 93 - 94



Core Dimensions
328 x 668 x 27, 1 Row


Inlet/Outlet
32/32

Details:
Plastic tanks, Aluminium core
10mm pipe

AR7076D

Daihatsu

Charade, L250, Auto, 03>



Core Dimensions
400 x 330 x 20, 1 Row


Inlet/Outlet
25/25

Details:
Plastic tanks, Aluminium core
Oil Cooler 175mm

AR7077D

Daihatsu

Charade, L250, Manual, 03>



Core Dimensions
400 x 330 x 20, 1 Row


Inlet/Outlet
25/25

Details:
Plastic tanks, Aluminium core

AR7049D

Daihatsu

Charade, G200-203, Auto, 1.0Lt, 1.3Lt, 97 - 03



Core Dimensions
325 x 642 x 27, 1 Row

inlet/Outlet
32/32

Details:
Plastic tanks, Aluminum core

AR7009D

Daihatsu

Charade, G200-203, Manual, 1.0Lt, 1.3Lt, 97 - 03



Core Dimensions
323 x 640 x 27, 1 Row

Inlet/Outlet
32/32

Details:
Plastic tanks, Aluminium core

AR7032D

Daihatsu

Charade, G200-203, Manual, 1.0Lt, 1.3Lt, 95 - 00



Core Dimensions
350 x 645 x 16, 1 Row

*M/T Version JR7246J.


Inlet/Outlet
32/32

Details:
Plastic tanks, Copper Brass core
Oil Cooler 225mm

AR7204J

Daihatsu

Charade, G200-203, Manual, 1.5Lt, 94 - 97



Core Dimensions
325 x 638 x 16, 1 Row

Inlet/Outlet
33/33

Details:
Plastic tanks, Aluminium core

AR7006J

Daihatsu

Charade, G200-203, Manual, 1.5Lt, 93 - 96



Core Dimensions
325 x 350 x 30, 2 Row


Inlet/Outlet
32/32

Details:
Plastic tanks, Copper Brass core

AR7206D

Daihatsu

Charade, G200-203, Manual, 1.5Lt, 93 - 96



Core Dimensions
325 x 354 x 27, 2 Row


Inlet/Outlet
32/32

Details:
Plastic tanks, Aluminium core

AR7246J

Daihatsu

Charade, G202, Manual, 1.0Lt, 95 - 00



Core Dimensions
352 x 648 x 16, 1 Row

Inlet/Outlet
32/32

Details:
Plastic tanks, Copper Brass core

AR7051D

Daihatsu

Charade, G100-102, Auto, 1.0Lt, 91 - 93



Core Dimensions
350 x 387 x 16, 1 Row

Inlet/Outlet
25/25

Details:
Plastic tanks, Copper Brass core
Oil Cooler 200mm

AR7007J

Daihatsu

Charade, G100-102, Auto, 1.0Lt, 1.3Lt, 88 - 93



Core Dimensions
350 x 375 x 30, 2 Row

Inlet/Outlet
32/32

Details:
Plastic tanks, Copper Brass core
Oil Cooler 230mm

AR7307J

Daihatsu

Charade, G100-102, Auto, 1.0Lt, 1.3Lt, 88 - 93



Core Dimensions
352 x 378 x 31, 2 Row


Inlet/Outlet
32/32

Details:
Plastic tanks, Aluminium core

AR7005J

Daihatsu

Charade, G11, Manual, 1.0Lt, 83 - 85



Core Dimensions
350 x 330 x 16, 1 Row

Inlet/Outlet
25/25

Details:
Plastic tanks, Copper Brass core

For genuine version use
JR7005D

AR7050A

Daihatsu

Charade, G10, Manual, 1.0Lt, 80 - 82



Core Dimensions
350 x 310 x 32, 2 Row


Inlet/Outlet
24/24

Details:
Brass tanks, Copper Brass core

AR7069D

Daihatsu

Move, Manual, 0.85Lt, 00 - 05



Core Dimensions
348 x 325 x 26, 1 Row


Inlet/Outlet
25/25

Details:
Plastic tanks, Aluminium core

AR7049D

Daihatsu

Pyzar, G303, Auto, 1.5Lt, 1.6Lt, 97 - 03



Core Dimensions
325 x 642 x 27, 1 Row


inlet/Outlet
32/32

Details:
Plastic tank, Aluminium core

AR7009D

Daihatsu

Pyzar, G303, Manual, 1.5Lt, 1.6Lt, 97 - 03



Core Dimensions
323 x 640 x 27, 1 Row

Inlet/Outlet
32/32

Details:
Plastic tanks, Aluminium core

AR7777J

Daihatsu

Sirion, GTVI, Manual, 1.0Lt, 1.3Lt, 98 - 02



Core Dimensions
375 x 318 x 16, 1 Row

Inlet/Outlet
26/26

Details:
Plastic tanks, Aluminium core

AR7617D

Daihatsu

Sirion, M100, Manual, 1.0Lt, 1.3Lt, 98 - 02



Core Dimensions
375 x 325 x 16, 1 Row


inlet/Outlet
26/26

Details:
Plastic tanks, Aluminium core

AR7002J

Daihatsu

Terios, J100, J102, Auto, 1.3Lt, 97 - 05



Core Dimensions
425 x 568 x 27, 2 Row

Inlet/Outlet
32/32

Details:
Plastic tanks, Aluminium core
For Manual JR7000J

AR7064D

Daihatsu

YRV, M200, M201, Auto, 1.3Lt, 99 - 05



Core Dimensions
375 x 324 x 27, 2 Row

Inlet/Outlet
32/32

Details:
Plastic tanks, Aluminium core

AR7065D

Daihatsu

YRV, M200, M201, Manual, 1.3Lt, 99 - 05



Core Dimensions
373 x 325 x 27, 1 Row


Inlet/Outlet
28/28

Details:
Plastic tanks, Aluminium core

AR7617D

Daihatsu

YRV, M200, M202, Manual, 1.3Lt, 99 - 05



Core Dimensions
375 x 318 x 16, 1 Row


Inlet/Outlet
26/26

Details:
Plastic tanks, Aluminium core

AR8062J

Dodge

Avenger, JS, Auto, 2.0Lt, 07>



Core Dimensions
700 x 395 x 16, 1 Row

Inlet/Outlet
35/35

Details:
Plastic tanks, Aluminium core

AR8062J

Dodge

Caliber, Auto, 2.0Lt, 09>



Core Dimensions
700 x 395 x 16, 1 Row

Inlet/Outlet
35/35

Details:
Plastic tanks, Aluminium core

AR8064J

Dodge

Nitro, Auto, 3.7Lt, 07>



Core Dimensions
505 x 609 x 27, 1 Row

Inlet/Outlet
38/45

Details:
Plastic tanks, Aluminium core

AR8062J

Dodge

Sebring, JS, Auto, 2.0Lt, 09>



Core Dimensions
700 x 395 x 16, 1 Row


Inlet/Outlet
35/35

Details:
Plastic tanks, Aluminium core

AR3042J

Eunos

30X, 500, CA-EC, Auto, 1.8Lt, V6, 92 - 97



Core Dimensions
690 x 350 x 28, 1 Row


Inlet/Outlet
35/35

Details:
Plastic tanks, Aluminium core
Oil Cooler 225mm

AR3043J

Eunos

30X, 500, CA-EC, Manual, 1.8Lt, V6, 92 - 97



Core Dimensions
690 x 350 x 28, 1 Row

Inlet/Outlet
35/35

Details:
Plastic tanks, Aluminium core

AR4084J

Fiat

Ducato, Manual, 2.3Lt, 3.0Lt, Turbo Diesel, 07>



Core Dimensions
780 x 369 x 32, 1 Row


Inlet/Outlet
35/35 quick connect

Details:
Plastic tanks, Aluminium core
8mm pipe outlet tank

AR0007J

Ford

Bronco, F100, Auto, 5.0Lt, 5.8Lt, 80 - 96



Core Dimensions
700 x 458 x 56, 2 Row


Inlet/Outlet
45/45

Details:
Plastic tanks, Aluminium core
Oil Cooler 305mm

AR6002J

Ford

Corsair, UA, Auto, 2.0Lt, 89 - 92



Core Dimensions
382 x 690 x 26, 1 Row


Inlet/Outlet
35/35

Details:
Plastic tanks, Aluminium core
Oil Cooler 302mm

AR6032J

Ford

Corsair, UA, Manual, 2.0Lt, 89 - 92



Core Dimensions
382 x 690 x 26, 1 Row


Inlet/Outlet
35/35

Details:
Plastic tanks, Aluminium core

AR0013J

Ford

Cougar, SW, SX, Auto, 2.5Lt, V6, 99 - 02



Core Dimensions
620 x 405 x 25, 1 Row


Inlet/Outlet
34/34

Details:
Plastic tanks, Aluminium core
Oil Cooler 260mm

AR3044J

Ford

Courier, PD-PE-PG-PH, Auto, 2.6Lt, Petrol, 2.5Lt, Turbo Diesel, 95 - 06



Core Dimensions
450 x 645 x 35, 1 Row


Inlet/Outlet
35/35

Details:
Plastic tanks, Aluminium core
Oil Cooler 375mm Universal lower fan mount locations

AR3024J

Ford

Courier, PD-PE-PG-PH, Manual, 2.6Lt, Petrol, 2.5Lt, Turbo Diesel, 95 - 06



Core Dimensions
450 x 650 x 34, 1 Row


Inlet/Outlet
36/36

Details:
Plastic tanks, Aluminium core
Universal lower fan mount locations

AR3015J

Ford

Courier, PD, Manual, 2.6Lt, Petrol, 95 - 99



Core Dimensions
450 x 635 x 25, 1 Row

Inlet/Outlet
35/35

Details:
Plastic tanks, Aluminium core
Universal lower fan mount locations

AR3025J

Ford

Courier, PC, Auto, 2.6Lt, Petrol, 92 - 95



Core Dimensions
400 x 646 x 32, 2 Row


Inlet/Outlet
35/35

Details:
Plastic tanks, Aluminium core
Oil Cooler 350mm

AR3048J

Ford

Courier, BT50, Auto, 95 - 11



Core Dimensions
450 x 645 x 36, 1 Row


Inlet/Outlet
35/35

Details:
Plastic tanks, Aluminium core
Oil Cooler 375mm

AR3430J

Ford

Courier, PB, Manual, 2.2Lt, Petrol, 87 - 90



Core Dimensions
375 x 590 x 32, 2 Row

Inlet/Outlet
34/34

Details:
Brass tanks, Copper Brass core
Oil Cooler 250mm 1 Sender port tank

AR3420J

Ford

Courier, PB, Manual, 1.6Lt, 82 - 86



Core Dimensions
325 x 450 x 32, 2 Row


Inlet/Outlet
34/34

Details:
Brass tanks, Copper Brass core

AR3055J

Ford

Econovan, JH, Manual, 00 - 06



Core Dimensions
350 x 545 x 16, 1 Row

Inlet/Outlet
35/35

Details:
Plastic tanks, Aluminium core

AR3037D

Ford

Econovan, JG, Auto, 2.0Lt, 97 - 00



Core Dimensions
350 x 545 x 27, 2 Row


Inlet/Outlet
35/35

Details:
Plastic tanks, Aluminium core

AR3047D

Ford

Econovan, JG, Manual, 2.0Lt, 97 - 00



Core Dimensions
400 x 565 x 35, 2 Row

Inlet/Outlet
35/35

Details:
Plastic tanks, Aluminium core

AR3210J

Ford

Econovan, GH, Manual, 4cyl, Petrol, 92 - 97



Core Dimensions
350 x 565 x 48, 3 Row


Inlet/Outlet
35/35

Details:
Brass tanks, Copper Brass core

AR3036J

Ford

Econovan, GE-GH, Manual, 2.2Lt, Diesel, 84 - 95



Core Dimensions
350 x 570 x 32, 2 Row

Inlet/Outlet
35/35

Details:
Brass tanks, Copper Brass core

*JR3200A = 3 rows,
48mm thick.

AR3035J

Ford

Econovan, GE-GH, Manual, 2.0Lt, Petrol, 84 - 95



Core Dimensions
350 x 565 x 32, 1 Row

***JR3210A = 3 rows,
48mm thick.**


Inlet/Outlet
35/35

Details:
Brass tanks, Copper Brass core
1 Sender port outlet tank (grill side)

AR3029J

Ford

Escape, Auto, 2.3Lt, 01>



Core Dimensions
700 x 466 x 27, 1 Row

Inlet/Outlet
35/35

Details:
Plastic tanks, Aluminium core
Oil Cooler 305mm

AR3021J

Ford

Escape, Auto, 3.0Lt, V6, 01>



Core Dimensions
700 x 469 x 26, 1 Row

Inlet/Outlet
32/38

Details:
Plastic tanks, Aluminium core
Oil Cooler 305mm

AR0003J

Ford

Explorer, US, UZ, UT, UX, Auto, 6cyl, V8, 4.0Lt, 4.6Lt, 01>



Core Dimensions
605 x 540 x 36, 1 Row


Inlet/Outlet
38/38

Details:
Plastic tanks, Aluminium core

AR0002J

Ford

Explorer, UN, UP, Auto, 4.0Lt, V6, 96 - 00



Core Dimensions
528 x 600 x 57, 2 Row


Inlet/Outlet
38/38

Details:
Plastic tanks, Aluminium core
Oil Cooler 305mm

AR0007J

Ford

F100, F150, Auto, 5.0Lt, 5.8Lt, 80 - 96



Core Dimensions
700 x 458 x 56, 2 Row


Inlet/Outlet
45/45

Details:
Plastic tanks, Aluminium core
Oil Cooler 305mm

AR0016J

Ford

F250, XLT, Auto, 7.3Lt, TD, 01>



Core Dimensions
673 x 765 x 57, 2 Row


Inlet/Outlet
45/45

Details:
Plastic tanks, Aluminium core
Oil Cooler 305mm

AR0014J

Ford

F250, XL, XTL, Auto, 5.4Lt, V8, Petrol, 01>



Core Dimensions
673 x 760 x 27, 1 Row


Inlet/Outlet
45/45

Details:
Plastic tanks, Aluminium core
Oil Cooler 305mm

AR0016J

Ford

F350, XTL, Auto, 7.3Lt, TD, 01>



Core Dimensions
673 x 765 x 57, 2 Row


Inlet/Outlet
45/45

Details:
Plastic tanks, Aluminium core
Oil Cooler 305mm

AR0057J

Ford

Fairlane/LTD, AU, Auto, Series 1, 2 & 3, 98 - 02



Core Dimensions
660 x 426 x 32, 2 Row


Inlet/Outlet
35/38

Details:
Plastic tanks, Copper Brass core
Oil Cooler 305mm Brass oil cooler

AR0058J

Ford

Fairlane/LTD, AU, Auto, Series 2 & 3, 6cyl, 98 - 02



Core Dimensions
660 x 427 x 28, 1 Row


Inlet/Outlet
35/38

Details:
Plastic tanks, Aluminium core
Oil Cooler 305mm Concentric oil cooler

AR0060J

Ford

Fairlane/LTD, AU, Auto, V8 & H/D 6cyl, 98 - 02



Core Dimensions
660 x 430 x 28, 1 Row

Inlet/Outlet
35/38

Details:
Plastic tanks, Aluminium core
Oil Cooler 305mm

AR0055J

Ford

Fairlane/LTD, NF-NL, Auto, 6cyl, V8, 95 - 98



Core Dimensions
702 x 418 x 32, 2 Row

**Inlet Tank: RT0052,
O Ring: OR0052,
Outlet Tank: RT0055**


Inlet/Outlet
38/44

Details:
Plastic tanks, Copper Brass core
Oil Cooler 225mm
For performance version use JR0055HP

AR0055V

Ford

Fairlane/LTD, NF-NL, Auto, 6cyl, V8, 95 - 98



Core Dimensions
702 x 418 x 32, 2 Row

Inlet/Outlet
38/44

Details:
Plastic tanks, Aluminium core
Oil Cooler 225mm
For performance version use JR0055HP

AR0052J

Ford

Fairlane/LTD, NA-NC, Auto, 6cyl, V8, 88 - 95



Core Dimensions
702 x 418 x 32, 2 Row

**Inlet Tank: RT0052,
O Ring: OR0052,
Outlet Tank: RT0053**


Inlet/Outlet
38/44

Details:
Plastic tanks, Copper Brass core
Oil Cooler 225mm

AR0052V

Ford

Fairlane/LTD, NA-NC, Auto, 6cyl, V8, 88 - 95



Core Dimensions
702 x 418 x 32, 2 Row

Inlet/Outlet
38/44

Details:
Plastic tanks, Aluminium core
With return & O/C Adaptors

AR0051J

Ford

Fairlane/LTD, ZH-ZL, Auto, 6cyl, V8, 76 - 88



Core Dimensions
660 x 455 x 32, 2 Row

Inlet/Outlet
38/45

Details:
Brass tanks, Copper Brass core
Sender port & terminal outlet tank Oil Cooler 225mm

AR0072J

Ford

Falcon, FG, Auto, 5.4Lt, V8, 07 - 10



Core Dimensions
650 x 430 x 27, 1 Row


Inlet/Outlet
40/40

Details:
Plastic tanks, Aluminium core

AR0071J

Ford

Falcon, FG, Auto & Manual, 4.0Lt, 6cyl, 07 - 10



Core Dimensions
650 x 430 x 27, 1 Row

Inlet/Outlet
40/40

Details:
Plastic tanks, Aluminium core

AR0071J

Ford

Falcon, FG, Manual, 5.4Lt, V8, 4.0Lt, Turbo, V6, 07 - 10



Core Dimensions
650 x 430 x 27, 1 Row


Inlet/Outlet
40/40

Details:
Plastic tanks, Aluminium core

AR0067J

Ford

Falcon, BF, Auto, 6cyl, Turbo, V8, 05 - 08



Core Dimensions
650 x 430 x 26, 1 Row


Inlet/Outlet
38/36

Details:
Plastic tanks, Aluminium core
Oil Cooler 300mm

AR0064J

Ford

Falcon, BA-BF, Auto & Manual, 6cyl, Non-Turbo, 02 - 08



Core Dimensions
650 x 430 x 27, 1 Row

Inlet/Outlet
35/38

Details:
Plastic tanks, Aluminium core

AR0164J

Ford

Falcon, BA-BF, Auto & Manual, 6cyl, Non-Turbo, V8, 02 - 08



Core Dimensions
650 x 430 x 27, 1 Row


Inlet/Outlet
35/38

Details:
Plastic tanks, Aluminium core
Jayrad Version

AR0061J

Ford


Falcon, BA, Auto, 6cyl, 02 - 05



Core Dimensions
650 x 430 x 16, 1 Row

Inlet/Outlet
35/38


Details:
Plastic tanks, Aluminium core
Aluminium Oil Cooler 250mm

AR0062J**Ford****Falcon, BA, Auto, 6cyl, 02 - 05**

Core Dimensions
650 x 430 x 27, 1 Row

Inlet/Outlet
35/38

Details:
Plastic tanks, Aluminium core
Aluminium Oil Cooler 250mm

AR0161J**Ford****Falcon, BA, Auto, 6cyl, 02 - 05**

Core Dimensions
650 x 430 x 16, 1 Row

Inlet/Outlet
35/38


Details:
Plastic tanks, Aluminium core
SS Oil Cooler 250mm
Jayrad Version

AR0161V**Ford****Falcon, BA, Auto, 6cyl, 02 - 05**

Core Dimensions
650 x 430 x 16, 1 Row

Inlet/Outlet
35/38

Details:
Plastic tanks, Aluminium core
SS Oil Cooler 250mm

AR0162J**Ford****Falcon, BA, Auto, 6cyl, 02 - 05**

Core Dimensions
650 x 430 x 27, 1 Row

Inlet/Outlet
35/38


Details:
Plastic tanks, Aluminium core
SS Oil Cooler 250mm
Jayrad Version

AR0162V**Ford****Falcon, BA, Auto, 6cyl, 02 - 05**

Core Dimensions
650 x 430 x 27, 1 Row

Inlet/Outlet
35/38

Details:
Plastic tanks, Aluminium core
SS Oil Cooler 250mm

AR0063J**Ford****Falcon, BA, Auto & Manual, 6cyl, 02 - 05**

Core Dimensions
650 x 430 x 16, 1 Row


Inlet/Outlet
35/38

Details:
Plastic tanks, Aluminium core
Genuine

AR0163J

Ford

Falcon, BA, Manual, 6cyl, 02 - 05



Core Dimensions
650 x 430 x 16, 1 Row


Inlet/Outlet
35/38

Details:
Plastic tanks, Aluminium core
Jayrad Version

AR0057J

Ford

Falcon, AU, Auto, Series 1, 2 & 3, 98 - 02



Core Dimensions
660 x 426 x 32, 2 Row


Inlet/Outlet
35/38

Details:
Plastic tanks, Copper Brass core
Oil Cooler 305mm Brass oil cooler
For performance version use JR0058HP

AR0058J

Ford

Falcon, AU, Auto, Series 2 & 3, 6cyl, 98 - 02



Core Dimensions
660 x 427 x 28, 1 Row

Inlet/Outlet
35/38

Details:
Plastic tanks, Aluminium core
Oil Cooler 305mm Concentric oil cooler
For performance version use JR0058HP

AR0060J

Ford

Falcon, AU, Auto, V8 & H/D, 6cyl, 98 - 02



Core Dimensions
660 x 430 x 28, 1 Row

Inlet/Outlet
35/38

Details:
Plastic tanks, Aluminium core
Oil Cooler 305mm

AR0055J

Ford

Falcon, EF-EL, Auto, 6cyl, V8, 94 - 98



Core Dimensions
702 x 418 x 32, 2 Row

Inlet/Outlet
38/44

Details:
Plastic tanks, Copper Brass core
Oil Cooler 225mm
For performance version use JR0055HP

**Inlet Tank: RT0052,
O Ring: OR0052,
Outlet Tank: RT0055**

AR0055V

Ford

Falcon, EF-EL, Auto, 6cyl, V8, 94 - 98



Core Dimensions
702 x 418 x 32, 2 Row

Inlet/Outlet
38/44

Details:
Plastic tanks, Aluminium core
Oil Cooler 225mm
For performance version use JR0055HP

**Inlet Tank: RT0052,
O Ring: OR0052,
Outlet Tank: RT0055**

AR0055J

Falcon, XH, Auto, 6cyl, 94 - 98



Core Dimensions
702 x 418 x 32, 2 Row

**Inlet Tank: RT0052,
O Ring: OR0052,
Outlet Tank: RT0055**


Inlet/Outlet
38/44

Details:
Plastic tanks, Copper Brass core
Oil Cooler 225mm
For performance version use JR0055HP

AR0055V

Ford

Falcon, XH, Auto, 6cyl, 94 - 98



Core Dimensions
702 x 418 x 32, 2 Row

**Inlet Tank: RT0052,
O Ring: OR0052,
Outlet Tank: RT0055**

Inlet/Outlet
38/44

Details:
Plastic tanks, Aluminium core
Oil Cooler 225mm
For performance version use JR0055HP

AR0052J

Falcon, EA-ED, Auto, 6cyl, 88 - 94



Comes with oil cooler adaptors
for 3 & 4 speed

Core Dimensions
702 x 418 x 32, 2 Row

**Inlet Tank: RT0052,
O Ring: OR0052,
Outlet Tank: RT0053**

Inlet/Outlet
38/44

Details:
Plastic tanks, Copper Brass core
Oil Cooler 225mm

AR0052V

Ford

Falcon, EA-ED, Auto, 6cyl, 88 - 94



Comes with oil cooler adaptors
for 3 & 4 speed

Core Dimensions
702 x 418 x 32, 2 Row

**Inlet Tank: RT0052,
O Ring: OR0052,
Outlet Tank: RT0053**


Inlet/Outlet
38/44

Details:
Plastic tanks, Aluminium core
With return & O/C Adaptors

AR0051J

Ford

Falcon, XD-XF, Auto, 6cyl, V8, 79 - 88



RC0051 Low water sender unit

Core Dimensions
660 x 455 x 32, 2 Row


Inlet/Outlet
38/45

Details:
Brass tanks, Copper Brass core
Sender port & terminal outlet tank Oil Cooler 225mm

AR0017J

Ford

Festiva, WB-WF, Auto, 4cyl, 01 - 06



Core Dimensions
350 x 641 x 16, 1 Row


Inlet/Outlet
28/31

Details:
Plastic tanks, Aluminium core
Oil Cooler 275mm

AR0018J

Ford

Festiva, WB-WF, Manual, 4cyl, 01 - 06



Core Dimensions
350 x 526 x 16, 1 Row

Inlet/Outlet
28/31

Details:
Plastic tanks, Aluminium core

AR0329J

Ford

Festiva, WA, Auto, 4cyl, 91 - 94



Core Dimensions
323 x 385 x 25, 1 Row


Inlet/Outlet
28/28

Details:
Plastic tanks, Aluminium core

AR0035J

Ford

Fiesta, WP-WQ, Auto & Manual, 4cyl, 04>



Core Dimensions
505 x 347 x 16, 1 Row

Inlet/Outlet
32/32 inlet quick connect

Details:
Plastic tanks, Aluminium core

AR3023J

Ford

Focus, LS, Auto & Manual, 2.0Lt, 2.3Lt, 04>



Core Dimensions
672 x 368 x 19, 1 Row


Inlet/Outlet
33/33

Details:
Plastic tanks, Aluminium core

AR0044J

Ford

Focus, LR, Auto, 1.8Lt, 2.0Lt, 02 - 06



Core Dimensions
600 x 366 x 26, 1 Row

***No oil cooler**


Inlet/Outlet
33/33

Details:
Plastic tanks, Aluminium core

AR0043J

Ford

Focus, LR, Manual, 1.8Lt, 2.0Lt, 02 - 06



Core Dimensions
600 x 366 x 26, 1 Row


Inlet/Outlet
33/33

Details:
Plastic tanks, Aluminium core

AR0032J

Ford

Laser, KN-KQ, Auto, 1.6Lt, 1.8Lt, 98 - 03



Core Dimensions
325 x 687 x 16, 1 Row


Inlet/Outlet
28/28

Details:
Plastic tanks, Aluminium core
Oil Cooler 350mm

AR0031J

Ford

Laser, KN-KQ, Manual, 1.6Lt, 1.8Lt, 98 - 03



Core Dimensions
325 x 687 x 16, 1 Row


Inlet/Outlet
28/28

Details:
Plastic tanks, Aluminium core

AR0004J

Ford

Laser, KJ, Auto, 1.6Lt, 1.8Lt, 94 - 99



Core Dimensions
325 x 691 x 16, 1 Row


Inlet/Outlet
28/28

Details:
Plastic tanks, Aluminium core
Oil Cooler 355mm

AR0006J

Ford

Laser, KJ, Manual, 1.6Lt, 1.8Lt, 94 - 99



Core Dimensions
325 x 698 x 16, 1 Row


Inlet/Outlet
28/28

Details:
Plastic tanks, Aluminium core

AR0024J

Ford

Laser, KF-KH, Auto, 1.6Lt, 1.8Lt, 90 - 94



Core Dimensions
390 x 647 x 25, 1 Row

Inlet Tank: RT0024


Inlet/Outlet
32/32

Details:
Plastic tanks, Aluminium core
Sender port inlet tank Oil Cooler 275mm

AR0024V

Ford

Laser, KF-KH, Auto, 1.6Lt, 1.8Lt, 90 - 94



Core Dimensions
390 x 647 x 25, 1 Row

Inlet Tank: RT0024


Inlet/Outlet
32/32

Details:
Plastic tanks, Aluminium core
Sender port inlet tank Oil Cooler 275mm

AR0023J

Ford

Laser, KF-KH, Auto & Manual, 1.6Lt, 90 - 94



Core Dimensions
390 x 569 x 16, 1 Row

Inlet Tank: RT0023

Inlet/Outlet
31/31

Details:
Plastic tanks, Aluminium core

AR0022J

Ford

Laser, KF-KH, Manual, 1.8Lt, 90 - 91



Core Dimensions
390 x 647 x 16, 1 Row

Inlet Tank: RT0022


Inlet/Outlet
32/32

Details:
Plastic tanks, Aluminium core

AR0021J

Ford

Laser, KC-KE, Manual, 1.6Lt, 85 - 87



Core Dimensions
350 x 575 x 16, 1 Row


Inlet/Outlet
36/36

Details:
Plastic tanks, Copper Brass core
1 Sender port outlet tank

AR0020K

Ford

Laser, KC-KE, Manual, 1.6Lt, 85 - 81



Core Dimensions
352 x 574 x 16, 1 Row

Inlet/Outlet
36/36

Details:
Plastic tanks, Copper Brass core

AR0186J

Ford

Laser, KC, Auto, 1.6Lt, 85 - 87



Core Dimensions
350 x 447 x 32, 2 Row

For genuine version use
JR0186D


Inlet/Outlet
35/35

Details:
Plastic tanks, Copper Brass core

AR0036J

Ford

Laser, KC, Manual, 1.6Lt, 85 - 86



Core Dimensions
300 x 457 x 16, 1 Row

Inlet/Outlet
35/35

Details:
Plastic tanks, Copper Brass core
1 Sender port outlet tank

AR0121D

Ford

Laser, KC, Manual, 1.3Lt, 85 - 86



Core Dimensions
350 x 528 x 16, 1 Row

Inlet/Outlet
35/35

Details:
Plastic tanks, Copper Brass core

AR0084J

Ford

Focus, LS, LT, LV, XR5, Manual, 2.0Lt, 2.5Lt, Turbo, 06 - 11



Core Dimensions
675 x 368 x 26, 1 Row


Inlet/Outlet
33/33

Details:
Plastic tanks, Aluminium core

AR6046J

Ford

Maverick, GQ Series, Auto, 4.2Lt, Diesel, 88 - 97



Core Dimensions
740 x 460 x 32, 2 Row


Inlet/Outlet
40/40

Details:
Brass tanks, Copper Brass core
Sensor plug outlet tank
JR6146J for 3 Row

AR6045J

Ford

Maverick, GQ Series, Manual, 4.2Lt, Diesel, 88 - 97



Core Dimensions
740 x 460 x 32, 2 Row

Inlet/Outlet
40/40

Details:
Brass tanks, Copper Brass core
Sensor plug inlet tank
JR6145J for 3 Row

AR6049J

Ford

Maverick, GQ Series, Auto, 4.2Lt, Petrol, 88 - 97



Core Dimensions
740 x 460 x 32, 2 Row

Inlet/Outlet
35/38

Details:
Brass tanks, Copper Brass core
Sensor plug outlet tank
JR6149J for 3 Row

AR6048J

Ford

Maverick, GQ Series, Manual, 4.2Lt, Petrol, 88 - 97



Core Dimensions
740 x 460 x 32, 2 Row

Inlet/Outlet
35/38

Details:
Brass tanks, Copper Brass core
JR6145J for 3 Row

AR3210J

Ford

Maxivan, GH, Manual, 2.0Lt, 92 - 97



Core Dimensions
350 x 565 x 48, 3 Row

Inlet/Outlet
35/35

Details:
Brass tanks, Copper Brass core

AR3035J

Ford

Maxivan, GH, Manual, 2.0Lt, 92 - 97



Core Dimensions
350 x 565 x 32, 2 Row

Inlet/Outlet
35/35

Details:
Brass tanks, Copper Brass core

AR0186J

Ford

Meteor, GC, Auto, 1.5Lt, 85 - 86



Core Dimensions
350 x 447 x 32, 2 Row

Inlet/Outlet
35/35

Details:
Plastic tanks, Copper Brass core
Oil Cooler 225mm 1 Sender port outlet tank

AR0082J

Ford

Focus, LW, Auto/Manual, 1.6, 2.0Lt, Petrol, 8/11>



Core Dimensions
670 x 346 x 16, 1 Row


Inlet/Outlet
34/34, 15

Details:
Plastic tanks, Aluminium core
External Oil Cooler

AR0075J

Ford

Mondeo, HD, Auto, 00 - 07



Core Dimensions
620 x 388 x 26, 1 Row


Inlet/Outlet
33/33

Details:
Plastic tanks, Aluminium core

AR0015J

Ford

Mondeo, HB-HC, Auto, 2.0Lt, 93 - 96



Core Dimensions
620 x 380 x 26, 1 Row

Inlet/Outlet
34/34

Details:
Plastic tanks, Aluminium core
Oil Cooler 250mm & 255mm

AR0078J

Ford

Mondeo, MA, MB, Auto, 2.0Lt, 2.3Lt, Turbo Diesel, 07>



Core Dimensions
670 x 460 x 27, 1 Row


Inlet/Outlet
38/38, 15/18

Details:
Plastic tanks, Aluminium core
External Oil Cooler

AR0042J

Ford

Probe, Auto, 2.5Lt, 94 - 98



Core Dimensions
690 x 340 x 22, 1 Row

Inlet/Outlet
38/38

Details:
Plastic tanks, Aluminium core
Oil Cooler 255mm

AR3025J

Ford

Raider, UV, Auto, 91 - 97



Core Dimensions
400 x 646 x 32, 2 Row

Inlet/Outlet
35/35

Details:
Plastic tanks, Aluminium core
Oil Cooler 350mm

AR0001J

Ford

Taurus, DN-DP, Auto, 3.0Lt, 96 - 01



Core Dimensions
718 x 378 x 26, 1 Row


Inlet/Outlet
38/38

Details:
Plastic tanks, Aluminium core
Oil Cooler 255mm

AR3006J

Ford

Telstar, AX-AY, Auto, 4cyl, 92 - 02



Core Dimensions
690 x 330 x 27, 1 Row

**JR3003J for
Copper/Plastic**

Inlet/Outlet
35/35

Details:
Plastic tanks, Aluminium core
Oil Cooler 225mm

AR3005J

Ford

Telstar, AX-AY, Auto, V6, 92 - 02



Core Dimensions
690 x 340 x 32, 2 Row

**JR3004J for
Aluminium/Plastic**

Inlet/Outlet
35/35

Details:
Brass tanks, Copper Brass core
Oil Cooler 225mm

AR3302J

Ford

Telstar, AT-AV, Auto, 2.0Lt, 2.2Lt, 88 - 91



Core Dimensions
400 x 650 x 32, 2 Row

Inlet/Outlet
35/35

Details:
Plastic tanks, Aluminium core

AR3000J

Ford

Telstar, AT-AV, Manual, 2.0Lt, 88 - 91



Core Dimensions
400 x 650 x 32, 2 Row


Inlet/Outlet
35/35

Details:
Plastic tanks, Copper Brass core

AR3002V

Ford

Telstar, AT-AV, Auto, 2.0Lt, 2.2Lt, 87 - 92



Core Dimensions
400 x 650 x 32, 2 Row


Inlet/Outlet
35/35

Details:
Plastic tanks, Aluminium core

AR3122J

Ford

Telstar, AR-AS, Auto, 2.0Lt, 83 - 85



Core Dimensions
350 x 650 x 32, 2 Row

Inlet/Outlet
35/35

Details:
Brass tanks, Copper Brass core

AR0074J

Ford

Territory, TD & SZ/CR GED, Auto A/P O/E, 2.7Lt, V8, 11>



Core Dimensions
635 x 451 x 27, 1 Row


Inlet/Outlet
38/38

Details:
Plastic tanks, Aluminium core
Oil Cooler 305mm

JR0061JA

Ford

Territory, SX-SY, Auto, 4.0Lt, 6cyl, 04 - 10



Core Dimensions
650 x 430 x 16, 1 Row


Inlet/Outlet
35/38

Details:
Plastic tanks, Aluminium core
Aluminium Oil Cooler 250mm
Genuine

AR0161J

Ford

Territory, SX-SY, Auto, 4.0Lt, 6cyl, 04 - 10



Core Dimensions
650 x 430 x 16, 1 Row

Inlet/Outlet
35/38

Details:
Plastic tanks, Aluminium core
SS Oil Cooler 250mm Jayrad Version

AR0161V

Ford

Territory, SX-SY, Auto, 4.0Lt, 6cyl, 04 - 10



Core Dimensions
650 x 430 x 16, 1 Row

Inlet/Outlet
35/38

Details:
Plastic tanks, Aluminum core
SS Oil Cooler 250mm

AR0076J

Ford

Transit, Auto & Manual, 06>



Core Dimensions
770 x 368 x 26, 1 Row

Inlet/Outlet
35/35

Details:
Plastic tanks, Aluminium core

AR0047J

Ford

Transit, V184/5, Auto & Manual, 2.4Lt, Diesel, 01 - 06



Core Dimensions
770 x 390 x 26, 1 Row

Inlet/Outlet
33/33

Details:
Plastic tanks, Aluminium core

AR0046J

Ford

Transit, V184/5, Manual, 2.4Lt, Diesel, 01 - 06



Core Dimensions
620 x 388 x 26, 1 Row


Inlet/Outlet
33/33

Details:
Plastic tanks, Aluminium core

AR0038J

Ford

Transit, VE, Manual, 2.0Lt, Petrol, 95 - 00



Core Dimensions
702 x 363 x 42, 1 Row

Inlet/Outlet
33/33

Details:
Plastic tanks, Aluminium core

AR0039J

Ford

Transit, VE, Manual, 2.5Lt, Diesel, 95 - 00



Core Dimensions
700 x 360 x 40, 1 Row


Inlet/Outlet
38/38

Details:
Plastic tanks, Aluminium core

AR0045J

Ford

Transit, VE, Manual, 2.5Lt, TD, 95 - 00



Core Dimensions
600 x 360 x 40, 1 Row


Inlet/Outlet
39/39

Details:
Plastic tanks, Aluminium core

AR0030J

Ford

Transit, VE, Manual, 2.5Lt, Diesel, 92 - 95



Core Dimensions
600 x 370 x 42, 2 Row


Inlet/Outlet
38/38

Details:
Plastic tanks, Aluminium core

AR1055J

Holden

Adentra, VZ, Auto, 3.6Lt, V6, 04 - 06



Core Dimensions
675 x 425 x 28, 1 Row


Inlet/Outlet
35/35

Details:
Plastic tanks, Aluminium core
SS Oil Cooler 295mm

AR1057J

Holden

Adentra, VZ, Auto, 5.7Lt, V8, 04 - 06



Core Dimensions
675 x 430 x 35, 1 Row


Inlet/Outlet
35/35

Details:
Plastic tanks, Aluminium core
Oil Cooler 295mm

AR1057J

Holden

Adentra, VY II, Auto, 5.7Lt, V8, 02 - 04



Core Dimensions
675 x 430 x 35, 1 Row

Inlet/Outlet
35/35

Details:
Plastic tanks, Aluminium core
Oil Cooler 295mm

AR2002J*Holden***Apollo, JP, Auto, V6, 93 - 96****Core Dimensions**

425 x 720 x 32, 2 Row

Inlet/Outlet

35/35

Details:Plastic tanks, Copper Brass core
Oil Cooler 375mm**AR2002V***Holden***Apollo, JP, Auto, V6, 93 - 96****Core Dimensions**

425 x 720 x 32, 1 Row

Inlet/Outlet

32/32

Details:

Plastic tanks, Aluminium core

AR2053J*Holden***Apollo, JM, Auto, 2.2Lt, 92 - 95****Core Dimensions**

425 x 720 x 32, 2 Row

Inlet/Outlet

32/32

Details:

Plastic tanks, Copper Brass core

AR2053V*Holden***Apollo, JM, Auto, 2.2Lt, 92 - 95****Core Dimensions**


425 x 720 x 32, 1 Row

Inlet/Outlet

32/32

Details:


Plastic tanks, Aluminium core

AR2001J*Holden***Apollo, JK-JL, Auto, 2.0Lt, 89 - 92****Core Dimensions**

325 x 668 x 16, 1 Row

Inlet/Outlet

32/32

Details:Plastic tanks, Copper Brass core
Oil Cooler 275mm**AR2001V***Holden***Apollo, JK-JL, Auto, 2.0Lt, 89 - 92****Core Dimensions**

325 x 668 x 16, 1 Row

Inlet/Outlet

32/32


Details:

Plastic tanks, Aluminium core

AR2101K

Holden

Apollo, JK, Manual, 2.0Lt, 89 - 91



Core Dimensions
325 x 668 x 16, 1 Row

Inlet/Outlet
32/32

Details:
Plastic tanks, Copper Brass core

AR1077J

Holden

Astra, AH, Manual, 1.9Lt, 2.0Lt, Diesel, 06>



Core Dimensions
601 x 366 x 27, 1 Row

Inlet/Outlet
34/34

Details:
Plastic tanks, Aluminium core

AR1078J

Holden

Astra, AH, Auto & Manual, 1.8Lt, 04 - 09



Core Dimensions
600 x 367 x 16, 1 Row

***Genuine unit**

inlet/Outlet
34/34

Details:
Plastic tanks, Aluminum core
Sender port below inlet pipe

AR1076J

Holden

Astra, AH, Auto & Manual, 1.8Lt, 04 - 09



Core Dimensions
600 x 367 x 16, 1 Row

Inlet/Outlet
34/34

Details:
Plastic tanks, Aluminium core
Sender port inlet tank

AR1049J

Holden

Astra, AH, Auto & Manual, 1.9Lt, 04 - 09



Core Dimensions
604 x 370 x 16, 1 Row


Inlet/Outlet
34/34

Details:
Plastic tanks, Aluminium core
Oil Cooler 255mm

AR1033J

Holden

Astra, TS, Auto, 1.8Lt, 98 - 05



Core Dimensions
598 x 375 x 26, 2 Row


Inlet/Outlet
35/35

Details:
Plastic tanks, Aluminium core
Oil Cooler 250mm, Round Tubes

AR1033V

Holden

Astra, TS, Auto, 1.8Lt, 98 - 05



Core Dimensions
598 x 375 x 26, 2 Row


Inlet/Outlet
35/35

Details:
Plastic tanks, Aluminium core
Oil Cooler 250mm Non-Genuine version

AR1034J

Holden

Astra, TS, Manual, 1.8Lt, 98 - 05



Core Dimensions
600 x 376 x 23, 2 Row


Inlet/Outlet
34/34

Details:
Plastic tanks, Aluminium core
Round tubes

AR1038J

Holden

Astra, TS, Auto, 2.2Lt, 01 - 02



Core Dimensions
598 x 368 x 34, 1 Row

Inlet/Outlet
34/34

Details:
Plastic tanks, Aluminium core
Oil Cooler 250mm

AR1002J

Holden

Astra, TR, Auto, 1.8Lt, 2.0Lt, 95 - 98



Core Dimensions
590 x 370 x 24, 1 Row

Inlet/Outlet
34/34

Details:
Plastic tanks, Aluminium core
Oil Cooler 250mm 1 x Sender port inlet tank

AR6150J

Holden

Astra, LD, Auto, 1.8Lt, 1.6Lt, 87 - 91



Core Dimensions
588 x 347 x 30, 2 Row

Inlet/Outlet
35/35

Details:
Brass tanks, Copper Brass core
Oil Cooler 180mm

AR6204J

Holden

Astra, LD, Auto, 1.8Lt, 1.6Lt, 87 - 91



Core Dimensions
589 x 345 x 32, 2 Row

Inlet/Outlet
36/36

Details:
Plastic tanks, Aluminium core
Oil Cooler 180mm

Inlet Tank: RT 6004
Outlet Tank: OR 6004

AR6112A

Holden

Astra, LC, Manual, 1.6Lt, 83 - 86



Core Dimensions
330 x 470 x 32, 2 Row


Inlet/Outlet
28/28

Details:
Brass tanks, Copper Brass core
1 Sender port outlet tank

AR5112J

Holden

Barina, TK, Auto, 1.6Lt, 03 - 08



Core Dimensions
600 x 415 x 16, 1 Row


Inlet/Outlet
36/36

Details:
Plastic tanks, Aluminium core
Oil Cooler 255mm

AR5113J

Holden

Barina, TK, Manual, 1.6Lt, 03 - 08



Core Dimensions
480 x 415 x 16, 1 Row


Inlet/Outlet
36/36

Details:
Plastic tanks, Aluminium core

AR1037J

Holden

Barina, XC, Auto, 1.4Lt, 1.8Lt, 01 - 05



Core Dimensions
540 x 350 x 24, 1 Row


Inlet/Outlet
36/36

Details:
Plastic tanks, Aluminium core
Oil Cooler 250mm

AR1032J

Holden

Barina, XC, Manual, 1.4Lt, 1.8Lt, 01 - 05



Core Dimensions
540 x 375 x 26, 2 Row

Inlet/Outlet
35/35

Details:
Plastic tanks, Aluminium core
Round tubes

AR1047J

Holden

Barina, XC, Manual, 1.4Lt, 01 - 05



Core Dimensions
540 x 375 x 26, 2 Row

Inlet/Outlet
35/35

Details:
Plastic tanks, Aluminium core
Round tubes

AR1039J*Holden***Barina, SB, Auto, 1.2Lt, 1.4Lt, 94 - 01**

Core Dimensions
680 x 260 x 26, 1 Row

Inlet/Outlet
34/34


Details:
Plastic tanks, Aluminium core
Oil Cooler 220mm 2 Sender ports inlet tank

AR1039V*Holden***Barina, SB, Auto, 1.2Lt, 1.4Lt, 94 - 01**

Core Dimensions
680 x 260 x 26, 1 Row

Inlet/Outlet
34/34

Details:
Plastic tanks, Aluminium core
Oil Cooler 220mm 2 Sender ports inlet tank

AR1040J*Holden***Barina, SB, Manual, 1.2Lt, 1.4Lt, 94 - 01**

Core Dimensions
681 x 260 x 26, 1 Row

Inlet/Outlet
34/34

Details:
Plastic tanks, Aluminium core
2 Sender ports inlet tank

AR7311J*Holden***Barina, MF-MH, Auto, 1.3Lt, 91 - 95**

Core Dimensions
350 x 330 x 30, 2 Row

Inlet/Outlet
28/28

Details:
Plastic tanks, Aluminium core
Oil Cooler 200mm

AR7011J*Holden***Barina, MF-MH, Auto, 1.3Lt, 91 - 95**

Core Dimensions
350 x 330 x 30, 2 Row

Inlet/Outlet
28/28

Details:
Plastic tanks, Copper Brass core
Oil Cooler 200mm

AR7013J*Holden***Barina, MF-MH, Manual, 1.3Lt, 91 - 95**

Core Dimensions
323 x 323 x 30, 2 Row


Inlet/Outlet
28/28

Details:
Plastic tanks, Copper Brass core

AR7313J

Holden

Barina, MF-MH, Manual, 1.3Lt, 91 - 94



Core Dimensions
324 x 330 x 26, 1 Row

Inlet/Outlet
28/28

Details:
Plastic tanks, Aluminium core

AR7033D

Holden

Barina, MF-MH, Auto, 1.6Lt, 90 - 91



Core Dimensions
350 x 360 x 32, 2 Row


Inlet/Outlet
28/28

Details:
Plastic tanks, Copper Brass core
Oil Cooler 225mm

AR7310J

Holden

Barina, MF-MH, Manual, 1.3Lt, 88 - 95



Core Dimensions
352 x 327 x 31, 2 Row


Inlet/Outlet
28/28

Details:
Plastic tanks, Aluminium core

AR1007J

Holden

Calibra, YE, Auto, 2.0Lt, 91 - 97



Core Dimensions
523 x 300 x 22, 1 Row


Inlet/Outlet
34/34

Details:
Plastic tanks, Aluminium core
1 Sender port outlet tank

AR1046J

Holden

Calibra, YE, Auto, 2.0Lt, 91 - 97



Core Dimensions
616 x 367 x 34, 1 Row


Inlet/Outlet
34/34 One blanked, one open. Blanked is removable.

Details:
Plastic tanks, Aluminium core
Oil Cooler 245mm, 2 Sender ports

AR1010J

Holden


Calibra, YE, Auto, 2.5Lt, V6, 91 - 97



Core Dimensions
617 x 372 x 34, 1 Row

Inlet/Outlet
34/34


Details:
Plastic tanks, Aluminium core
Oil Cooler 245mm

AR1005J*Holden***Calibra, YE, Manual, 2.0Lt, 91 - 97**

Core Dimensions
500 x 355 x 42, 1 Row

Inlet/Outlet
34/34


Details:
Plastic tanks, Aluminium core
1 Sender port outlet tank

AR1068J*Holden***Captiva, CG, Auto, 3.2Lt, Petrol, 07>**

Core Dimensions
675 x 510 x 27, 1 Row

Inlet/Outlet
34/34


Details:
Plastic tanks, Aluminium core
Genuine

AR1070J*Holden***Captiva, CG, Auto, Diesel, Turbo Diesel, 07>**

Core Dimensions
675 x 412 x 27, 1 Row

Inlet/Outlet
34/34


Details:
Plastic tanks, Aluminium core
Genuine

AR1071J*Holden***Captiva, CG, Manual, 3.2Lt, Petrol, 07>**

Core Dimensions
675 x 510 x 27, 1 Row

Inlet/Outlet
34/34

Details:
Plastic tanks, Aluminium core
Genuine

AR1069J*Holden***Captiva, CG, Manual, Diesel, Turbo Diesel, 07>**

Core Dimensions
675 x 412 x 27, 1 Row

Inlet/Outlet
34/34

Details:
Plastic tanks, Aluminium core
Genuine

AR1080J*Holden***Colorado, RC, Auto, 3.6Lt, 08>**

Core Dimensions
510 x 508 x 26, 1 Row

Inlet/Outlet
34/34

Details:
Plastic tanks, Aluminium core
Also JR1082J Genuine

AR1081J

Holden

Colorado, RC, Manual, 3.6Lt, 08>



Core Dimensions
510 x 508 x 26, 1 Row


Inlet/Outlet
34/34

Details:
Plastic tanks, Aluminium core
Also JR1083J Genuine

AR1037J

Holden

Combo, XC, Auto, 1.4Lt, 01 - 05



Core Dimensions
540 x 350 x 24, 1 Row


Inlet/Outlet
36/36

Details:
Plastic tanks, Aluminium core
Oil Cooler 250mm

AR1032J

Holden

Combo, XC, Manual, 1.4Lt, 01 - 05



Core Dimensions
540 x 375 x 26, 2 Row

Inlet/Outlet
35/35

Details:
Plastic tanks, Aluminium core
Round tubes

AR1047J

Holden

Combo, XC, Manual, 1.4Lt, 01 - 05



Core Dimensions
540 x 375 x 26, 2 Row

Inlet/Outlet
35/35

Details:
Plastic tanks, Aluminium core
Round tubes

AR1039J

Holden

Combo, SB, Auto, 1.4Lt, 94 - 01



Core Dimensions
680 x 260 x 26, 1 Row

Inlet/Outlet
34/34

Details:
Plastic tanks, Aluminium core
Oil Cooler 220mm 2 Sender ports inlet tank

AR1039V

Holden


Combo, SB, Auto, 1.4Lt, 94 - 01



Core Dimensions
680 x 260 x 26, 1 Row

Inlet/Outlet
34/34


Details:
Plastic tanks, Aluminium core
Oil Cooler 220mm 2 Sender ports inlet tank

AR1040J*Holden***Combo, SB, Manual, 1.4Lt, 94 - 01****Core Dimensions**

681 x 260 x 26, 1 Row

Inlet/Outlet


34/34

Details:Plastic tanks, Aluminium core
2 Sender ports inlet tank**AR1072J***Holden***Commodore, VE, Auto, V6, 06 - 11****Core Dimensions**

385 x 760 x 24, 1 Row

Inlet/Outlet


35/35 outlet quick connect

Details:Plastic tanks, Aluminium core
Oil Cooler 445mm**AR1074J***Holden***Core Dimensions**

385 x 755 x 40, 1 Row

Inlet/Outlet

35/35

Details:Plastic tanks, Aluminium core
Oil Cooler 445mm**AR1073J***Holden***Commodore, VE, Manual, V6, 06 - 11****Core Dimensions**


385 x 760 x 24, 1 Row

Inlet/Outlet

35/35

Details:

Plastic tanks, Aluminium core

AR1075J*Holden***Commodore, VE, Manual, V8, 06 - 11****Core Dimensions**


385 x 755 x 40, 1 Row

Inlet/Outlet

35/35

Details:

Plastic tanks, Aluminium core

AR1055J*Holden***Commodore, VZ, Auto, V6, 04 - 06****Core Dimensions**

675 x 425 x 28, 1 Row

Inlet/Outlet


35/35

Details:Plastic tanks, Aluminium core
SS Oil Cooler 295mm

AR1055V

Holden

Commodore, VZ, Auto, V6, 04 - 06



Core Dimensions
675 x 425 x 28, 1 Row


Inlet/Outlet
35/35

Details:
Plastic tanks, Aluminium core
SS Oil Cooler

AR1057J

Holden

Commodore, VZ, Auto, V8, 04 - 06



Core Dimensions
675 x 430 x 35, 1 Row


Inlet/Outlet
35/35

Details:
Plastic tanks, Aluminium core
Oil Cooler 295mm

AR1057V

Holden

Commodore, VZ, Auto, V8, 04 - 06



Core Dimensions
675 x 430 x 32, 1 Row

Inlet/Outlet
35/35

Details:
Plastic tanks, Aluminium core
SS Oil Cooler

AR1056J

Holden

Commodore, VZ, Manual, V6, 04 - 06



Core Dimensions
675 x 425 x 28, 1 Row


Inlet/Outlet
35/35

Details:
Plastic tanks, Aluminium core

AR1058J

Holden

Commodore, VZ, Manual, V8, 04 - 06



Core Dimensions
675 x 430 x 35, 1 Row

Inlet/Outlet
35/35

Details:
Plastic tanks, Aluminium core

AR1041J

Holden


Commodore, VY, Auto, V6, 02 - 04



Core Dimensions
675 x 430.5 x 16, 1 Row

Inlet/Outlet
35/35

Details:
Plastic tanks, Aluminium core
SS Oil Cooler 292mm

AR1041V*Holden***Commodore, VY, Auto, V6, 02 - 04**

Core Dimensions
675 x 430 x 24, 1 Row

Inlet/Outlet
35/35


Details:
Plastic tanks, Aluminium core
SS Oil Cooler 292mm

AR1043J*Holden***Commodore, VY, Auto, V8, 02 - 04**

Core Dimensions
675 x 430.5 x 35, 1 Row

Inlet/Outlet
35/35

Details:
Plastic tanks, Aluminium core
SS Oil Cooler 292mm

AR1043V*Holden***Commodore, VY, Auto, V8, 02 - 04**

Core Dimensions
675 x 430 x 32, 1 Row

Inlet/Outlet
35/35


Details:
Plastic tanks, Aluminium core
SS Oil Cooler

AR1042J*Holden***Commodore, VY, Manual, V6, 02 - 04**

Core Dimensions
675 x 430.5 x 16, 1 Row

Inlet/Outlet
35/35


Details:
Plastic tanks, Aluminium core

AR1044J*Holden***Commodore, VY, Manual, V8, 02 - 04**

Core Dimensions
675 x 430.5 x 35, 1 Row

Inlet/Outlet
35/35

Details:
Plastic tanks, Aluminium core

AR1015J*Holden***Commodore, VX, Auto, V6, 00 - 02**

Core Dimensions
675 x 427 x 25, 1 Row


Inlet/Outlet
35/35

Details:
Plastic tanks, Aluminium core
Oil Cooler 1 x 305mm

AR1015V

Holden

Commodore, VX, Auto, V6, 00 - 02



Core Dimensions
675 x 427 x 24, 1 Row

Inlet/Outlet
35/35

Details:
Plastic tanks, Aluminium core
Oil Cooler 305mm

AR1016J

Holden

Commodore, VX, Auto, V6, 00 - 02



Core Dimensions
675 x 427 x 25, 1 Row

Inlet/Outlet
35/35

Details:
Plastic tanks, Aluminium core
SS Oil Cooler 2 x 305mm
For performance version use JR1016HP

AR1016V

Holden

Commodore, VX, Auto, V6, 00 - 02



Core Dimensions
675 x 427 x 24, 1 Row


Inlet/Outlet
35/35

Details:
Plastic tanks, Aluminium core
SS Oil Cooler 2 x 305mm Screw in clip fan mounts
For performance version use JR1016HP

AR1022J

Holden

Commodore, VX, Auto, V8, 00 - 02



Core Dimensions
675 x 427 x 35, 1 Row

Inlet/Outlet
35/35

Details:
Plastic tanks, Aluminium core
Oil Cooler 305mm

AR1022V

Holden

Commodore, VX, Auto, V8, 00 - 02



Core Dimensions
675 x 427 x 32, 1 Row


Inlet/Outlet
35/35

Details:
Plastic tanks, Aluminium core
Oil Cooler 305mm

AR1024J

Holden

Commodore, VX, Manual, V8, 00 - 02



Core Dimensions
675 x 427 x 35, 1 Row


Inlet/Outlet
35/35

Details:
Plastic tanks, Aluminium core

AR1015J

Holden

Commodore, VT, Auto, V6, 00 - 02



Core Dimensions
675 x 427 x 25, 1 Row


Inlet/Outlet
35/35

Details:
Plastic tanks, Aluminium core
Oil Cooler 1 x 305mm

AR1015V

Holden

Commodore, VT, Auto, V6, 00 - 02



Core Dimensions
675 x 427 x 24, 1 Row

Inlet/Outlet
35/35

Details:
Plastic tanks, Aluminium core
Oil Cooler 305mm

AR1013J

Holden

Commodore, VT, Auto, V6, 97 - 99



Core Dimensions
675 x 410 x 28, 1 Row

***Comes with mounting rubbers and speed clips**


Inlet/Outlet
35/35

Details:
Plastic tanks, Aluminium core
Oil Cooler 2 x 275mm (Stainless steel plate oil coolers)
For performance version use JR1013HP

AR1021J

Holden

Commodore, VT, Auto, 5.7Lt, V8, 97 - 00



Core Dimensions
675 x 427 x 35, 1 Row


Inlet/Outlet
35/35

Details:
Plastic tanks, Aluminium core
Oil Cooler 2 x 305mm
For performance version use JR1021HP

AR1021V

Holden

Commodore, VT, Auto, 5.7Lt, V8, 97 - 00



Core Dimensions
675 x 427 x 32, 1 Row


Inlet/Outlet
35/35

Details:
Plastic tanks, Aluminium core
Oil Cooler 2 x 305mm
For performance version use JR1021HP

AR1019J

Holden

Commodore, VT, Auto, V8, 97 - 00



Core Dimensions
675 x 427 x 35, 1 Row


Inlet/Outlet
35/35

Details:
Plastic tanks, Aluminium core
Oil Cooler 2 x 275mm

AR1023J

Holden

Commodore, VT, Manual, 5.0Lt, V8, 97 - 00



Core Dimensions
675 x 427 x 35, 1 Row


Inlet/Outlet
35/35

Details:
Plastic tanks, Aluminium core

AR1091J

Holden

Commodore, VE, VF, Manual, 3.6Lt, V6, 9/11>



Core Dimensions
400 x 767 x 27, 1 Row

Inlet/Outlet
35/35

Details:
Plastic tanks, Aluminium core

AR1027V

Holden

Commodore, VP-VS, Auto, Series 1 & 2, V6, 95 - 97



Core Dimensions
545 x 420 x 32, 2 Row

**Inlet Tank: RT1026,
O Ring: OR1026**


Inlet/Outlet
35/40

Details:
Plastic tanks, Aluminium core
Oil Cooler 275mm **Universal fit**
For performance version use JR1027HP

AR1027J

Holden

Commodore, VS, Auto, Series 2, V6, 95 - 97



Core Dimensions
546 x 416 x 25, 1 Row

**Inlet Tank: RT1026,
O Ring: OR1026**

Inlet/Outlet
35/40

Details:
Plastic tanks, Aluminium core
Oil Cooler 275mm.
For performance version use JR1027HP

AR1400J

Holden

Commodore, VS, Auto, V8, 95 - 97



Core Dimensions
546 x 416 x 35, 1 Row


Inlet/Outlet
38/38

Details:
Plastic tanks, Aluminium core
Universal fit
For performance version use JR1400HP

AR1026J

Holden

Commodore, VP-VS, Auto, V6, 91 - 00



Core Dimensions
546 x 416 x 25, 1 Row

**Inlet Tank: RT1026,
O Ring: OR1026,
Core: RC1026**

Inlet/Outlet
35/40

Details:
Plastic tanks, Aluminium core
Oil Cooler 275mm Barb connection
For performance version use JR1027HP

AR1025J

Holden

Commodore, VN, Auto, V6, 88 - 92



Core Dimensions
546 x 418 x 25, 2 Row

**Inlet Tank: RT1026,
O Ring: OR1026**

Inlet/Outlet
35/40

Details:
Plastic tanks, Aluminium core

AR1125J

Holden

Commodore, VN, Auto, V6, 88 - 92



Core Dimensions
546 x 416 x 32, 2 Row

**Inlet Tank: RT1026,
O Ring: OR1026**

Inlet/Outlet
35/40

Details:
Plastic tanks, Copper Brass core
Oil Cooler 250mm

AR1028J

Holden

Commodore, VL, Auto & Manual, 3.0Lt, 86 - 88



Core Dimensions
545 x 432 x 40, 3 Row

Inlet/Outlet
38/38

Details:
Brass tanks, Copper Brass core
Oil Cooler 190mm

AR1108J

Holden

Commodore, VL, Auto, V8, 86 - 88



Core Dimensions
545 x 441 x 45, 3 Row

Inlet/Outlet
38/38

Details:
Brass tanks, Copper Brass core
Oil Cooler 140mm Sender port inlet tank

AR1766J

Holden

Commodore, VB-VK, Auto, V8, 80 - 86



Core Dimensions
545 x 442 x 51, 3 Row


Inlet/Outlet
38/38

Details:
Brass tanks, Copper Brass core
Oil Cooler 190mm

AR1006J

Holden

Commodore, VB-VK, Auto, 6cyl, 78 - 86



Core Dimensions
542 x 438 x 43, 3 Row


Inlet/Outlet
32/38

Details:
Brass tanks, Copper Brass core
Oil Cooler 190mm Sender port inlet tank

AR1055J

Holden

Crewman, VZ, Auto, V6, 04 - 06



Core Dimensions
675 x 425 x 28, 1 Row


Inlet/Outlet
35/35

Details:
Plastic tanks, Aluminium core
SS Oil Cooler 295mm

AR1055V

Holden

Crewman, VZ, Auto, V6, 04 - 06



Core Dimensions
675 x 425 x 28, 1 Row


Inlet/Outlet
35/35

Details:
Plastic tanks, Aluminium core
SS Oil Cooler

AR1056J

Holden

Crewman, VZ, Manual, V6, 04 - 06



Core Dimensions
675 x 425 x 28, 1 Row


Inlet/Outlet
35/35

Details:
Plastic tanks, Aluminium core

AR1057J

Holden

Crewman, VZ, Auto, V8, 04 - 06



Core Dimensions
675 x 430 x 35, 1 Row


Inlet/Outlet
35/35

Details:
Plastic tanks, Aluminium core
Oil Cooler 295mm

AR1057V

Holden

Crewman, VZ, Auto, V8, 04 - 06



Core Dimensions
675 x 430 x 32, 1 Row


Inlet/Outlet
35/35

Details:
Plastic tanks, Aluminium core
SS Oil Cooler

AR1058J

Holden

Crewman, VZ, Manual, V8, 04 - 06



Core Dimensions
675 x 430 x 35, 1 Row

Inlet/Outlet
35/35

Details:
Plastic tanks, Aluminium core

AR7034J*Holden***Cruze, YG, Auto, 1.5Lt, 01 - 06**

Core Dimensions
374 x 353 x 27, 2 Row

Inlet/Outlet
28/28


Details:
Plastic tanks, Aluminium core

AR7035J*Holden***Cruze, YG, Manual, 1.5Lt, 01 - 06**

Core Dimensions
375 x 353 x 27, 2 Row

Inlet/Outlet
28/28

Details:
Plastic tanks, Aluminium core

AR1401J*Holden***Epica, EP, Auto, 6cyl, 07>**

Core Dimensions
373 x 698 x 16, 1 Row

Inlet/Outlet
34/34

Details:
Plastic tanks, Aluminium core
6mm pipe top tank

AR1036J*Holden***Frontera, UED55, Manual, 2.0Lt, 95 - 00**

Core Dimensions
600 x 427 x 32, 2 Row

Inlet/Outlet
34/34


Details:
Plastic tanks, Copper Brass core
1 Sender port top tank

AR1765K*Holden***Jackaroo, UBS73, Auto, 3.0Lt, 97 - 03**

Core Dimensions
482 x 626 x 26, 1 Row

Inlet/Outlet
38/38

Details:
Plastic tanks, Aluminium core

AR1764J*Holden***Jackaroo, UBS73, Manual, 3.0Lt, 97 - 03**

Core Dimensions
482 x 626 x 26, 1 Row

Inlet/Outlet
38/38

Details:
Plastic tanks, Aluminium core

AR1011J

Holden

Jackaroo, UBS25, UBS26, Auto, 3.2Lt, V6, 92 - 97



Core Dimensions
500 x 620 x 32, 1 Row

*Replaces Calsonic type


Inlet/Outlet
38/38

Details:
Plastic tanks, Aluminium core
Oil Cooler 365mm

AR1095J

Holden

Commodore, VE, VF, Auto, 3.0Lt, 3.6Lt, V6, 9/11>



Core Dimensions
400 x 767 x 27, 1 Row


Inlet/Outlet
35/35

Details:
Plastic tanks, Aluminium core
Oil Cooler 400mm

AR1057J

Holden

Monaro, VZ, Auto, 5.7Lt, V8, 04>



Core Dimensions
675 x 430 x 35, 1 Row


Inlet/Outlet
35/35

Details:
Plastic tanks, Aluminium core
Oil Cooler 295mm

AR1057V

Holden

Monaro, VZ, Auto, 5.7Lt, V8, 04>



Core Dimensions
675 x 430 x 32, 1 Row


Inlet/Outlet
35/35

Details:
Plastic tanks, Aluminium core
Oil Cooler 295mm

AR1058J

Holden

Monaro, VZ, Manual, 5.7Lt, V8, 04>



Core Dimensions
675 x 430 x 35, 1 Row


Inlet/Outlet
35/35

Details:
Plastic tanks, Aluminium core

AR1043J

Holden

Monaro, V2, Auto, 5.7Lt, V8, 02 - 04



Core Dimensions
675 x 430.5 x 35, 1 Row


Inlet/Outlet
35/35

Details:
Plastic tanks, Aluminium core
SS Oil Cooler 292mm

AR1043V

Holden

Monaro, V2, Auto, 5.7Lt, V8, 02 - 04



Core Dimensions
675 x 430 x 32, 1 Row

Inlet/Outlet
35/35

Details:
Plastic tanks, Aluminium core
SS Oil Cooler

AR1044J

Holden

Monaro, V2, Manual, 5.7Lt, V8, 02 - 04



Core Dimensions
675 x 430.5 x 35, 1 Row

Inlet/Outlet
35/35

Details:
Plastic tanks, Aluminium core

AR2311J

Holden

Nova, LG, Auto, 1.6Lt, 1.8Lt, 94 - 99



Core Dimensions
350 x 640 x 16, 1 Row


Inlet/Outlet
32/32

Details:
Plastic tanks, Aluminium core

AR2443J

Holden

Nova, LE-LF, Auto, 1.6Lt, 1.8Lt, 89 - 94



Core Dimensions
325 x 668 x 16, 1 Row

**Suits EFI model*


Inlet/Outlet
31/31

Details:
Plastic tanks, Copper Brass core
Oil Cooler 225mm

AR2005J

Holden

Nova, LE-LF, Auto, 1.6Lt, 1.8Lt, 90 - 94



Core Dimensions
327 x 665 x 16, 1 Row

Inlet/Outlet
31/31

Details:
Plastic tanks, Copper Brass core
Oil Cooler 225mm

AR2005V

Holden

Nova, LE-LF, Auto, 1.6Lt, 1.8Lt, 91 - 94



Core Dimensions
327 x 665 x 16, 1 Row


Inlet/Outlet
31/31

Details:
Plastic tanks, Aluminium core

AR1080J

Holden

Rodeo, RA, Auto, 3.6Lt, 06>



Core Dimensions
510 x 508 x 26, 1 Row

Inlet/Outlet
34/34

Details:
Plastic tanks, Aluminium core
Also JR1082J Genuine

AR1081J

Holden

Rodeo, RA, Manual, 3.6Lt, 06>



Core Dimensions
510 x 508 x 26, 1 Row


Inlet/Outlet
34/34

Details:
Plastic tanks, Aluminium core
Also JR1083J Genuine

AR1063V

Holden

Rodeo, RA, Auto, 3.0Lt, 03>



Core Dimensions
475 x 590 x 28, 1 Row


Inlet/Outlet
38/38

Details:
Plastic tanks, Aluminium core

AR1065J

Holden

Rodeo, RA, Auto, 2.4Lt, 3.0Lt, 03>



Core Dimensions
475 x 595 x 28, 1 Row

Inlet/Outlet
38/38


Details:
Plastic tanks, Aluminium core
Oil Cooler 350mm

Universal O/C pipe included

AR1061V

Holden

Rodeo, RA, Auto, 2.4Lt, Petrol, 03>



Core Dimensions
475 x 590 x 28, 1 Row

*Will not suit turbo diesel


Inlet/Outlet
38/38

Details:
Plastic tanks, Aluminium core

AR1062J

Holden


Rodeo, RA, Manual, 2.4Lt, 03>



Core Dimensions
475 x 590 x 28, 1 Row

Inlet/Outlet
38/38

Details:
Plastic tanks, Aluminium core

AR1092J**Holden****Commodore, VE, VF, Auto, 6.0Lt & 6.2Lt, V8, 9/11>**

Core Dimensions
400 x 767 x 27, 1 Row

Inlet/Outlet
35/35

Details:
Plastic tanks, Aluminium core
Oil Cooler 400mm


AR1035J**Holden****Rodeo, TF, Auto, 3.2Lt, V6, 01 - 03**

Core Dimensions
425 x 620 x 32, 1 Row

***Suits Calsonic**

Inlet/Outlet
38/38

Details:
Plastic tanks, Aluminium core
Oil Cooler 365mm

AR1064J**Holden****Rodeo, TF, Auto, 3.2Lt, V6, 97 - 03**

Core Dimensions
425 x 620 x 32, 1 Row

***Universal fit Calsonic & Harrison**

Inlet/Outlet
38/38

Details:
Plastic tanks, Aluminium core

AR1140J**Holden****Rodeo, TF, Manual, 2.8Lt, Diesel, 89 - 96**

Core Dimensions
420 x 530 x 32, 2 Row

***635mm between sideband mount holes**

Inlet/Outlet
34/34

Details:
Brass tanks, Copper Brass core


AR1153J**Holden****Rodeo, TF, Auto, 2.6Lt, Petrol, 89 - 96**

Core Dimensions
420 x 530 x 32, 2 Row

***635mm between sideband mount holes**

Inlet/Outlet
34/34

Details:
Brass tanks, Copper Brass core
Oil Cooler 300mm

AR1093J**Holden****Commodore, VE, VF, Manual, 6.0Lt & 6.2Lt, V8, 9/11>**

Core Dimensions
400 x 767 x 27, 1 Row


Inlet/Outlet
35/35

Details:
Plastic tanks, Aluminium core

AR1072J

Holden

Statesman, WM, Auto, V6, 06 - 11



Core Dimensions
385 x 760 x 24, 1 Row


Inlet/Outlet
35/35 outlet quick connect

Details:
Plastic tanks, Aluminium core
Oil Cooler 445mm

AR1074J

Holden

Statesman, WM, Auto, V8, 06 - 11



Core Dimensions
385 x 755 x 40, 1 Row


Inlet/Outlet
35/35 outlet quick connect

Details:
Plastic tanks, Aluminium core
Oil Cooler 445mm

AR1073J

Holden

Statesman, WM, Manual, V6, 06 - 11



Core Dimensions
385 x 760 x 24, 1 Row


Inlet/Outlet
35/35 outlet quick connect

Details:
Plastic tanks, Aluminium core

AR1075J

Holden

Statesman, WM, Manual, V8, 06 - 11



Core Dimensions
385 x 755 x 40, 1 Row


Inlet/Outlet
35/35 outlet quick connect

Details:
Plastic tanks, Aluminium core

AR1055J

Holden

Statesman, WL, Auto, V6, 04 - 06



Core Dimensions
675 x 425 x 28, 1 Row


Inlet/Outlet
35/35

Details:
Plastic tanks, Aluminium core
SS Oil Cooler 295mm

AR1055V

Holden


Statesman, WL, Auto, V6, 04 - 06



Core Dimensions
675 x 425 x 28, 1 Row

Inlet/Outlet
35/35


Details:
Plastic tanks, Aluminium core
SS Oil Cooler

AR1057J*Holden***Statesman, WL, Auto, V8, 04 - 06**

Core Dimensions
675 x 430 x 35, 1 Row

Inlet/Outlet
35/35


Details:
Plastic tanks, Aluminium core
Oil Cooler 295mm

AR1057V*Holden***Statesman, WL, Auto, V8, 04 - 06**

Core Dimensions
675 x 430 x 32, 1 Row

Inlet/Outlet
35/35


Details:
Plastic tanks, Aluminium core
SS Oil Cooler

AR1056J*Holden***Statesman, WL, Manual, V6, 04 - 06**

Core Dimensions
675 x 425 x 28, 1 Row

Inlet/Outlet
35/35


Details:
Plastic tanks, Aluminium core

AR1058J*Holden***Statesman, WL, Manual, V8, 04 - 06**

Core Dimensions
675 x 430 x 35, 1 Row

Inlet/Outlet
35/35

Details:
Plastic tanks, Aluminium core

AR1041J*Holden***Statesman, WK, Auto, V6, 03 - 04**

Core Dimensions
675 x 430.5 x 16, 1 Row

Inlet/Outlet
35/35

Details:
Plastic tanks, Aluminium core
SS Oil Cooler 292mm

AR1041V*Holden***Statesman, WK, Auto, V6, 03 - 04**

Core Dimensions
675 x 430 x 24, 1 Row


Inlet/Outlet
35/35

Details:
Plastic tanks, Aluminium core
SS Oil Cooler 292mm

AR1043J

Holden

Statesman, WK, Auto, V8, 03 - 04



Core Dimensions
675 x 430.5 x 35, 1 Row


Inlet/Outlet
35/35

Details:
Plastic tanks, Aluminium core
SS Oil Cooler 292mm

AR1042J

Holden

Statesman, WK, Manual, V6, 03 - 04



Core Dimensions
675 x 430.5 x 16, 1 Row

Inlet/Outlet
35/35

Details:
Plastic tanks, Aluminium core

AR1044J

Holden

Statesman, WK, Manual, V8, 03 - 04



Core Dimensions
675 x 430.5 x 35, 1 Row


Inlet/Outlet
35/35

Details:
Plastic tanks, Aluminium core

AR1015J

Holden

Statesman, WH, Auto, V6, 00 - 02



Core Dimensions
675 x 427 x 25, 1 Row


Inlet/Outlet
35/35

Details:
Plastic tanks, Aluminium core
Oil Cooler 1 x 305mm

AR1015V

Holden

Statesman, WH, Auto, V6, 00 - 02



Core Dimensions
675 x 427 x 24, 1 Row


Inlet/Outlet
35/35

Details:
Plastic tanks, Aluminium core
Oil Cooler 305mm

AR1013J

Holden

Statesman, WH, Auto, V6, 97 - 99



Core Dimensions
675 x 410 x 28, 1 Row

Inlet/Outlet
35/35


Details:
Plastic tanks, Aluminium core
Oil Cooler 2 x 275mm (Stainless steel plate oil coolers)
For performance version use JR1013HP

***Comes with mounting rubbers and speed clips**

AR1021J

Holden

Statesman, WH, Auto, 5.7Lt, V8, 97 - 00



Core Dimensions
675 x 427 x 35, 1 Row


Inlet/Outlet
35/35

Details:
Plastic tanks, Aluminium core
Oil Cooler 2 x 305mm
For performance version use JR1021HP

AR1021V

Holden

Statesman, WH, Auto, 5.7Lt, V8, 97 - 00




Core Dimensions
675 x 427 x 32, 1 Row

Inlet/Outlet
35/35

Details:
Plastic tanks, Aluminium core
Oil Cooler 2 x 305mm
For performance version use JR1021HP

AR1019J

Holden



Core Dimensions
675 x 427 x 35, 1 Row

Inlet/Outlet
35/35

Details:
Plastic tanks, Aluminium core
Oil Cooler 2 x 275mm

AR1027V

Holden

Statesman, VS, Auto, V6, 95 - 97



Core Dimensions
545 x 420 x 32, 2 Row

Inlet/Outlet
35/40


Details:
Plastic tanks, Aluminium core
Oil Cooler 275mm
Universal fit

**Inlet Tank: RT1026,
O Ring: OR1026**

AR1027J

Holden

Statesman, VS, Auto, V6, 95 - 97



Core Dimensions
546 x 416 x 25, 1 Row

Inlet/Outlet
35/40


Details:
Plastic tanks, Aluminium core
Oil Cooler 275mm. Threaded connection Will suit VP/VR Series I
For performance version use JR1027HP

**Inlet Tank: RT1026,
O Ring: OR1026**

AR1026J

Holden

Statesman, VR-VS, Auto, V6, 93 - 97



Core Dimensions
546 x 416 x 25, 1 Row

Inlet/Outlet
35/40


Details:
Plastic tanks, Aluminium core
Oil Cooler 275mm Barb connection
For performance version use JR1027HP

**Inlet Tank: RT1026,
O Ring: OR1026,
Core: RC1026**

AR1400J

Holden

Statesman, VR-VS, Auto, V6, 94 - 97



Core Dimensions
546 x 416 x 35, 1 Row

Inlet/Outlet
38/38


Details:
Plastic tanks, Aluminium core

Universal fit
For performance version use JR1400HP

AR1026J

Holden

Statesman, VQ, Auto, V6, 90 - 94



Core Dimensions
546 x 416 x 25, 1 Row

Inlet/Outlet
35/40

Details:
Plastic tanks, Aluminium core
Oil Cooler 275mm Barb connection


For performance version use JR1027HP

**Inlet Tank: RT1026,
O Ring: OR1026,
Core: RC1026**

AR1025J

Holden

Statesman, VQ, Auto, V6, 88 - 92



Core Dimensions
546 x 418 x 25, 2 Row

Inlet/Outlet
35/40

Details:
Plastic tanks, Aluminium core

**Inlet Tank: RT1026,
O Ring: OR1026**

AR1125J

Holden

Statesman, VQ, Auto, V6, 88 - 92



Core Dimensions
546 x 416 x 32, 2 Row

Inlet/Outlet
35/40

Details:
Plastic tanks, Copper Brass core
Oil Cooler 250mm

**Inlet Tank: RT1026,
O Ring: OR1026**

AR4068J

Holden

Vectra, ZC, Auto, 4cyl, 05 - 08



Core Dimensions
650 x 415 x 26, 1 Row


Inlet/Outlet
34/34

Details:
Plastic tanks, Aluminium core
Oil Cooler 255mm

AR1052J

Holden

Vectra, ZC, Auto, 4cyl, 6cyl, 03 - 08



Core Dimensions
650 x 415 x 34, 1 Row


Inlet/Outlet
36/36

Details:
Plastic tanks, Aluminium core

AR1051J

Holden

Vectra, ZC, Manual, 4cyl, 6cyl, 03 - 08



Core Dimensions
650 x 415 x 34, 1 Row


Inlet/Outlet
36/36

Details:
Plastic tanks, Aluminium core

AR1001J

Holden

Vectra, JR-JS, Auto, 2.0Lt, 2.2Lt, 4cyl, 95 - 02



Core Dimensions
607 x 370 x 24, 1 Row


Inlet/Outlet
34/34

Details:
Plastic tanks, Aluminium core
Oil Cooler 250mm 2 Sender port inlet tank

AR1004J

Holden

Vectra, JR-JS, Auto, 2.5Lt, V6, 95 - 02



Core Dimensions
610 x 360 x 26, 1 Row


Inlet/Outlet
34/34

Details:
Plastic tanks, Aluminium core
Oil Cooler 250mm 2 Sender port inlet tank.
16mm outlet pipe

AR1054J

Holden

Vectra, JR-JS, Auto, 2.0Lt, 95 - 02



Core Dimensions
537 x 359 x 23, 1 Row


Inlet/Outlet
34/34

Details:
Plastic tanks, Aluminium core

AR1060J

Holden

Vectra, JR-JS, Manual, 2.0Lt, 95 - 02



Core Dimensions
537 x 359 x 23, 1 Row

Inlet/Outlet
34/34

Details:
Plastic tanks, Aluminium core

AR1003J

Holden

Vectra, NZ, Auto, 2.0Lt, 88 - 93



Core Dimensions
535 x 360 x 26, 1 Row

Inlet/Outlet
33/33


Details:
Plastic tanks, Aluminium core
Oil Cooler 245mm 1 Sender port inlet tank

New Zealand Model

AR5122J

Holden

Viva, J200, Auto, 1.8Lt, 05 - 10



Core Dimensions
370 x 700 x 18, 1 Row


Inlet/Outlet
34/34

Details:
Plastic tanks, Aluminium core
Oil Cooler 295mm

AR5123J

Holden

Viva, J200, Manual, 1.8Lt, 05 - 10



Core Dimensions
370 x 700 x 19, 1 Row


Inlet/Outlet
34/34

Details:
Plastic tanks, Aluminium core

AR1033J

Holden

Zafira, TT, Auto, 1.8Lt, 01 - 05



Core Dimensions
598 x 375 x 26, 2 Row


Inlet/Outlet
35/35

Details:
Plastic tanks, Aluminium core
Oil Cooler 250mm, Round Tubes
Genuine

AR1033V

Holden

Zafira, TT, Auto, 1.8Lt, 01 - 05



Core Dimensions
598 x 375 x 26, 2 Row


Inlet/Outlet
35/35

Details:
Plastic tanks, Aluminium core
Oil Cooler 250mm, Round tubes Non-Genuine version

AR9437J

Honda

Accord, CP, Auto, 3.5Lt, 08>



Core Dimensions
400 x 767 x 27, 1 Row


Inlet/Outlet
32/32

Details:
Plastic tanks, Aluminium core

AR9438J

Honda

Accord, CU, Auto, 2.4Lt, 08>



Core Dimensions
400 x 767 x 16, 1 Row

Inlet/Outlet
32/32

Details:
Plastic tanks, Aluminium core
10mm sensor hole

AR9041J

Honda

Accord, CU, Auto, 08>



Core Dimensions
400 x 765 x 16, 1 Row


Inlet/Outlet
34/34

Details:
Plastic tanks, Aluminium core

AR9042J

Honda

Accord, CU, Manual, 08>



Core Dimensions
400 x 765 x 16, 1 Row

Inlet/Outlet
34/34

Details:
Plastic tanks, Aluminium core

AR9023J

Honda

Accord, CM, Auto, 2.4Lt, 04 - 08



Core Dimensions
400 x 715 x 19, 1 Row

Inlet/Outlet
33/33 quick connect outlet

Details:
Plastic tanks, Aluminium core
Oil Cooler 325mm 1 Sender port outlet tank

AR9024J

Honda

Accord, CM, Manual, 2.4Lt, 04 - 08



Core Dimensions
400 x 715 x 19, 1 Row


Inlet/Outlet
33/33 quick connect outlet

Details:
Plastic tanks, Aluminium core
1 Sender port outlet tank

AR9031J

Honda

Accord, CM, Manual, 3.0Lt, V6, 04 - 08



Core Dimensions
375 x 742 x 28, 1 Row

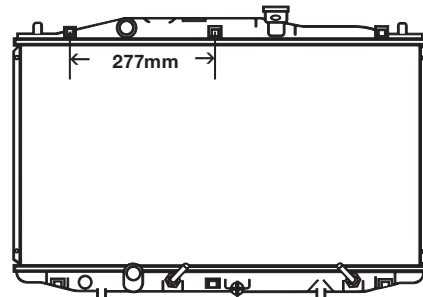
Inlet/Outlet
32/32

Details:
Plastic tanks, Aluminium core

AR9044J

Honda


Accord, CG, Auto, 2.2Lt, 2.3Lt, 03 - 04



Core Dimensions
400 x 715 x 18, 1 Row

Inlet/Outlet
32/32


Details:
Plastic tanks, Aluminium core
Oil Cooler 325mm 1 Sender port outlet tank

AR9022J**Honda****Accord, CM (American Model), Auto, 4cyl, 03 - 04**

Core Dimensions
400 x 715 x 18, 1 Row

Inlet/Outlet
32/32


Details:
Plastic tanks, Aluminium core
Oil Cooler 325mm 1 Sender port outlet tank

AR9034J**Honda****Accord, CG, Auto, 2.2Lt, 2.3Lt, 98 - 00**

Core Dimensions
375 x 678 x 16, 1 Row

Inlet/Outlet
32/32

Details:
Plastic tanks, Aluminium core

AR9013J**Honda****Accord, CB, Auto, 2.2Lt, 93 - 94**

Core Dimensions
350 x 675 x 16, 1 Row

Inlet/Outlet
32/32

Details:
Plastic tanks, Aluminium core
Oil Cooler 325mm

AR9012J**Honda****Accord, CB, Auto, 2.2Lt, 89 - 93**

Core Dimensions
350 x 660 x 26, 1 Row

Inlet/Outlet
32/32

Details:
Plastic tanks, Aluminium core
Oil Cooler 325mm

AR9217J**Honda****Accord, CB, Manual, 2.0Lt, 89 - 93**

Core Dimensions
350 x 668 x 16, 1 Row

Inlet/Outlet
33/33


Details:
Plastic tanks, Copper Brass core

AR9010J**Honda****Accord, CA, Auto, 2.0Lt, 84 - 89**

Core Dimensions
330 x 660 x 30, 2 Row

Inlet/Outlet
28/28


Details:
Plastic tanks, Copper Brass core
Oil Cooler 320mm 1 Sender port outlet tank

AR9048J*Honda***City, Auto, 1.5Lt, 09>****Core Dimensions**

350 x 722 x 16, 1 Row

Inlet/Outlet

28/28

Details:Plastic tanks, Aluminium core
10mm sensor hole**AR9051J***Honda***Civic, FB Sedan, Auto, 2.0Lt, 12>****Core Dimensions**

375 x 670 x 16, 1 Row

Inlet/Outlet


32/32

Details:Plastic tanks, Aluminium core
Oil Cooler 300mm**AR9035J***Honda***Civic, FN2, FD2, FG2, Auto, 1.3Lt, 06>****Core Dimensions**

375 x 671 x 16, 1 Row

Inlet/Outlet

26/32 top 32 bottom

Details:Plastic tanks, Aluminium core
Oil Cooler 325mm 1 Sender port outlet tank**AR9038J***Honda***Civic, FN2, FD2, FG2, Manual, Type-R, 06>****Core Dimensions**

375 x 671 x 28, 2 Row

Inlet/Outlet


26/32 top 32 bottom

Details:Plastic tanks, Aluminium core
1 Sender port outlet tank**AR9037J***Honda***Civic, FN2, FD2, FG2, Manual, 06>****Core Dimensions**

375 x 671 x 16, 1 Row

Inlet/Outlet

26/32 top 32 bottom

Details:Plastic tanks, Aluminium core
1 Sender port outlet tank**AR9016J***Honda***Civic, EM2, ES1, EP3, Auto, 01 - 05****Core Dimensions**

350 x 655 x 16, 1 Row

Inlet/Outlet

30/30

Details:Plastic tanks, Aluminium core
Oil Cooler 325mm

AR9017J

Honda

Civic, EM2, ES1, EP3, Manual, 01 - 05



Core Dimensions
350 x 655 x 16, 1 Row

Inlet/Outlet
30/30

Details:
Plastic tanks, Aluminium core

AR9036J

Honda

Civic, EK9, EJ8, EJ6, EM1, Auto, 98 - 03



Core Dimensions
350 x 658 x 16, 1 Row


Inlet/Outlet
28/28

Details:
Plastic tanks, Aluminium core

AR9314D

Honda

Civic, EK9, EJ8, EJ6, EM2, Manual, 98 - 03



Core Dimensions
350 x 353 x 16, 1 Row

Inlet/Outlet
28/28

Details:
Plastic tanks, Aluminium core

AR9011J

Honda

Civic, EG, EJ1, EJ2, Auto, 1.6Lt, 91 - 97



Core Dimensions
350 x 350 x 30, 2 Row

Toyo Type


Inlet/Outlet
28/28

Details:
Plastic tanks, Copper Brass core
Oil Cooler 200mm

AR9114D

Honda

Civic, EG, EJ1, EJ2, Auto, 1.6Lt, 91 - 97



Core Dimensions
350 x 353 x 27, 2 Row

Inlet/Outlet
28/28

Details:
Plastic tanks, Aluminium core

AR9014J

Honda

Civic, EG, EJ1, EJ2, Auto, 91 - 00



Core Dimensions
350 x 350 x 30, 2 Row


Inlet/Outlet
28/28

Details:
Plastic tanks, Aluminium core
Oil Cooler 200mm Denso Type

JR9314D

Honda

Civic, EG, EJ1, EJ2, Manual, 91 - 00



Core Dimensions
350 x 353 x 16, 1 Row

Inlet/Outlet
28/28

Details:
Plastic tanks, Aluminium core

JR9028J

Honda

Civic, EC-EF, Auto, 1.5Lt, 87 - 92



Core Dimensions
327 x 668 x 16, 1 Row

*JR9161K = Toyo type


Inlet/Outlet
28/28

Details:
Plastic tanks, Copper Brass core
Oil Cooler 325mm

JR9027J

Honda

Civic, EC-EF, Manual, 1.5Lt, 87 - 92



Core Dimensions
325 x 668 x 16, 1 Row

*JR9169K = Toyo type


Inlet/Outlet
28/28

Details:
Plastic tanks, Copper Brass core

JR9169K

Honda

Civic, EC-EF, Manual, 1.5Lt, 87 - 92



Core Dimensions
329 x 669 x 16, 1 Row

Inlet/Outlet
28/28

Details:
Plastic tanks, Copper Brass core

JR9045J

Honda

CR-V, L4, Auto, 07>



Core Dimensions
400 x 728 x 16, 1 Row

Inlet/Outlet
32/32

Details:
Plastic tanks, Aluminium core
1 Sender port outlet tank

JR9032J

Honda

CR-V, RD7, Auto, 2.4Lt, 02 - 07



Core Dimensions
400 x 735 x 28, 1 Row

Inlet/Outlet
32/32

Details:
Plastic tanks, Aluminium core
Oil Cooler 325mm 1 Sender port outlet tank

AR9033J

Honda

CR-V, RD7, Manual, 2.4Lt, 02 - 07



Core Dimensions
400 x 735 x 28, 1 Row


Inlet/Outlet
32/32

Details:
Plastic tanks, Aluminium core
1 Sender port outlet tank

AR9025J

Honda

CR-V, RD1, Auto, 2.0Lt, 96 - 01



Core Dimensions
350 x 665 x 16, 1 Row


Inlet/Outlet
32/32

Details:
Plastic tanks, Aluminium core
Oil Cooler 325mm

AR9015J

Honda

CR-V, RD1, Manual, 2.0Lt, 96 - 01



Core Dimensions
352 x 665 x 16, 1 Row

Inlet/Outlet
32/32

Details:
Plastic tanks, Aluminium core

AR9014J

Honda

CRX, EG, Auto, 91 - 97



Core Dimensions
350 x 350 x 30, 2 Row


Inlet/Outlet
28/28

Details:
Plastic tanks, Aluminium core
Oil Cooler 200mm

AR9114D

Honda

CRX, EG, Auto, 91 - 97



Core Dimensions
350 x 353 x 27, 2 Row


Inlet/Outlet
28/28

Details:
Plastic tanks, Aluminium core

AR9314D

Honda

HRV, Manual, 99 - 02



Core Dimensions
350 x 353 x 16, 1 Row

Inlet/Outlet
28/28

Details:
Plastic tanks, Aluminium core

AR7044D*Honda***Insight, EZ1, Auto, 1.0Lt, 01 - 03**

Core Dimensions
323 x 410 x 16, 1 Row

Inlet/Outlet
28/28

Details:
Plastic tanks, Aluminium core
Oil Cooler 200mm

AR7045D*Honda***Insight, EZ1, Manual, 1.0Lt, 01 - 03**

Core Dimensions
323 x 410 x 16, 1 Row

Inlet/Outlet
28/28


Details:
Plastic tanks, Aluminium core

AR9335J*Honda***Integra, DC5, Auto, 2.0Lt, 02 - 07**

Core Dimensions
349 x 699 x 16, 1 Row

Inlet/Outlet
32/32


Details:
Plastic tanks, Aluminium core
1 Sender port outlet tank

AR9336J*Honda***Integra, DC5, Manual, 2.0Lt, 02 - 07**

Core Dimensions
350 x 699 x 16, 1 Row

Inlet/Outlet
32/32


Details:
Plastic tanks, Aluminium core
1 Sender port outlet tank

AR9204J*Honda***Integra, DC2-DC4, Auto, 1.8Lt, 93 - 99**

Core Dimensions
350 x 658 x 16, 1 Row

Inlet/Outlet
33/33

Details:
Plastic tanks, Aluminium core
Oil Cooler 325mm

AR9203J*Honda***Integra, DC2-DC4, Manual, 1.8Lt, 93 - 99**

Core Dimensions
350 x 658 x 16, 1 Row


Inlet/Outlet
33/33

Details:
Plastic tanks, Aluminium core

AR9174J

Honda

Integra, DA9, Auto, 1.6Lt, 89 - 93



Core Dimensions
325 x 668 x 32, 2 Row

***Toyo Type**

Inlet/Outlet
33/33

Details:
Plastic tanks, Copper Brass core
Oil Cooler 325mm

AR9176J

Honda

Integra, DA9, Manual, 1.8Lt, 89 - 93



Core Dimensions
325 x 668 x 16, 1 Row


Inlet/Outlet
33/33

Details:
Plastic tanks, Copper Brass core

AR9742J

Honda

Integra, DA1-DA3-DA9, Auto, 1.6Lt, 1.8Lt, 86 - 93



Core Dimensions
350 x 668 x 16, 1 Row


Inlet/Outlet
33/33

Details:
Plastic tanks, Aluminium core
Oil Cooler 325mm

AR9263D

Honda

Integra, DA1-DA3, Manual, 1.6Lt, 86 - 89



Core Dimensions
325 x 665 x 16, 1 Row

***Showa Type.**

Inlet/Outlet
32/32

Details:
Plastic tanks, Copper Brass core

AR9010J

Honda

Integra, DA1-DA3, Auto, 1.6Lt, 84 - 89



Core Dimensions
330 x 660 x 30, 2 Row


Inlet/Outlet
28/28

Details:
Plastic tanks, Copper Brass core
Oil Cooler 320mm 1 Sender port outlet tank

AR9049J

Honda


Jazz, Manual, 1.5Lt, 09>



Core Dimensions
350 x 722 x 16, 1 Row

Inlet/Outlet
28/28


Details:
Plastic tanks, Aluminium core

AR9048J*Honda***Jazz, Auto, 1.5Lt, 09>****Core Dimensions**

350 x 722 x 16, 1 Row

Inlet/Outlet


28/28

Details:Plastic tanks, Aluminium core
10mm sensor hole**AR9047J***Honda***Jazz, GE, Auto, 1.5Lt, 08>****Core Dimensions**

350 x 683 x 16, 1 Row

Inlet/Outlet


28/28

Details:Plastic tanks, Aluminium core
10mm sensor hole**AR9046J***Honda***Jazz, GE, Manual, 1.5Lt, 08>****Core Dimensions**

350 x 683 x 16, 1 Row

Inlet/Outlet

28/28

Details:Plastic tanks, Aluminium core
10mm sensor hole**AR9029J***Honda***Jazz, GD, Auto, 1.3Lt, 03 - 07****Core Dimensions**

325 x 652 x 16, 1 Row

Inlet/Outlet

28/25/inlet 28 outlet

Details:

Plastic tanks, Aluminium core

AR9019J*Honda***Jazz, GD, Auto, 1.3Lt, 02 - 06****Core Dimensions**

325 x 385 x 28, 1 Row

Inlet/Outlet

28 + 26 (2 Inlets) /28 outlet

Details:Plastic tanks, Aluminium core
Oil Cooler 200mm**AR9020J***Honda***Jazz, GD, Manual, 1.3Lt, 02 - 06****Core Dimensions**


325 x 385 x 28, 1 Row

Inlet/Outlet

28 + 26 (2 Inlets) /28 outlet

Details:


Plastic tanks, Aluminium core

AR9043J**Honda****Legend, KA9, Auto, 3.2Lt, 96 - 98**

Core Dimensions
450 x 677 x 18, 1 Row

Inlet/Outlet
32/32


Details:
Plastic tanks, Aluminium core
Oil Cooler 375mm, 1 Sender port

AR9009J**Honda****Legend, KA7, KA8, Auto, 3.2Lt, 90 - 93**

Core Dimensions
425 x 680 x 30, 2 Row

Inlet/Outlet
32/32

Details:
Plastic tanks, Copper Brass core
Oil Cooler 375mm 1 Sender port outlet tank

AR9040J**Honda****Odyssey, RB, Auto, 04 - 06**

Core Dimensions
425 x 767 x 16, 1 Row

Inlet/Outlet
32/32

Details:
Plastic tanks, Aluminium core

AR9008D**Honda****Odyssey, RA6, RA8, Auto, 2.3Lt, 3.0Lt, 00 - 04**

Core Dimensions
450 x 718 x 16, 1 Row

Inlet/Outlet
32/32


Details:
Plastic tanks, Aluminium core

AR9008J**Honda****Odyssey, RA6, RA8, Auto, 2.3Lt, 3.0Lt, 00 - 04**

Core Dimensions
450 x 718 x 16, 1 Row

Inlet/Outlet
32/32

Details:
Plastic tanks, Aluminium core
Sender Hole

AR9018J**Honda****Odyssey, RA6, RA8, Manual, 2.3Lt, 3.0Lt, 99 - 04**

Core Dimensions
450 x 715 x 16, 1 Row

Inlet/Outlet
32/32

Details:
Plastic tanks, Aluminium core

AR9005J*Honda***Odyssey, RA1, RA3, Auto, 2.2Lt, 95 - 00****Core Dimensions**

425 x 675 x 16, 1 Row

Inlet/Outlet


32/32

Details:Plastic tanks, Aluminium core
Oil Cooler 325mm**AR9007D***Honda***Odyssey, RA1, RA3, Auto, 2.2Lt, 95 - 99****Core Dimensions**

423 x 678 x 27, 1 Row

Inlet/Outlet

32/32

Details:Plastic tanks, Aluminium core
Oil Cooler 325mm**AR9436D***Honda***Prelude, BA, BB, Auto, 2.2Lt, 2.3Lt, 91 - 02****Core Dimensions**

375 x 699 x 27, 2 Row

Inlet/Outlet

32/32

Details:

Plastic tanks, Aluminium core

AR9436J*Honda***Prelude, BA, BB, Auto, 2.2Lt, 2.3Lt, 91 - 02****Core Dimensions**

375 x 695 x 16, 1 Row

Inlet/Outlet

33/33

Details:Plastic tanks, Aluminium core
Oil Cooler 325mm**AR9217J***Honda***Prelude, BA, BB, Manual, 1.8Lt, 2.0Lt, 89 - 93****Core Dimensions**


350 x 668 x 16, 1 Row

Inlet/Outlet

33/33

Details:

Plastic tanks, Copper Brass core


AR9160J*Honda***Prelude, BA, Auto, 2.0Lt, 86 - 91****Core Dimensions**

325 x 668 x 32, 2 Row

Inlet/Outlet

32/32

Details:Plastic tanks, Copper Brass core
Oil Cooler 325mm

AR5144J*Hyundai***Accent, MC, Auto, 1.6Lt, 06>**

Core Dimensions
370 x 650 x 19, 1 Row

Inlet/Outlet
32/32


Details:
Plastic tanks, Aluminium core

AR5143J*Hyundai***Accent, MC, Manual, 1.6Lt, 06>**

Core Dimensions
370 x 650 x 19, 1 Row

Inlet/Outlet
32/32


Details:
Plastic tanks, Aluminium core

AR5017J*Hyundai***Accent, Auto, 1.5Lt, 00 - 05**

Core Dimensions
335 x 644 x 16, 1 Row

Inlet/Outlet
33/33

Details:
Plastic tanks, Aluminium core
Oil Cooler 360mm

AR5016J*Hyundai***Accent, Manual, 1.5Lt, 00 - 05**

Core Dimensions
335 x 322 x 19, 1 Row

Inlet/Outlet
33/33


Details:
Plastic tanks, Aluminium core

AR5052J*Hyundai***Elantra, HD, Auto, 1.8Lt, 2.0Lt, 06>**

Core Dimensions
600 x 455 x 16, 1 Row

Inlet/Outlet
34/34

Details:
Plastic tanks, Aluminium core

AR5065J*Hyundai***Elantra, XD, Auto, 4cyl, 00 - 04**

Core Dimensions
375 x 670 x 19, 1 Row


Inlet/Outlet
33/33

Details:
Plastic tanks, Aluminium core
Oil Cooler 370mm

AR5066J

Hyundai

Elantra, XD, Mnaual, 4cyl, 00 - 04



Core Dimensions
375 x 670 x 19, 1 Row


Inlet/Outlet
33/33

Details:
Plastic tanks, Aluminium core

AR5068J

Hyundai

Elantra, XD, Auto, 4cyl, 00 - 04



Core Dimensions
375 x 660 x 16, 1 Row


Inlet/Outlet
33/33

Details:
Plastic tanks, Aluminium core

AR5029J

Hyundai

Excel, X3, Auto, 1.5Lt, 94 - 97



Core Dimensions
335 x 603 x 16, 1 Row

***For blanking plug use
RC3000**

Inlet/Outlet
33/33

Details:
Plastic tanks, Aluminium core
Oil Cooler 300mm 45° pipes
1 Sender port outlet tank

AR5009J

Hyundai

Excel, X3, Auto, 1.5Lt, 94 - 00



Core Dimensions
335 x 603 x 16, 1 Row


Inlet/Outlet
33/33

Details:
Plastic tanks, Aluminium core

AR5010J

Hyundai

Excel, X3, Manual, 1.5Lt, 94 - 00



Core Dimensions
335 x 603 x 16, 1 Row


Inlet/Outlet
33/33

Details:
Plastic tanks, Aluminium core
1 Sender port outlet tank

AR5007J

Hyundai

Excel, X2, Auto, 1.5Lt, 89 - 94



Core Dimensions
335 x 603 x 16, 1 Row

Inlet/Outlet
28/35

Details:
Plastic tanks, Aluminium core
Oil Cooler 300mm 1 Sender port inlet tank

AR5008J

Hyundai

Excel, X2, Manual, 1.5Lt, 89 - 94



Core Dimensions
335 x 603 x 25, 1 Row

***Also suits some early S Coupe**


Inlet/Outlet
28/35

Details:
Plastic tanks, Aluminium core
1 Sender port outlet tank

AR5110J

Hyundai

Getz, TB, Auto, 1.3Lt, 1.5Lt, 02 - 06



Core Dimensions
375 x 495 x 18, 1 Row

Inlet/Outlet
34/34

Details:
Plastic tanks, Aluminium core
Oil Cooler 360mm

AR5111J

Hyundai

Getz, TB, Manual, 1.3Lt, 1.5Lt, 02 - 06



Core Dimensions
375 x 495 x 18, 1 Row


Inlet/Outlet
33/33

Details:
Plastic tanks, Aluminium core

AR5051J

Hyundai

Grandeur, XG, Auto, 3.0Lt, 98 - 03



Core Dimensions
400 x 720 x 26, 1 Row


Inlet/Outlet
36/36

Details:
Plastic tanks, Aluminium core
Oil Cooler 385mm

AR5137J

Hyundai

i30, Manual, 2.0Lt, 07>



Core Dimensions
600 x 456 x 14, 1 Row


Inlet/Outlet
32/32

Details:
Plastic tanks, Aluminium core

AR5052J

Hyundai

i30, Auto, 2.0Lt, 06>



Core Dimensions
600 x 455 x 16, 1 Row


Inlet/Outlet
34/34

Details:
Plastic tanks, Aluminium core

AR5026J

Hyundai

Lantra, J2, J3, Auto, 1.8Lt, 2.0Lt, 95 - 99



Core Dimensions
375 x 670 x 18, 1 Row

***Will not fit 1.8Lt wagon
3/99 - 10/00**

Inlet/Outlet
34/34

Details:
Plastic tanks, Aluminium core
Oil Cooler 350mm

AR5025J

Hyundai

Lantra, J2, J3, Manual, 1.8Lt, 95 - 99



Core Dimensions
375 x 670 x 16, 1 Row

***Will not fit 1.8Lt wagon
3/99 - 10/00**

Inlet/Outlet
33/33

Details:
Plastic tanks, Aluminium core

AR5015J

Hyundai

Lantra, J2, J3, Auto, 1.8Lt, 95 - 97



Core Dimensions
378 x 670 x 16, 1 Row


Inlet/Outlet
35/35

Details:
Plastic tanks, Aluminium core
1 Sender port outlet tank Oil Cooler 350mm

AR5087J

Hyundai

i20, PB, Auto, 1.6Lt, 10 - 11



Core Dimensions
500 x 377 x 16, 1 Row

Inlet/Outlet
35/35

Details:
Plastic tanks, Aluminium core
Oil Cooler 270mm

AR5014J

Hyundai

Lantra, J1, Auto, 1.8Lt, 92 - 95



Core Dimensions
374 x 673 x 19, 1 Row

Inlet/Outlet
35/35

Details:
Plastic tanks, Aluminium core
Oil Cooler 375mm 2 Sender ports outlet tank

AR5024J

Hyundai


Lantra, J1, Manual, 1.8Lt, 92 - 95



Core Dimensions
375 x 670 x 16, 1 Row

Inlet/Outlet
35/35


Details:
Plastic tanks, Aluminium core
1 Sender port outlet tank

AR5157J*Hyundai***i40, VF, Auto, 26T, Turbo Diesel, 1.7Lt, 11>**

Core Dimensions
385 x 485 x 25, 1 Row

Inlet/Outlet
35/35


Details:
Plastic tanks, Aluminium core
Oil Cooler 375mm

AR5057J*Hyundai***Lavita, Auto, 1.6Lt, 01 - 05**

Core Dimensions
360 x 625 x 26, 1 Row

Inlet/Outlet
33/33


Details:
Plastic tanks, Aluminium core
Oil Cooler 400mm

AR5056J*Hyundai***Lavita, Manual, 1.6Lt, 01 - 05**

Core Dimensions
360 x 625 x 18, 1 Row

Inlet/Outlet
33/33


Details:
Plastic tanks, Aluminium core

AR5062J*Hyundai***Santafe, SM, Auto, 2.4Lt, 2.7Lt, 00 - 05**

Core Dimensions
400 x 725 x 19, 1 Row

Inlet/Outlet
35/35


Details:
Plastic tanks, Aluminium core

AR5063J*Hyundai***Santafe, SM, Manual, 2.4Lt, 2.7Lt, 00 - 05**

Core Dimensions
400 x 725 x 19, 1 Row

Inlet/Outlet
35/35


Details:
Plastic tanks, Aluminium core

AR5030J*Hyundai***S Coupe, Auto, 1.5Lt, 92 - 97**

Core Dimensions
335 x 603 x 25, 1 Row

Inlet/Outlet
35/35


Details:
Plastic tanks, Aluminium core
Oil Cooler 300mm 1 Sender port outlet tank

AR5031J*Hyundai***S Coupe, Manual, 1.5Lt, 92 - 97****Core Dimensions**

335 x 603 x 25, 1 Row

Inlet/Outlet


35/35

Details:Plastic tanks, Aluminium core
1 Sender port outlet tank**AR5058J***Hyundai***Sonata, NF, Auto, 2.4Lt, 3.3Lt, V6, 05>****Core Dimensions**

635 x 480 x 16, 1 Row

Inlet/Outlet


35/35

Details:Plastic tanks, Aluminium core
Oil Cooler 375mm (Center to Center)**AR5051J***Hyundai***Sonata, EF, Auto, 2.4Lt, 98 - 03****Core Dimensions**

400 x 720 x 26, 1 Row

Inlet/Outlet


36/36

Details:Plastic tanks, Aluminium core
Oil Cooler 385mm**AR5050J***Hyundai***Sonata, EF, Auto, 2.4Lt, 98 - 03****Core Dimensions**

400 x 725 x 18, 1 Row

Inlet/Outlet

35/35

Details:Plastic tanks, Aluminium core
Oil Cooler 385mm**AR5054J***Hyundai***Sonata, EF, Manual, 2.4Lt, 98 - 03****Core Dimensions**


400 x 725 x 18, 1 Row

Inlet/Outlet

35/35

Details:

Plastic tanks, Aluminium core

AR5022J*Hyundai***Sonata, Y3, Manual, 2.4Lt, 95 - 99****Core Dimensions**

400 x 681 x 26, 1 Row

Inlet/Outlet


35/35

Details:Plastic tanks, Aluminium core
2 Sender ports outlet tank

AR5012J

Hyundai

Sonata, Y3, Auto, 2.4Lt, 95 - 97



Core Dimensions
400 x 680 x 26, 1 Row


Inlet/Outlet
35/35

Details:
Plastic tanks, Aluminium core
Oil Cooler 385mm 2 Sender ports outlet tank

AR5032J

Hyundai

Sonata, Y3, Auto, 2.4Lt, 95 - 97



Core Dimensions
400 x 680 x 25, 1 Row


Inlet/Outlet
35/35

Details:
Plastic tanks, Aluminium core
2 Sender ports

AR5212J

Hyundai

Sonata, Y3, Auto, 2.4Lt, 93 - 96



Core Dimensions
400 x 680 x 25, 1 Row

Inlet/Outlet
35/35

Details:
Plastic tanks, Aluminium core
1 Sender port

AR5013J

Hyundai

Sonata, Y2, Auto, 2.0Lt, 88 - 93



Core Dimensions
570 x 415 x 26, 1 Row


Inlet/Outlet
38/38

Details:
Plastic tanks, Aluminium core
Oil Cooler 285mm 1 Sender port outlet tank
1 Sender port inlet tank

AR5023J

Hyundai

Sonata, Y2, Manual, 2.0Lt, 88 - 93



Core Dimensions
570 x 415 x 22, 1 Row


Inlet/Outlet
38/38

Details:
Plastic tanks, Aluminium core
Cross Flow

AR5141J

Hyundai

Terracan, Auto, 2.9Lt, 01 - 07



Core Dimensions
510 x 568 x 24, 1 Row

Inlet/Outlet
35/35


Details:
Plastic tanks, Aluminium core

AR5142J*Hyundai***Terracan, Manual, 2.9Lt, 01 - 07**

Core Dimensions
510 x 568 x 24, 1 Row

Inlet/Outlet
35/35


Details:
Plastic tanks, Aluminium core

AR5068J*Hyundai***Tiburon, GK, Manual, 2.0Lt, 02 - 06**

Core Dimensions
375 x 660 x 16, 1 Row

Inlet/Outlet
33/33


Details:
Plastic tanks, Aluminium core

AR5065J*Hyundai***Tiburon, GK, Auto, 2.7Lt, V6, 02 - 07**

Core Dimensions
375 x 670 x 19, 1 Row

Inlet/Outlet
33/33

Details:
Plastic tanks, Aluminium core
Oil Cooler 370mm

AR5066J*Hyundai***Tiburon, GK, Manual, 2.7Lt, V6, 02 - 07**

Core Dimensions
375 x 670 x 19, 1 Row

Inlet/Outlet
33/33

Details:
Plastic tanks, Aluminium core

AR5080J*Hyundai***Tucson, JN81, Auto, 2.7Lt, V6, 06>**

Core Dimensions
640 x 465 x 18, 1 Row

Inlet/Outlet
35/35

Details:
Plastic tanks, Aluminium core
Oil Cooler 295mm

AR5070J*Hyundai***Tucson, JN81, Auto, 2.7Lt, V6, 04 - 06**

Core Dimensions
640 x 450 x 22, 1 Row


Inlet/Outlet
35/35

Details:
Plastic tanks, Aluminium core
Oil Cooler 295mm

AR4051J

Iveco

Daily, 35S13V, 40C13, 40C14, 50C15, 50C17, 65C15, Manual, Diesel, 99 - 05



Core Dimensions
624 x 436 x 36, 2 Row

Inlet/Outlet
38/38

Details:
Plastic tanks, Aluminium core

AR4152J

Iveco

Daily, 35S13V, 40C13, 40C14, 50C15, 50C17, 65C15, Manual, 90 - 00



Core Dimensions
624 x 436 x 42, 2 Row

Inlet/Outlet
38/38

Details:
Plastic tanks, Aluminium core

AR4154J

Iveco

Daily, Manual, 2.8Lt, Diesel, 99>



Core Dimensions
650 x 440 x 27, 2 Row


Inlet/Outlet
38/38

Details:
Plastic tanks, Aluminium core

AR4300J

Jaguar

XK8, Auto, 4.0Lt, 96 - 00



Core Dimensions
665 x 466 x 42, 2 Row

Inlet/Outlet
41/44

Details:
Plastic tanks, Aluminium core

AR8088J

Jeep

Cherokee, KJ, Auto & Manual, 3.7Lt, V6, 04>



Core Dimensions
510 x 510 x 28, 1 Row


Inlet/Outlet
38/46

Details:
Plastic tanks, Aluminium core

AR8087J

Jeep


Cherokee, KJ, Auto, 3.7Lt, V6, 01 - 05



Core Dimensions
507 x 513 x 28, 1 Row

Inlet/Outlet
46/38

Details:
Plastic tanks, Copper Brass core

AR8028J*Jeep***Cherokee, XJ, Auto & Manual, 4.0Lt, Petrol, 95 - 00****Core Dimensions**


785 x 285 x 38, 2 Row

Inlet/Outlet

32/38

Details:


Plastic tanks, Aluminium core

AR8013J*Jeep***Cherokee, XJ, Auto, 4.0Lt, 94 - 97****Core Dimensions**

788 x 280 x 40, 2 Row

Inlet/Outlet

32/38

Details:Brass tanks, Copper Brass core
Oil Cooler 190mm**AR8014J***Jeep***Cherokee, XJ, Auto, 4.0Lt, 94 - 97****Core Dimensions**

788 x 280 x 40, 2 Row

Inlet/Outlet

32/38

Details:Plastic tanks, Aluminium core
Oil Cooler 190mm**AR8003J***Jeep***Cherokee, XJ, Auto, 4.0Lt, 94 - 97****Core Dimensions**


788 x 280 x 40, 2 Row

Inlet/Outlet

32/38

Details:


Plastic tanks, Copper Brass core

AR8086J*Jeep***Grand Cherokee, WJ, Auto, 4.0Lt, 99 - 04****Core Dimensions**

596 x 552 x 26, 1 Row

Inlet/Outlet

38/38

Details:Plastic tanks, Aluminium core
Oil Cooler 306mm**AR8085J***Jeep***Grand Cherokee, WJ, Auto, 4.7Lt, V8, 99 - 04****Core Dimensions**

596 x 552 x 26, 1 Row

Inlet/Outlet


38/38

Details:Plastic tanks, Aluminium core
Oil Cooler 306mm

AR8081J

Jeep

Grand Cherokee, WJ, Auto, 4.0Lt, 99 - 04



Core Dimensions
565 x 500 x 34, 2 Row


Inlet/Outlet
32/38

Details:
Plastic tanks, Aluminium core
Oil Cooler 305mm

AR8084J

Jeep

Grand Cherokee, WJ, Auto, 4.7Lt, V8, 99 - 04



Core Dimensions
590 x 515 x 27, 1 Row


Inlet/Outlet
39/39

Details:
Plastic tanks, Aluminium core
Oil Cooler 305mm

AR8080J

Jeep

Grand Cherokee, ZG, Auto, 4.0Lt, 95 - 97



Core Dimensions
565 x 485 x 32, 2 Row

Inlet/Outlet
33/39

Details:
Plastic tanks, Aluminium core
Oil Cooler 300mm

AR8062J

Jeep

Patriot, Auto, 2.0Lt, 07>



Core Dimensions
700 x 395 x 16, 1 Row


Inlet/Outlet
35/35

Details:
Plastic tanks, Aluminum core

AR8089J

Jeep

Wrangler, JK, Auto, 3.8Lt, 07>



Core Dimensions
558 x 508 x 26, 1 Row


Inlet/Outlet
38/38

Details:
Plastic tanks, Aluminium core

AR8016J

Jeep

Wrangler, TJ, Auto, 4.0Lt, 6cyi, 92 - 95




Core Dimensions
460 x 488 x 32, 1 Row

Inlet/Outlet
32/38

Details:
Plastic tanks, Aluminium core
Oil Cooler 305mm

***Supplied with 3 different sized oil cooler adaptors**

AR8329J*Jeep***Wrangler, TJ, Auto, 4.0Lt, 6cyl, 92 - 95**

Core Dimensions
460 x 488 x 32, 1 Row

Large Side Band Driver Side

Inlet/Outlet
32/38


Details:
Plastic tanks, Aluminium core
Oil Cooler 305mm

AR5035J*Kia***Carens, FC, Auto, 1.8Lt, 98 - 03**

Core Dimensions
345 x 680 x 27, 1 Row

Inlet/Outlet
33/33


Details:
Plastic tanks, Aluminium core
Oil Cooler 350mm

AR5020J*Kia***Carnival, GQ, Auto, 2.5Lt, V6, 99 - 04**

Core Dimensions
700 x 420 x 28, 1 Row

Inlet/Outlet
35/35


Details:
Plastic tanks, Aluminium core
Oil Cooler 290mm

AR5120J*Kia***Carnival, GQ, Manual, 2.5Lt, V6, 99 - 04**

Core Dimensions
700 x 420 x 28, 1 Row

Inlet/Outlet
35/35


Details:
Plastic tanks, Aluminium core

AR5045J*Kia***Cerato, LD, Manual, 2.0Lt, 05>**

Core Dimensions
375 x 670 x 18, 1 Row

Inlet/Outlet
33/33

Details:
Plastic tanks, Aluminium core

AR5140J*Kia***Cerato, LD, Auto, 2.0Lt, 04>**

Core Dimensions
385 x 670 x 18, 1 Row

Inlet/Outlet
32/32

Details:
Plastic tanks, Aluminium core

AR5035J*Kia***Mentor, FB, Auto, 1.8Lt, 98 - 03**

Core Dimensions
345 x 680 x 27, 1 Row

Inlet/Outlet
33/33


Details:
Plastic tanks, Aluminium core
Oil Cooler 350mm

AR5034J*Kia***Mentor, FB, Manual, 1.8Lt, 98 - 03**

Core Dimensions
345 x 698 x 16, 1 Row

Inlet/Outlet
33/33

Details:
Plastic tanks, Aluminium core

AR5003J*Kia***Mentor, FA, Manual, 1.5Lt, 96 - 98**

Core Dimensions
376 x 647 x 25, 1 Row

Inlet/Outlet
32/32


Details:
Plastic tanks, Aluminium core

AR5050J*Kia***Optima, GD, Auto, 4cyl, 98 - 03**

Core Dimensions
400 x 725 x 18, 1 Row

Inlet/Outlet
35/35


Details:
Plastic tanks, Aluminium core
Oil Cooler 385mm

AR5040J*Kia***Rio, JB, Auto, 1.6Lt, 06>**

Core Dimensions
370 x 645 x 18, 1 Row

Inlet/Outlet
33/33

Details:
Plastic tanks, Aluminium core,
Oil Cooler 370mm

AR5036J*Kia***Rio, DC, Auto, 1.6Lt, 02 - 06**

Core Dimensions
350 x 645 x 26, 1 Row

Inlet/Outlet
31/31

Details:
Plastic tanks, Aluminium core
Oil Cooler 400mm

AR5037J

Kia

Rio, DC, Manual, 1.6Lt, 02 - 06



Core Dimensions
350 x 645 x 16, 1 Row

Inlet/Outlet
31/31

Details:
Plastic tanks, Aluminium core

AR5039J

Kia

Rio, DC, Auto, 1.5Lt, 00 - 03



Core Dimensions
350 x 647 x 25, 1 Row

Inlet/Outlet
31/31

Details:
Plastic tanks, Aluminium core
Oil Cooler 275mm

AR5038J

Kia

Rio, DC, Manual, 1.5Lt, 00 - 03



Core Dimensions
350 x 645 x 16, 1 Row


Inlet/Outlet
31/31

Details:
Plastic tanks, Aluminium core

AR5035J

Kia

Shuma, FB, Auto, 1.8Lt, 98 - 03



Core Dimensions
345 x 680 x 27, 1 Row


Inlet/Outlet
33/33

Details:
Plastic tanks, Aluminium core
Oil Cooler 350mm

AR5139J

Kia

Sorento, BL, Manual, Turbo Diesel, 07>



Core Dimensions
578 x 645 x 27, 1 Row


Inlet/Outlet
35/35

Details:
Plastic tanks, Aluminium core

AR5138J

Kia

Sorento, BL, Auto, 03 - 06



Core Dimensions
578 x 645 x 27, 1 Row

Inlet/Outlet
35/35

Details:
Plastic tanks, Aluminium core

AR5035J

Kia

Spectra, FB, Auto, 1.8Lt, 98 - 03



Core Dimensions
345 x 680 x 27, 1 Row


Inlet/Outlet
33/33

Details:
Plastic tanks, Aluminium core
Oil Cooler 350mm

AR5000J

Kia

Sportage, MR, Auto, 2.0Lt, 96 - 01



Core Dimensions
450 x 516 x 30, 2 Row

Inlet/Outlet
35/35

Details:
Plastic tanks, Aluminium core
Oil Cooler 280mm

AR5001J

Kia

Sportage, MR, Manual, 2.0Lt, 96 - 01



Core Dimensions
450 x 516 x 30, 2 Row

Inlet/Outlet
35/35

Details:
Plastic tanks, Aluminium core

AR4411J

Landrover

Defender, XM Series, Manual, 2.5Lt, Turbo Diesel, 98 - 03



Core Dimensions
550 x 440 x 42, 3 Row

Inlet/Outlet
36/36

Details:
Plastic tanks, Aluminium core
2/10mm pipes front and back

AR4406J

Landrover

Discovery, Series 2, Auto & Manual, 2.5Lt, Diesel, 00 - 05



Core Dimensions
595 x 440 x 40, 1 Row

Inlet/Outlet
36/36

Details:
Plastic tanks, Aluminium core
2 x 16mm pipes inlet

AR4409J

Landrover

Discovery, Series 2, Manual, V8, Petrol, 99 - 04



Core Dimensions
650 x 440 x 42, 3 Row

Inlet/Outlet
36/36


Details:
Plastic tanks, Aluminium core

AR4401J**Landrover****Discovery, Series 1 and 2, Auto, V8, 95 - 00****Core Dimensions**

696 x 397 x 49, 3 Row

Inlet/Outlet

35/35

Details:Brass tanks, Copper Brass core
Oil Coolers 2 x 280mm**AR4400J****Landrover****Freelander, Manual, 2.0Lt, Turbo Diesel, TD4, 96 - 06****Core Dimensions**


485 x 430 x 32, 2 Row

Inlet/Outlet

36/36

Details:

Plastic tanks, Aluminium core

AR4402J**Landrover****Freelander, Manual, 4cyl, Petrol, 97 - 00****Core Dimensions**

610 x 430 x 32, 1 Row

Inlet/Outlet

32/32

Details:

Plastic tanks, Aluminium core

AR4410J**Landrover****Freelander, TD4, Manual, TD4 & 2.5Lt, V6, 97 - 03****Core Dimensions**

610 x 465 x 32, 2 Row

Inlet/Outlet

36/36

Details:

Plastic tanks, Aluminium core

AR4414J**Landrover****Range Rover, LM111, Manual, 05>****Core Dimensions**

628 x 608 x 40, 2 Row

Inlet/Outlet

36/36

Details:

Aluminum tanks, Aluminium core

AR4405J**Landrover****Range Rover, Manual, 3.0TD, 02 - 07****Core Dimensions**

600 x 500 x 40, 1 Row

Inlet/Outlet

36/36

Details:

Aluminum tanks, Aluminium core

AR4407J

Landrover

Range Rover, Manual, 4.0Lt, 4.6Lt, V8, 99 - 04



Core Dimensions
495 x 570 x 42, 3 Row


Inlet/Outlet
36/36

Details:
Plastic tanks, Aluminium core

AR4408J

Landrover

Range Rover, Manual, 4.0Lt, 4.6Lt, V8, 99 - 04



Core Dimensions
495 x 500 x 42, 3 Row

Inlet/Outlet
36/36

Details:
Plastic tanks, Aluminium core

AR4412J

Landrover

Range Rover, P38, Auto, Turbo Diesel, 98 - 04



Core Dimensions
490 x 550 x 42, 3 Row


Inlet/Outlet
36/36

Details:
Plastic tanks, Aluminium core

AR4403J

Landrover

Range Rover, Manual, 4.0Lt, 4.6Lt, V8, 95 - 00



Core Dimensions
495 x 565 x 42, 3 Row


Inlet/Outlet
36/36

Details:
Plastic tanks, Aluminum core

AR2007J

Lexus

ES300, Auto, 3.0Lt, V6, 97 - 03



Core Dimensions
400 x 735 x 27, 1 Row

Inlet/Outlet
34/34

Details:
Plastic tanks, Aluminium core
Oil Cooler 375mm

AR2002J

Lexus

ES300, Auto, 3.0Lt, V6, 93 - 98



Core Dimensions
425 x 720 x 32, 2 Row

Inlet/Outlet
35/35

Details:
Plastic tanks, Copper Brass core
Oil Cooler 375mm

AR2278D*Lexus*

GS300, Auto, 3.0Lt, V6, 00 - 05

**Core Dimensions**

400 x 757 x 16, 1 Row

Inlet/Outlet


34/34

Details:

Plastic tanks, Aluminium core

AR2219J*Lexus*

IS200, GXE10R, Auto, 2.0Lt, 98 - 03

**Core Dimensions**

376 x 718 x 16, 1 Row

Inlet/Outlet

34/34

Details:

Plastic tanks, Aluminium core

AR2217D*Lexus*

IS200, GXE10R, Manual, 2.0Lt, 98 - 03

**Core Dimensions**

375 x 718 x 16, 1 Row

Inlet/Outlet


34/34

Details:

Plastic tanks, Aluminium core

AR2287J*Lexus*

IS300, JCE10R, Auto, 3.0Lt, V6, 00 - 05

**Core Dimensions**

375 x 718 x 27, 2 Row

Inlet/Outlet

34/34

Details:

Plastic tanks, Aluminium core

AR2750J*Lexus*

LS300, Auto, 2.5Lt, 96 - 01

**Core Dimensions**

425 x 735 x 25, 1 Row

Inlet/Outlet

35/35

Details:Plastic tanks, Aluminium core
1 Sender port outlet tank**AR2750J***Lexus*

LS399, UCF20R, Auto, 4.0Lt, 96 - 01

**Core Dimensions**

425 x 735 x 25, 1 Row

Inlet/Outlet

35/35

Details:Plastic tanks, Aluminium core
1 Sender port outlet tank

AR2410J

Lexus

LS400, UCF20R, Auto, 4.0Lt, 94 - 95



Core Dimensions
428 x 735 x 25, 1 Row

Inlet/Outlet
39/39

Details:
Plastic tanks, Aluminium core
1 Sender port outlet tank Oil Cooler 350mm

AR2144D

Lexus

LS400, UCF10R, Auto, 4.0Lt, V8, 89 - 95



Core Dimensions
400 x 747 x 32, 2 Row


Inlet/Outlet
35/35

Details:
Plastic tanks, Aluminium core

AR2298D

Lexus

LS430, UCF30R, Auto, 4.3Lt, V8, 05>



Core Dimensions
424 x 756 x 27, 2 Row

Inlet/Outlet
38/38

Details:
Plastic tanks, Aluminium core

AR2062J

Lexus

LX470, UZJ100R, Auto, 4.7Lt, V8, 02>



Core Dimensions
510 x 698 x 49, 2 Row

Inlet/Outlet
38/42

Details:
Plastic tanks, Aluminium core
Oil Cooler 390mm

AR2420D

Lexus

R330, Auto, 3.3Lt, V6, 04>



Core Dimensions
670 x 491 x 22, 1 Row


Inlet/Outlet
34/38

Details:
Aluminium tanks, Aluminium core

AR2295J

Lexus


SC430, UZZ40R, Auto, V8, 01 - 06



Core Dimensions
400 x 757 x 27, 2 Row

Inlet/Outlet
38/38


Details:
Plastic tanks, Aluminium core

AR2421J*Lexus***RX330, 3MZ-FE, Auto, 3.3Lt, V6, 04 - 09**

Core Dimensions
650 x 480 x 22, 1 Row

Inlet/Outlet
34/38


Details:
Plastic tanks, Aluminium core
Oil Cooler 350mm

AR2423K*Lexus***RX350, GSU35, 2GR-FE, Auto, 3.5Lt, V6, 06 - 09**

Core Dimensions
675 x 479 x 22, 1 Row

Inlet/Outlet
38/38


Details:
Plastic tanks, Aluminium core
Oil Cooler 350mm

AR2422J*Lexus***RX450H, 2GR-FE CVT, Auto, 3.5Lt, V6, 04 - 09**

Core Dimensions
450 x 765 x 27, 2 Row

Inlet/Outlet
35/35


Details:
Plastic tanks, Aluminium core

AR3037J*Mazda***2, Auto, 08>**

Core Dimensions
350 x 555 x 16, 1 Row

Inlet/Outlet
28/28


Details:
Plastic tanks, Aluminium core

AR3049J*Mazda***2, Manual, 08>**

Core Dimensions
350 x 555 x 16, 1 Row

Inlet/Outlet
28/28

Details:
Plastic tanks, Aluminium core

AR3027J*Mazda***2, DY10, Auto, 1.5Lt, 03 - 08**

Core Dimensions
323 x 535 x 16, 1 Row

Inlet/Outlet
28/28


Details:
Plastic tanks, Aluminium core
Oil Cooler 275mm

AR3028J**Mazda****2, DY10, Manual, 1.5Lt, 03 - 08**

Core Dimensions
323 x 525 x 16, 1 Row

Inlet/Outlet
28/28


Details:
Plastic tanks, Aluminium core

AR3023J**Mazda****3, BK10, Auto & Manual, 2.0Lt, 2.3Lt, 04 - 09**

Core Dimensions
672 x 368 x 19, 1 Row

Inlet/Outlet
33/33


Details:
Plastic tanks, Aluminium core

AR3803J**Mazda****6, GH, Auto, 2.5Lt, 08>**

Core Dimensions
378 x 729 x 16, 1 Row

Inlet/Outlet
32/32


Details:
Plastic tanks, Aluminium core
8mm pipe top tank

AR3804J**Mazda****6, GH, Manual, 2.5Lt, 08>**

Core Dimensions
378 x 729 x 16, 1 Row

Inlet/Outlet
32/32


Details:
Plastic tanks, Aluminium core
8mm pipe top tank

AR3010J**Mazda****6, GG, Auto, 02 - 07**

Core Dimensions
375 x 735 x 27, 1 Row

Inlet/Outlet
32/32


Details:
Plastic tanks, Aluminium core

AR3034J**Mazda****6, GG, Auto, 1.8Lt, 02 - 07**

Core Dimensions
375 x 677 x 16, 1 Row

Inlet/Outlet
32/32


Details:
Plastic tanks, Aluminium core
Oil Cooler 350mm

AR3011J*Mazda***6, GG, Manual, 02 - 07**

Core Dimensions
375 x 735 x 27, 1 Row

Inlet/Outlet
32/32

Details:
Plastic tanks, Aluminium core

AR3007J*Mazda***121 Metro, DW, Auto, 1.5Lt, 99 - 02**

Core Dimensions
348 x 382 x 27, 1 Row

Inlet/Outlet
28/28

Details:
Plastic tanks, Aluminium core
Oil Cooler 275mm

AR3008J*Mazda***121 Metro, DW, Manual, 1.5Lt, 99 - 02**

Core Dimensions
350 x 385 x 27, 2 Row

Inlet/Outlet
28/28

Details:
Plastic tanks, Aluminium core

AR3001J*Mazda***121, DB, Manual, 96 - 99**

Core Dimensions
350 x 380 x 26, 1 Row

Inlet/Outlet
28/28


Details:
Plastic tanks, Aluminium core

AR3197J*Mazda***121, DB, Auto, 1.3Lt, 1.5Lt, 94 - 96**

Core Dimensions
350 x 378 x 25, 1 Row

Inlet/Outlet
28/28


Details:
Plastic tanks, Aluminium core
Oil Cooler 275mm

AR0329J*Mazda***121, DA, Auto, 1.3Lt, 91 - 94**

Core Dimensions
323 x 385 x 25, 1 Row

Inlet/Outlet
28/28


Details:
Plastic tanks, Aluminum core

AR0032J**Mazda****323, BJ, Auto, 1.6Lt, 98 - 03**

Core Dimensions
325 x 687 x 16, 1 Row

Inlet/Outlet
28/28


Details:
Plastic tanks, Aluminium core
Oil Cooler 350mm

AR0031J**Mazda****323, BJ, Manual, 1.6Lt, 98 - 03**

Core Dimensions
325 x 687 x 16, 1 Row

Inlet/Outlet
28/28


Details:
Plastic tanks, Aluminium core

AR0004J**Mazda****323, BA-BH, Auto, 1.6Lt, 94 - 99**

Core Dimensions
325 x 691 x 16, 1 Row

Inlet/Outlet
28/28


Details:
Plastic tanks, Aluminium core
Oil Cooler 355mm

AR3014J**Mazda****323, BA-BH, Auto, 1.8Lt, 94 - 99**

Core Dimensions
672 x 348 x 22, 1 Row

Inlet/Outlet
30/30


Details:
Plastic tanks, Aluminium core
Oil Cooler 225mm

AR0006J**Mazda****323, BA-BH, Manual, 1.6Lt, 94 - 99**

Core Dimensions
325 x 698 x 16, 1 Row

Inlet/Outlet
28/28

Details:
Plastic tanks, Aluminium core

AR3016J**Mazda****323, BA-BH, Manual, 1.8Lt, 94 - 98**

Core Dimensions
672 x 348 x 22, 1 Row

Inlet/Outlet
30/30

Details:
Plastic tanks, Aluminium core

AR3019J*Mazda***323, BG, Auto, 1.8Lt, 89 - 94****Core Dimensions**

350 x 650 x 27, 1 Row

Inlet/Outlet

32/32

Details:Plastic tanks, Aluminium core
Oil Cooler 275mm 1 Sender port**AR3018J***Mazda***323, BG, Manual, 1.8Lt, 89 - 94****Core Dimensions**

350 x 650 x 27, 1 Row

Inlet/Outlet

32/32

Details:


Plastic tanks, Aluminium core

AR0186J*Mazda***323, BF, Auto, 1.6Lt, 85 - 86****Core Dimensions**

350 x 447 x 32, 2 Row

Inlet/Outlet

35/35

Details:Plastic tanks, Copper Brass core
Oil Cooler 225mm 1 Sender port outlet tank**AR0121D***Mazda***323, BF, Manual, 1.6Lt, 85 - 86****Core Dimensions**


350 x 528 x 16, 1 Row

Inlet/Outlet

35/35

Details:

Plastic tanks, Copper Brass core

AR3060A*Mazda***323, BD, Manual, 1.3Lt, 82 - 85****Core Dimensions**

300 x 455 x 16, 1 Row

Inlet/Outlet

34/34

Details:

Brass tanks, Copper Brass core


AR3135J*Mazda***323, BD, Manual, 1.4Lt, 1.5Lt, 80 - 85****Core Dimensions**

300 x 450 x 16, 1 Row

Inlet/Outlet

35/35


Details:Plastic tanks, Copper Brass core
1 Sender port outlet tank

AR3807J**Mazda****323, Manual A/P, 2.2Lt, Diesel, 09>**

Core Dimensions
670 x 368 x 16, 1 Row

Inlet/Outlet
35/35


Details:
Plastic tanks, Aluminium core

AR3003J**Mazda****626, GE-GF, Auto, 2.0Lt, 4cyl, 92 - 02**

Core Dimensions
690 x 321 x 30, 2 Row

Inlet/Outlet
35/35


Details:
Plastic tanks, Copper Brass core
Oil Cooler 225mm

AR3006J**Mazda****626, GE-GF, Auto, 2.0Lt, 4cyl, 92 - 02**

Core Dimensions
690 x 330 x 27, 1 Row

Inlet/Outlet
35/35


Details:
Plastic tanks, Aluminium core
Oil Cooler 225mm

AR3004J**Mazda****626, GE-GF, Auto, 2.5Lt, V6, 92 - 02**

Core Dimensions
690 x 340 x 32, 2 Row

Inlet/Outlet
35/35


Details:
Plastic tanks, Aluminium core
Oil Cooler 225mm

AR3005J**Mazda****626, GE-GF, Auto, 2.5Lt, V6, 92 - 02**

Core Dimensions
690 x 340 x 32, 2 Row

Inlet/Outlet
35/35


Details:
Plastic tanks, Copper Brass core
Oil Cooler 225mm

AR3002V**Mazda****626, GD, Auto, 2.2Lt, 88 - 91**

Core Dimensions
400 x 650 x 32, 2 Row

Inlet/Outlet
35/35

Details:
Plastic tanks, Aluminium core

AR3302J*Mazda***626, GD, Auto, 2.2Lt, 88 - 91****Core Dimensions**

400 x 650 x 32, 2 Row

Inlet/Outlet

35/35

Details:

Plastic tanks, Aluminium core

AR3000J*Mazda***626, GD, Manual, 2.2Lt, 88 - 91****Core Dimensions**


400 x 650 x 32, 2 Row

Inlet/Outlet

35/35

Details:


Plastic tanks, Copper Brass core

AR3806J*Mazda***626, GH, Auto A/P, 2.5Lt, 10>****Core Dimensions**

375 x 753 x 16, 1 Row

Inlet/Outlet

32/32/8

Details:Plastic tanks, Aluminium core
Oil Cooler 350mm**AR3122J***Mazda***626, GC, Auto, 2.0Lt, 83 - 85****Core Dimensions**


350 x 650 x 32, 2 Row

Inlet/Outlet

35/35

Details:

Brass tanks, Copper Brass core

AR3809J*Mazda***626, Manual A/P, 2.2Lt, Diesel, 08 - 12****Core Dimensions**

375 x 729 x 16, 1 Row

Inlet/Outlet

31/31

Details:

Plastic tanks, Aluminium core

AR3107J*Mazda***929, HE, Auto, 3.0Lt, V6, 96 - 99****Core Dimensions**

430 x 643 x 27, 2 Row

Inlet/Outlet

35/42

Details:Plastic tanks, Aluminium core
1 Sender port

AR3168J

Mazda

929, HD, Auto, 3.0Lt, V6, 91 - 97



Core Dimensions
420 x 670 x 32, 2 Row

Inlet/Outlet
36/36

Details:
Plastic tanks, Copper Brass core
Oil Cooler 350mm

AR3202A

Mazda

929, HC, Auto, 89 - 92



Core Dimensions
430 x 640 x 32, 2 Row


Inlet/Outlet
35/42

Details:
Brass tanks, Copper Brass core

AR3044J

Mazda

B Series, BT50, Auto, 2.5Lt, 06>



Fan shroud mount
replaces Denso &
Calsonic

Fan shroud mount replaces Denso & Calsonic

Core Dimensions
450 x 645 x 35, 1 Row


Inlet/Outlet
35/35

Details:
Plastic tanks, Aluminium core
Oil Cooler 375mm

AR3024J

Mazda

B Series, BT50, Manual, 2.5Lt, 06>



Fan shroud mount
replaces Denso &
Calsonic

Fan shroud mount replaces Denso & Calsonic

Core Dimensions
450 x 650 x 34, 1 Row


Inlet/Outlet
36/36

Details:
Plastic tanks, Aluminium core
Universal lower fan mount locations

AR3044J

Mazda

B Series, B2600, Auto, 2.6Lt, 95 - 06



Fan shroud mount
replaces Denso &
Calsonic

Fan shroud mount replaces Denso & Calsonic

Core Dimensions
450 x 645 x 35, 1 Row


Inlet/Outlet
35/35

Details:
Plastic tanks, Aluminium core
Oil Cooler 375mm

AR3024J

Mazda

B Series, B2600, Manual, 2.6Lt, 95 - 06



Fan shroud mount
replaces Denso &
Calsonic

Fan shroud mount replaces Denso & Calsonic

Core Dimensions
450 x 650 x 34, 1 Row

Inlet/Outlet
36/36


Details:
Plastic tanks, Aluminium core
Universal lower fan mount locations

AR3015J

Mazda

B Series, B2600, Manual, 2.6Lt, Petrol, 95 - 99

Fan shroud mount
replaces Denso &
Calsonic



Core Dimensions

450 x 635 x 25, 1 Row

Inlet/Outlet

35/35

Details:

Plastic tanks, Aluminium core
Universal lower fan mount locations

AR3025J

Mazda

B Series, B2600, Auto, 2.6Lt, 92 - 95



Core Dimensions

400 x 646 x 32, 2 Row

Inlet/Outlet

35/35


Details:

Plastic tanks, Aluminium core
Oil Cooler 350mm

AR3430J

Mazda

B Series, B2600, Auto, 2.6Lt, 87 - 93



Core Dimensions

375 x 590 x 32, 2 Row

Inlet/Outlet

34/34


Details:

Brass tanks, Copper Brass core
Oil Cooler 250mm 1 Sender port tank

AR3048J

Mazda

Bravo, BT50, Auto, 95 - 11



Core Dimensions

450 x 645 x 36, 1 Row

Inlet/Outlet

35/35


Details:

Plastic tanks, Aluminium core
Oil Cooler 375mm

AR3401A

Mazda

B Series, B2200, Auto, 2.2Lt, 84 - 90



Core Dimensions

375 x 590 x 32, 2 Row

Inlet/Outlet

34/34


Details:

Brass tanks, Copper Brass core

AR3799J

Mazda

CX-7, Auto, 06>



Core Dimensions

450 x 747 x 27, 2 Row

19mm pipe bottom tank

Inlet/Outlet

32/32


Details:

Plastic tanks, Aluminium core
10 & 15mm pipe top tank

AR3800J

Mazda

CX-9, Auto, 3.7Lt, V6, 07>



Core Dimensions
500 x 718 x 27, 2 Row

19mm pipe bottom tank


Inlet/Outlet
35/35

Details:
Plastic tanks, Aluminium core
10 & 15mm pipe top tank

AR3055J

Mazda

E Series, Manual, 2.0Lt, 99>



Core Dimensions
350 x 545 x 16, 1 Row


Inlet/Outlet
35/35

Details:
Plastic tanks, Aluminium core

AR3047D

Mazda

E Series, Manual, 2.0Lt, 97 - 03



Core Dimensions
400 x 565 x 35, 2 Row


Inlet/Outlet
35/35

Details:
Plastic tanks, Aluminium core

AR3037D

Mazda

E Series, Auto, 97 - 00



Core Dimensions
350 x 545 x 27, 2 Row


Inlet/Outlet
35/35

Details:
Plastic tanks, Aluminium core

AR3210J

Mazda

E Series, Manual, 2.0Lt, 4cyl, Petrol, 84 - 99



Core Dimensions
350 x 565 x 48, 3 Row

Inlet/Outlet
35/35

Details:
Brass tanks, Copper Brass core

AR3036J

Mazda

E Series, Manual, 2.2Lt, Diesel, 84 - 95



Core Dimensions
350 x 570 x 32, 2 Row

Inlet/Outlet
35/35

Details:
Brass tanks, Copper Brass core

*JR3200A = 3 rows,
48mm thick

AR3035J

Mazda

E Series, Manual, 2.0Lt, Petrol, 84 - 95



Core Dimensions
350 x 565 x 32, 1 Row

***JR3210A = 3 rows,
48mm thick**

Inlet/Outlet
35/35

Details:
Brass tanks, Copper Brass core
1 Sender port outlet tank (grill side)

AR3032J

Mazda

E Series, Auto, 1.6Lt, 81 - 84



Core Dimensions
325 x 457 x 32, 2 Row


Inlet/Outlet
35/40

Details:
Brass tanks, Copper Brass core
Oil Cooler 260mm

AR3045J

Mazda

MPV, F, Auto, 3.0Lt, V6, 02 - 06



Core Dimensions
710 x 454 x 25, 1 Row


Inlet/Outlet
31/38

Details:
Plastic tanks, Aluminium core
20mm pipe inlet 10mm pipe outlet

AR3046J

Mazda

MPV, F, Auto, 3.0Lt, V6, 02 - 06



Core Dimensions
690 x 454 x 16, 1 Row


Inlet/Outlet
32/38

Details:
Plastic tanks, Aluminium core
21mm pipe inlet, 10mm pipe outlet

AR3030J

Mazda

MPV, D, E, Auto, 2.5Lt, V6, 99 - 02



Core Dimensions
690 x 458 x 28, 1 Row

Inlet/Outlet
31/38 bypass pipe 20mm

Details:
Plastic tanks, Aluminium core
Oil Cooler 300mm on grill side

AR3107J

Mazda


MPV, D, E, Auto, 3.0Lt, V6, 97 - 03



Core Dimensions
430 x 643 x 27, 2 Row

Inlet/Outlet
35/42


Details:
Plastic tanks, Aluminium core

AR3020J**Mazda****MPV, C, Auto, 3.0Lt, V6, 93 - 98**

Core Dimensions
500 x 645 x 27, 1 Row

Inlet/Outlet
35/35


Details:
Plastic tanks, Aluminium core
Oil Cooler 350mm 1 Sender port outlet tank

AR3202A**Mazda****MPV, Auto, 2.5Lt, 89 - 92**

Core Dimensions
430 x 640 x 32, 2 Row

Inlet/Outlet
35/35

Details:
Brass tanks, Copper Brass core

AR3801J**Mazda****MX-5, NC, Auto, 2.0Lt, 05>**

Core Dimensions
550 x 438 x 16, 1 Row

Inlet/Outlet
31/31


Details:
Plastic tanks, Aluminium core
17mm pipe

AR3802J**Mazda****MX-5, NC, Manual, 2.0Lt, 05>**

Core Dimensions
550 x 438 x 16, 1 Row

Inlet/Outlet
31/31


Details:
Plastic tanks, Aluminium core
17mm pipe

AR3166J**Mazda****MX-5, NB, Auto, 1.6Lt, 1.8Lt, 98 - 02**

Core Dimensions
323 x 644 x 16, 1 Row

Inlet/Outlet
32/32

Details:
Plastic tanks, Aluminium core

AR3165J**Mazda****MX-5, NB, Manual, 1.6Lt, 1.8Lt, 98 - 02**

Core Dimensions
323 x 644 x 16, 1 Row


Inlet/Outlet
32/32

Details:
Plastic tanks, Aluminium core

AR3167J

Mazda

MX-5, NA, Auto, 1.6Lt, 93 - 97



Core Dimensions
320 x 645 x 26, 1 Row


Inlet/Outlet
32/32

Details:
Plastic tanks, Aluminium core
Oil Cooler 275mm

AR3003J

Mazda

MX-6, GE, Auto, 2.2Lt, 4cyl, 92 - 02



Core Dimensions
690 x 321 x 30, 2 Row

Inlet/Outlet
35/35


Details:
Plastic tanks, Copper Brass core
Oil Cooler 225mm

**JR3006J for
Aluminium/Plastic**

AR3217D

Mazda

Premacy, BJ, Auto, 1.8Lt, 03 - 06



Core Dimensions
350 x 680 x 27, 2 Row

Inlet/Outlet
28/28

Details:
Plastic tanks, Aluminium core

AR3117D

Mazda

Premacy, BJ, Manual, 1.8Lt, 03 - 06



Core Dimensions
350 x 690 x 18, 1 Row


Inlet/Outlet
28/28

Details:
Plastic tanks, Aluminium core

AR3017J

Mazda

Premacy, BJ, Auto, 1.8Lt, 01 - 05



Core Dimensions
355 x 690 x 18, 1 Row


Inlet/Outlet
28/28

Details:
Plastic tanks, Aluminium core
Oil Cooler 350mm

AR3300A

Mazda

RX7, FC, Auto, 1.3Lt, 86 - 89



Core Dimensions
435 x 550 x 32, 2 Row


Inlet/Outlet
36/36

Details:
Brass tanks, Copper Brass core
Oil Cooler 350mm 1 Sender port outlet tank

AR3039J

Mazda

RX8, FE, Auto, 1.3Lt, 04>



Core Dimensions
360 x 645 x 28, 1 Row


Inlet/Outlet
35/35

Details:
Plastic tanks, Aluminium core

AR3038J

Mazda

RX8, FE, Manual, 1.3Lt, 04>



Core Dimensions
360 x 650 x 27, 1 Row


Inlet/Outlet
35/35

Details:
Plastic tanks, Aluminium core
Oil Cooler 135mm

AR3029J

Mazda

Tribute, CD2, CU8, Auto, 2.3Lt, 4cyl, 01 - 06



Core Dimensions
700 x 466 x 27, 1 Row

Inlet/Outlet
35/35

Details:
Plastic tanks, Aluminium core
Oil Cooler 305mm

AR3021J

Mazda

Tribute, CD2, YU08, Auto, 3.0Lt, V6, 01 - 06



Core Dimensions
700 x 469 x 26, 1 Row

Inlet/Outlet
32/38

Details:
Plastic tanks, Aluminium core
Oil Cooler 305mm

AR4019J

Mercedes Benz

190 Series, 201, Auto, 2.6Lt, 86 - 93



Core Dimensions
554 x 440 x 32, 1 Row


Inlet/Outlet
31/31

Details:
Plastic tanks, Aluminium core
Oil Cooler 325mm

AR4018J

Mercedes Benz

190 Series, 201, Manual, 88 - 93



Core Dimensions
487 x 445 x 33, 2 Row

Inlet/Outlet
36/36

Details:
Plastic tanks, Copper Brass core

AR4025J

Mercedes Benz

190 Series, 201, Auto, 2.5Lt, V6, 85 - 90



Core Dimensions
575 x 450 x 32, 1 Row

Inlet/Outlet
35/35

Details:
Plastic tanks, Aluminium core
Oil Cooler 385mm

AR4020J

Mercedes Benz

190 Series, 201, Auto, 84 - 90



Core Dimensions
295 x 344 x 52, 3 Row


Inlet/Outlet
31/31

Details:
Plastic tanks, Copper Brass core
Oil Cooler 275mm

AR4125J

Mercedes Benz

190 Series, 201, Auto, 2.3Lt, 84 - 93



Core Dimensions
575 x 450 x 32, 1 Row

Inlet/Outlet
36/36

Details:
Plastic tanks, Aluminium core

AR4014J

Mercedes Benz

190 Series, 201, Auto, 83 - 93



Core Dimensions
580 x 370 x 32, 1 Row

Inlet/Outlet
35/35

Details:
Plastic tanks, Aluminium core
Oil Cooler 275mm

AR4028J

Mercedes Benz

200 Series, 126, Auto, 85 - 91



Core Dimensions
490 x 490 x 40, 1 Row


Inlet/Outlet
35/35

Details:
Plastic tanks, Aluminium core
Oil Cooler 375mm

AR4124J

Mercedes Benz

200 Series, 124, Auto, 2.3Lt, 92 - 97



Core Dimensions
490 x 490 x 40, 1 Row


Inlet/Outlet
35/35

Details:
Plastic tanks, Aluminium core
Oil Cooler 375mm

AR4024J

Mercedes Benz

200 Series, 124, Auto, 2.3Lt, 86 - 91



Core Dimensions
490 x 490 x 40, 1 Row


Inlet/Outlet
35/35

Details:
Plastic tanks, Aluminium core
Oil Cooler 375mm

AR4027J

Mercedes Benz

200 Series, 124, Auto, 2.4Lt, Diesel, 86 - 89



Core Dimensions
534 x 490 x 40, 1 Row


Inlet/Outlet
35/35

Details:
Plastic tanks, Aluminium core
Oil Cooler 375mm

AR4023J

Mercedes Benz

200 Series, 124, Auto, 2.3Lt, 86 - 88



Core Dimensions
535 x 490 x 40, 1 Row


Inlet/Outlet
35/35

Details:
Plastic tanks, Aluminium core
Oil Cooler 375mm

AR4026J

Mercedes Benz

200 Series, 124, Auto, 2.3Lt, 84 - 93



Core Dimensions
411 x 386 x 40, 2 Row

Inlet/Outlet
35/35

Details:
Plastic tanks, Copper Brass core
Oil Cooler 275mm

AR4174J

Mercedes Benz

200 Series, 123, Auto, 77 - 81



Core Dimensions
420 x 487 x 30, 2 Row

Inlet/Outlet
35/35

Details:
Plastic tanks, Copper Brass core
Oil Cooler 325mm

AR4176J

Mercedes Benz

200 Series, 123, Auto, 85 - 90



Core Dimensions
420 x 569 x 32, 2 Row


Inlet/Outlet
35/35

Details:
Plastic tanks, Copper Brass core
Oil Cooler 325mm

AR4115J

Mercedes Benz

300 Series, 140, Auto, 3.2Lt, 93 - 00



Core Dimensions
670 x 470 x 32, 1 Row


Inlet/Outlet
38/38 extra pipe

Details:
Plastic tanks, Aluminium core
Oil Cooler 315mm

AR4015J

Mercedes Benz

300 Series, 140, Auto, 3.2Lt, 91 - 93



Core Dimensions
667 x 467 x 32, 1 Row

Inlet/Outlet
39/39 extra pipe

Details:
Plastic tanks, Aluminium core
Oil Cooler 360mm

AR4505J

Mercedes Benz

300 Series, 129, Auto, 93 - 01



Core Dimensions
667 x 480 x 34, 2 Row 2 round tube

Inlet/Outlet
35/35 extra pipe 21mm

Details:
Plastic tanks, Aluminium core
Oil Cooler 275mm

AR4028J

Mercedes Benz

300 Series, 126, Auto, 3.0Lt, 85 - 91



Core Dimensions
490 x 490 x 40, 1 Row


Inlet/Outlet
35/35

Details:
Plastic tanks, Aluminium core
Oil Cooler 375mm

AR4021J

Mercedes Benz

300 Series, 126, Auto, 3.0Lt, 81 - 93



Core Dimensions
427 x 582 x 42, 1 Row


Inlet/Outlet
38/38

Details:
Plastic tanks, Aluminium core
Oil Cooler 333mm

AR4022J

Mercedes Benz

300 Series, 126, Auto, 3.0Lt, 80 - 91



Core Dimensions
425 x 668 x 40, 1 Row


Inlet/Outlet
38/38

Details:
Plastic tanks, Aluminium core
Oil Cooler 333mm

AR4029J

Mercedes Benz

300 Series, 124, Auto, 3.0Lt, Diesel, 88 - 95



Core Dimensions
614 x 490 x 40, 1 Row


Inlet/Outlet
35/35

Details:
Plastic tanks, Aluminium core
Oil Cooler 375mm

AR4023J

Mercedes Benz

300 Series, 124, Auto, 2.8Lt, 86 - 88



Core Dimensions
535 x 490 x 40, 1 Row


Inlet/Outlet
35/35

Details:
Plastic tanks, Aluminium core
Oil Cooler 375mm

AR4021J

Mercedes Benz

400 Series, 126, Auto, 4.2Lt, V8, 80 - 85



Core Dimensions
427 x 582 x 42, 1 Row


Inlet/Outlet
38/38

Details:
Plastic tanks, Aluminium core
Oil Cooler 333mm

AR4022J

Mercedes Benz

400 Series, 126, Auto, 4.2Lt, V8, 80 - 91



Core Dimensions
425 x 668 x 40, 1 Row


Inlet/Outlet
38/38

Details:
Plastic tanks, Aluminium core
Oil Cooler 333mm

AR4178J

Mercedes Benz

500 Series, 140, Auto, 5.0Lt, V8, 90 - 95



Core Dimensions
670 x 470 x 40, 1 Row

Inlet/Outlet
44/44

Details:
Plastic tanks, Aluminium core
Oil Cooler 315mm

AR4506J

Mercedes Benz

500 Series, 129, Auto, 5.0Lt, V8, 90 - 95



Core Dimensions
665 x 466 x 42, 2 Row


Inlet/Outlet
38/38 extra pipes 21mm & 8mm

Details:
Plastic tanks, Aluminium core
Oil Cooler 350mm

AR4021J

Mercedes Benz

500 Series, 126, Auto, 5.5Lt, V8, 80 - 85



Core Dimensions
427 x 582 x 42, 1 Row

Inlet/Outlet
38/38

Details:
Plastic tanks, Aluminium core
Oil Cooler 333mm

AR4022J

Mercedes Benz

500 Series, 126, Auto, 5.5Lt, V8, 80 - 91



Core Dimensions
425 x 668 x 40, 1 Row

Inlet/Outlet
38/38

Details:
Plastic tanks, Aluminium core
Oil Cooler 333mm

AR4083J

Mercedes Benz

A Class, 169, Manual, 1.5Lt, 04>



Core Dimensions
600 x 375 x 26, 1 Row

Inlet/Outlet
34/34

Details:
Plastic tanks, Aluminium core

AR4518J

Mercedes Benz

A Class, 169, Auto, 1.5Lt, 04>



Core Dimensions
650 x 406 x 26, 1 Row

Inlet/Outlet
35/35

Details:
Plastic tanks, Aluminium core

AR4106J

Mercedes Benz

A Class, 168, Auto, 98 - 03



Core Dimensions
600 x 350 x 24, 1 Row

Inlet/Outlet
32/32

Details:
Plastic tanks, Aluminium core
Oil Cooler 275mm

AR4006J

Mercedes Benz

A Class, 168, Auto, 98 - 03



Core Dimensions
602 x 350 x 24, 1 Row


Inlet/Outlet
32/32

Details:
Plastic tanks, Aluminium core
Oil Cooler 275mm

AR4518J

Mercedes Benz

B Class, 245, Auto, 2.0Lt, 04 - 07



Core Dimensions
650 x 406 x 26, 1 Row


Inlet/Outlet
35/35

Details:
Plastic tanks, Aluminium core

AR4508J

Mercedes Benz

C Class, 203, Auto, 2.0Lt, 1.8Lt, 00 - 07



Core Dimensions
649 x 415 x 27, 1 Row


Inlet/Outlet
42/42 clip on style

Details:
Plastic tanks, Aluminium core
Oil Cooler 315mm

AR4128J

Mercedes Benz

C Class, 202, Auto, 2.2Lt, 2.4Lt, 97 - 02



Core Dimensions
615 x 420 x 42, 1 Row


Inlet/Outlet
36/36 bypass 21mm

Details:
Plastic tanks, Aluminium core
Oil Cooler 210mm on grill side

AR4017J

Mercedes Benz

C Class, 202, Auto, 2.2Lt, 93 - 97



Core Dimensions
616 x 418 x 32, 1 Row


Inlet/Outlet
35/35

Details:
Plastic tanks, Aluminium core
Oil Cooler 280mm

AR4127J

Mercedes Benz

C Class, 202, Auto, 2.8Lt, V6, 93 - 00



Core Dimensions
620 x 420 x 40, 1 Row


Inlet/Outlet
35/35

Details:
Plastic tanks, Aluminium core
Oil Cooler 275mm

AR4128J

Mercedes Benz

CLK Class, 208, Auto, 2.0Lt, 2.3Lt, 97 - 02



Core Dimensions
615 x 420 x 42, 1 Row

Inlet/Outlet
36/36 bypass 21mm

Details:
Plastic tanks, Aluminium core
Oil Cooler 210mm on grill side

AR4187J

Mercedes Benz

E Class, 211, Auto & Manual, 2.6Lt, V6, 02 - 05



Core Dimensions
640 x 440 x 22, 1 Row


Inlet/Outlet
48/48 clip on style

Details:
Plastic tanks, Aluminium core
Oil Cooler 210mm

AR4129J

Mercedes Benz

E Class, 210, Auto, 5.4Lt, V8, 98 - 03



Core Dimensions
638 x 490 x 42, 2 Row


Inlet/Outlet
39/39

Details:
Plastic tanks, Aluminium core
Oil Cooler 315mm on grill side

AR4009J

Mercedes Benz

E Class, 210, Auto, 2.4Lt, V6, 98 - 02



Core Dimensions
640 x 490 x 32, 2 Row


Inlet/Outlet
39/39

Details:
Plastic tanks, Aluminium core
Oil Cooler 315mm

AR4069J

Mercedes Benz

E Class, 210, Manual, V6, 98 - 02



Core Dimensions
640 x 490 x 32, 2 Row

Inlet/Outlet
39/39

Details:
Plastic tanks, Aluminium core

AR4013J

Mercedes Benz

E Class, 210, Auto, 96 - 03



Core Dimensions
641 x 496 x 33, 1 Row


Inlet/Outlet
35/35

Details:
Plastic tanks, Aluminium core

AR4016J

Mercedes Benz

E Class, 210, Auto, 2.8Lt, 3.2Lt, 95 - 01



Core Dimensions
640 x 489 x 32, 1 Row


Inlet/Outlet
39/39

Details:
Plastic tanks, Aluminium core
Oil Cooler 315mm

AR4171J

Mercedes Benz

E Class, 210, Auto, 3.0Lt, Diesel, 95 - 99



Core Dimensions
640 x 490 x 40, 1 Row

***Oil cooler fittings on opposite side to inlet & outlet**


Inlet/Outlet
40/40

Details:
Plastic tanks, Aluminium core
Oil Cooler 315mm, 1 Male - 1 Female

AR4185J

Mercedes Benz

M Class, 163, Manual, 4WD, 2.7Lt, Diesel, 99 - 03



Core Dimensions
610 x 540 x 40, 1 Row


Inlet/Outlet
36/36

Details:
Plastic tanks, Aluminium core
Oil Cooler 200mm

AR4005J

Mercedes Benz

M Class, 163, Auto, 4WD 3.2Lt, V6, Petrol, 98 - 03



Core Dimensions
610 x 545 x 32, 1 Row

Inlet/Outlet
36/36

Details:
Plastic tanks, Aluminium core
2 Oil Coolers: 200mm & 305mm

AR4163J

Mercedes Benz

MB Class, MB1400, Manual, 2.3Lt, Petrol, 2.9Lt, Diesel, 99 - 05



Core Dimensions
455 x 600 x 45, 1 Row


Inlet/Outlet
34/34

Details:
Plastic tanks, Aluminium core

AR4189J

Mercedes Benz

S Class, 220, Auto & Manual, 5.0Lt, V8, 99 - 06



Core Dimensions
640 x 475 x 42, 2 Row


Inlet/Outlet
35/35 quick connect

Details:
Plastic tanks, Aluminium core
Oil Cooler 275mm

AR4199J

Mercedes Benz

S Class, 220, Manual, 5.0Lt, V8, 99 - 06



Core Dimensions
641 x 477 x 42, 1 Row

Inlet/Outlet
38/38 quick connect

Details:
Plastic tanks, Aluminium core
Bypass in outlet

AR4522J

Mercedes Benz

Smart, ForTwo, 08>



Core Dimensions
380 x 410 x 14, 1 Row

Inlet/Outlet
30/30

Details:
Aluminium tanks, Aluminium core

AR4515J

Mercedes Benz

Smart, 0.7Lt, 03>



Core Dimensions
530 x 286 x 24, 1 Row

Inlet/Outlet
34/34

Details:
Aluminum tanks, Aluminium core
1 Sender port

AR4192J

Mercedes Benz

Smart, Manual, 03>



Core Dimensions
380 x 340 x 14, 1 Row


Inlet/Outlet
30/30

Details:
Aluminium tanks, Aluminium core

AR4165J

Mercedes Benz

Sprinter, 902, Auto, 2.2Lt, 2.3Lt, Diesel, 00 - 06



Core Dimensions
680 x 405 x 42, 1 Row


Inlet/Outlet
42/42

Details:
Plastic tanks, Aluminium core
Oil Cooler 275mm

AR4169J

Mercedes Benz

Sprinter, 902, Auto, 2.2Lt, 2.3Lt, Diesel, 00 - 06



Core Dimensions
678 x 405 x 41, 1 Row


Inlet/Outlet
42/42 29mm Heater bypass

Details:
Plastic tanks, Aluminium core
Oil Cooler 275mm

AR4170J

Mercedes Benz

Sprinter, 902, Manual, 2.2Lt, 2.3Lt, Diesel, 00 - 06



Core Dimensions
680 x 405 x 42, 1 Row


Inlet/Outlet
42/42

Details:
Plastic tanks, Aluminium core
1 Sender port in overflow tank, extra pipe on overflow tank

AR4175J

Mercedes Benz

Sprinter, 902, Manual, 2.2Lt, 2.3Lt, Diesel, 00 - 06



Core Dimensions
680 x 405 x 42, 1 Row


Inlet/Outlet
42/42

Details:
Plastic tanks, Aluminium core
1 Sender port in overflow tank

AR4197J

Mercedes Benz

Sprinter, 902, Manual, 2.3Lt, Diesel, 95 - 00



Core Dimensions
570 x 480 x 42, 1 Row


Inlet/Outlet
42/42

Details:
Plastic tanks, Aluminium core

AR4523J

Mercedes Benz

Viano, 639, Auto, 05>



Core Dimensions
650 x 396 x 32, 1 Row

Inlet/Outlet
34/34

Details:
Plastic tanks, Aluminium core

AR4191J

Mercedes Benz

Vito, 639, Manual, 3.2Lt, V6, 04/05>



Core Dimensions
680 x 405 x 26, 1 Row


Inlet/Outlet
38/38 clip on style

Details:
Plastic tanks, Aluminium core

AR4166J

Mercedes Benz

Vito, 638, Auto, 2.2Lt, 2.3Lt, Diesel, 98 - 03



Core Dimensions
570 x 560 x 42, 1 Row

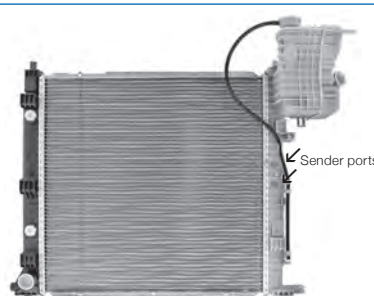
Inlet/Outlet
42/42

Details:
Plastic tanks, Aluminium core
Oil Cooler 300mm 2 Sender ports

AR4172J

Mercedes Benz

Vito, 638, Auto, 2.2Lt, 2.3Lt, Diesel, 98 - 03



Core Dimensions
570 x 560 x 42, 1 Row


Inlet/Outlet
42/42

Details:
Plastic tanks, Aluminium core
2 Sender ports inlet tank Oil Cooler 300mm

AR4177J

Mercedes Benz

Vito, 638, Auto, 2.2Lt, 2.3Lt, Diesel, 98 - 03



Core Dimensions
570 x 560 x 42, 1 Row


Inlet/Outlet
42/42

Details:
Plastic tanks, Aluminium core
Oil Cooler 300mm

AR4168J

Mercedes Benz

Vito, 638, Manual, 2.2Lt, 2.3Lt, Diesel, 96 - 03



Core Dimensions
570 x 550 x 23, 2 Row 2 round tubes


Inlet/Outlet
42/42 15mm pipe overflow tank

Details:
Plastic tanks, Aluminium core

AR4926J

MG

MGF, Roadster, Manual, 1.8Lt, 97 - 00



Core Dimensions
625 x 289 x 22, 1 Row


Inlet/Outlet
28/28

Details:
Plastic tanks, Aluminium core

AR4093J

Mini

Cooper, R56 & R57, Manual, 1.6Lt, 06 - 10



Core Dimensions
600 x 420 x 18, 1 Row

Inlet/Outlet
32/32

Details:
Plastic tanks, Aluminium core
8mm pipe top tank
Also Fits Countryman R60

AR4078J

Mini

Cooper, R50, Manual, 1.6Lt, 02 - 07



Core Dimensions
575 x 400 x 26, 1 Row


Inlet/Outlet
32/32

Details:
Plastic tanks, Aluminium core

AR4079J

Mini

Cooper, R50, Manual, 1.6Lt, 02 - 07



Core Dimensions
575 x 400 x 26, 1 Row


Inlet/Outlet
32/32

Details:
Plastic tanks, Aluminium core

AR4067J

Mini

Cooper, R50, Manual, 1.6Lt, 01 - 06



Core Dimensions
580 x 395 x 26, 1 Row

Inlet/Outlet
32/32

Details:
Plastic tanks, Aluminium core

AR3385J

Mitsubishi

Canter, Manual, 3.5Lt,



Core Dimensions
555 x 485 x 48, 3 Row

Inlet/Outlet
48/48

Details:
Plastic tanks, Aluminium core

AR3386J

Mitsubishi

Canter, Manual, 5.5Lt, 6.8Lt,



Core Dimensions
550 x 550 x 36, 1 Row


Inlet/Outlet
48/48

Details:
Plastic tanks, Aluminium core

AR8056J

Mitsubishi

Challenger, PA11, PA111, Auto, 3.0Lt, V6, 03 - 06



Core Dimensions
500 x 634 x 36, 2 Row


Inlet/Outlet
35/35

Details:
Plastic tanks, Aluminium core

AR8055J

Mitsubishi

Challenger, PA11, PA111, Manual, 3.0Lt, V6, 03 - 06



Core Dimensions
500 x 634 x 36, 2 Row


Inlet/Outlet
35/35

Details:
Plastic tanks, Aluminium core

AR8042J

Mitsubishi

Challenger, PA, Auto, 3.0Lt, V6, 96 - 01



Core Dimensions
425 x 635 x 25, 1 Row

Inlet/Outlet
35/35

Details:
Plastic tanks, Aluminium core
Oil Cooler 350mm

AR1813J*Mitsubishi*

Colt, RG, Auto, 1.5Lt, 05>



Core Dimensions
625 x 378 x 16, 1 Row

Inlet/Outlet
28/28

Details:
Plastic tanks, Aluminium core

AR8212J*Mitsubishi*

Colt, RG, Manual, 1.5Lt, 05>



Core Dimensions
625 x 370 x 16, 1 Row

Inlet/Outlet
28/28

Details:
Plastic tanks, Aluminium core

AR8025J*Mitsubishi*

Delica, L400, Auto, 2.0Lt, 2.4Lt, Petrol, 94 - 00




Core Dimensions
500 x 585 x 18, 1 Row

Inlet/Outlet
36/36

Details:
Plastic tanks, Aluminium core
Oil Cooler 300mm 1 Sender port outlet tank

AR8032J*Mitsubishi*

Delica, L300, Auto, 2.4Lt, Petrol, 89 - 95



Core Dimensions
400 x 585 x 44, 3 Row

Inlet/Outlet
35/35

Details:
Brass tanks, Copper Brass core
Straight outlet fitting

AR8011J*Mitsubishi*

Delica, L300, Manual, 2.0Lt, 86 - 89



Core Dimensions
400 x 585 x 44, 3 Row

Inlet/Outlet
35/35

Details:
Brass tanks, Copper Brass core

AR8025J*Mitsubishi*

Express, WA, Auto, 2.0Lt, 2.4Lt, Petrol, 94 - 00



Core Dimensions
500 x 585 x 18, 1 Row

Inlet/Outlet
36/36

Details:
Plastic tanks, Aluminium core
Oil Cooler 300mm 1 Sender port outlet tank

AR8026J

Mitsubishi

Express, WA, Manual, 2.0Lt, 2.4Lt, Petrol, 94 - 00



Core Dimensions
500 x 585 x 18, 1 Row

Inlet/Outlet
36/36

Details:
Plastic tanks, Aluminium core

AR8026J

Mitsubishi

Express, SF-SJ, Manual, 2.0Lt, 2.4Lt, Petrol, 94 - 00



Core Dimensions
500 x 585 x 18, 1 Row

Inlet/Outlet
36/36

Details:
Plastic tanks, Aluminium core

AR8025J

Mitsubishi

Express, SF-SJ, Auto, 2.0Lt, 2.4Lt, Petrol, 95 - 00



Core Dimensions
500 x 585 x 18, 1 Row


Inlet/Outlet
36/36

Details:
Plastic tanks, Aluminium core
Oil Cooler 300mm 1 Sender port outlet tank

AR8011J

Mitsubishi

Express, SF-SJ, Manual, 2.0Lt, 86 - 89



Core Dimensions
400 x 585 x 44, 3 Row

Inlet/Outlet
35/35

Details:
Brass tanks, Copper Brass core

AR8500J

Mitsubishi

Express, L300, Manual, 1.6Lt, 1.8Lt, 84 - 90



Core Dimensions
350 x 490 x 32, 2 Row


Inlet/Outlet
34/34

Details:
Brass tanks, Copper Brass core

AR8033J

Mitsubishi

Express, L300, Copper Brass Auto Straight Fitting, 89 - 95



Core Dimensions
400 x 588 x 32, 2 Row

Inlet/Outlet
35/35

Details:
Brass tanks, Copper core
Oil Cooler 250mm

AR8150J**Mitsubishi****FTO, Auto, 1.8Lt, 2.0Lt, 94 - 98****Core Dimensions**

325 x 700 x 32, 2 Row

Inlet/Outlet

35/35

Details:Plastic tanks, Copper Brass core
Oil Cooler 350mm**AR8138J****Mitsubishi****Galant, HH, Auto, 2.0Lt, 87 - 92****Core Dimensions**

375 x 668 x 32, 2 Row

Inlet/Outlet


35/35

Details:Plastic tanks, Copper Brass core
Oil Cooler 350mm 1 Sender port outlet tank**AR8138J****Mitsubishi****Galant, HG, Auto, 2.0Lt, 87 - 92****Core Dimensions**

375 x 668 x 32, 2 Row

Inlet/Outlet

35/35

Details:Plastic tanks, Copper Brass core
Oil Cooler 350mm 1 Sender port outlet tank**AR8050J****Mitsubishi****Lancer, CJ, Manual, 2.0Lt, Petrol, 07>****Core Dimensions**

700 x 402 x 16, 1 Row

Inlet/Outlet


35/35

Details:Plastic tanks, Aluminium core
Also JR8051J 22mm Thick**AR8022J****Mitsubishi****Lancer, CG-CH, Auto, 2.0Lt, Petrol, 02 - 05****Core Dimensions**

380 x 690 x 16, 1 Row

Inlet/Outlet

35/35

Details:Plastic tanks, Aluminium core
Oil Cooler 300mm 1 Sender port outlet tank**AR8023J****Mitsubishi****Lancer, CG-CH, Manual, 2.0Lt, Petrol, 02 - 05****Core Dimensions**

380 x 690 x 16, 1 Row

Inlet/Outlet

35/35

Details:Plastic tanks, Aluminium core
1 Sender port outlet tank
For performance version use JR8023HP

AR8061J**Mitsubishi****Lancer, Evo VII, Auto, 2.0Lt, Petrol, 99 - 01**

Core Dimensions
375 x 686 x 36, 2 Row

Inlet/Outlet
35/35


Details:
Plastic tanks, Aluminium core

AR8060J**Mitsubishi****Lancer, Evo VII, Manual, 2.0Lt, Petrol, 99 - 01**

Core Dimensions
375 x 686 x 36, 2 Row

Inlet/Outlet
35/35


Details:
Plastic tanks, Aluminium core
For performance version use JR8023HP

AR8005J**Mitsubishi****Lancer, CE, Auto, 1.5Lt, 1.8Lt, 96 - 00**

Core Dimensions
375 x 656 x 16, 1 Row

Inlet/Outlet
35/35

Details:
Plastic tanks, Aluminium core
Oil Cooler 300mm 2 Sender ports outlet tank
For performance version use JR8005HP

AR8006J**Mitsubishi****Lancer, CE, Manual, 1.5Lt, 1.8Lt, 96 - 00**

Core Dimensions
375 x 656 x 16, 1 Row

Inlet/Outlet
35/35


Details:
Plastic tanks, Aluminium core
2 Sender ports outlet tank

AR8285J**Mitsubishi****Lancer, CC, Manual, 1.5Lt, 1.6Lt, 92 - 96**

Core Dimensions
378 x 416 x 18, 1 Row

Inlet/Outlet
35/35

Details:
Plastic tanks, Copper Brass core

AR8319J**Mitsubishi****Lancer, CB-CC, Auto, 1.5Lt, 91 - 96**

Core Dimensions
375 x 658 x 28, 1 Row

Inlet/Outlet
35/35

Details:
Plastic tanks, Aluminium core
Oil Cooler 350mm 1 Sender port outlet tank

AR8320J

Mitsubishi

Lancer, CB-CC, Manual, 1.5Lt, 91 - 96



Core Dimensions
375 x 658 x 28, 1 Row

Inlet/Outlet
35/35

Details:
Plastic tanks, Aluminium core
1 Sender port outlet tank

AR8211J

Mitsubishi

Lancer, CA-CB, Auto, 1.5Lt, 1.6Lt, 89 - 92



Core Dimensions
375 x 668 x 32, 2 Row

Inlet/Outlet
35/35

Details:
Plastic tanks, Copper Brass core
Oil Cooler 350mm 1 Sender port outlet tank

AR8499J

Mitsubishi

Lancer, CA-CB, Manual, 1.5Lt, 1.6Lt, 88 - 92



Core Dimensions
375 x 668 x 16, 1 Row


Inlet/Outlet
28/35

Details:
Plastic tanks, Copper Brass core
1 Sender port outlet tank

AR8230J

Mitsubishi

Lancer, CA-CB, Manual, 1.5Lt, 1.6Lt, 88 - 92



Core Dimensions
375 x 668 x 32, 2 Row

Inlet/Outlet
35/35

Details:
Plastic tanks, Copper Brass core

AR8208J

Mitsubishi

Lancer, CA, Auto, 1.5Lt, 88 - 90



Core Dimensions
375 x 668 x 16, 1 Row

Inlet/Outlet
28/35

Details:
Plastic tanks, Copper Brass core
1 Sender port outlet tank

AR8209J

Mitsubishi

Lancer, CA, Manual, 1.5Lt, 88 - 90



Core Dimensions
375 x 668 x 16, 1 Row

Inlet/Outlet
35/35

Details:
Plastic tanks, Copper Brass core
1 Sender port outlet tank

AR8044J

Mitsubishi

Magna, TE, TF, TH, TJ, TL, TW, Auto, 2.4Lt, 3.0Lt, 3.5Lt, V6, 96 - 05



Core Dimensions
400 x 718 x 32, 2 Row

Inlet/Outlet
35/35

Details:
Plastic tanks, Copper Brass core

AR8144K

Mitsubishi

Magna, TE, TF, TH, TJ, TL, TW, Auto, 2.4Lt, 3.0Lt, 3.5Lt, V6, 96 - 05



Core Dimensions
400 x 718 x 32, 2 Row

Inlet/Outlet
35/35

Details:
Plastic tanks, Aluminium core

AR8144V

Mitsubishi

Magna, TE, TF, TH, TJ, TL, TW, Auto, 2.4Lt, 3.0Lt, 3.5Lt, V6, 96 - 05



Core Dimensions
400 x 718 x 27, 1 Row

Inlet/Outlet
35/35

Details:
Plastic tanks, Aluminium core

AR8002J

Mitsubishi

Magna, TR-TS, Auto, 2.6Lt, 3.0Lt, V6, 91 - 96



Core Dimensions
400 x 718 x 32, 2 Row

Inlet/Outlet
35/35

Details:
Plastic tanks, Copper Brass core
Oil Cooler 355mm 2 Sender ports outlet tank

AR8302J

Mitsubishi

Magna, TR-TS, Auto, 2.6Lt, 3.0Lt, V6, 91 - 96



Core Dimensions
400 x 718 x 27, 1 Row

Inlet/Outlet
35/35

Details:
Plastic tanks, Aluminium core

AR8302V

Mitsubishi

Magna, TR-TS, Auto, 2.6Lt, 3.0Lt, V6, 91 - 96



Core Dimensions
400 x 718 x 27, 1 Row

Inlet/Outlet
35/35

Details:
Plastic tanks, Aluminium core

AR8210J**Mitsubishi****Magna, TP, Auto, 2.4Lt, 89 - 91****Core Dimensions**


375 x 648 x 32, 2 Row

Inlet/Outlet

35/35

Details:


Brass tanks, Copper Brass core

AR8005J**Mitsubishi****Mirage, CE, Auto, 1.5Lt, 96 - 00****Core Dimensions**

375 x 656 x 16, 1 Row

Inlet/Outlet


35/35

Details:Plastic tanks, Aluminium core
Oil Cooler 300mm 2 Sender ports outlet tank**AR8006J****Mitsubishi****Mirage, CE, Manual, 1.5Lt, 1.8Lt, 96 - 00****Core Dimensions**

375 x 656 x 16, 1 Row

Inlet/Outlet


35/35

Details:Plastic tanks, Aluminium core
2 Sender ports outlet tank**AR8034D****Mitsubishi****Nimbus, UG, Auto, 2.4Lt, 99 - 04****Core Dimensions**

450 x 715 x 16, 1 Row

Inlet/Outlet

35/35

Details:Plastic tanks, Aluminium core
Oil Cooler 375mm**AR8035D****Mitsubishi****Nimbus, UG, Manual, 2.4Lt, 99 - 04****Core Dimensions**


450 x 715 x 16, 1 Row

Inlet/Outlet

35/35

Details:

Plastic tanks, Aluminium core


AR8115D**Mitsubishi****Nimbus, UF, Auto, 2.4Lt, 92 - 97****Core Dimensions**

375 x 660 x 27, 1 Row

Inlet/Outlet

35/35


Details:Plastic tanks, Aluminium core
Oil Cooler 375mm 1 Sender port outlet tank

AR8050J**Mitsubishi****Outlander, Manual, 07>**

Core Dimensions
700 x 402 x 16, 1 Row

Inlet/Outlet
35/35


Details:
Plastic tanks, Aluminium core
Also JR8051J 22mm Thick

AR8054J**Mitsubishi****Pajero, NM, NP, Auto, 3.5Lt, V6, 02 - 06**

Core Dimensions
525 x 695 x 25, 1 Row

Inlet/Outlet
35/35


Details:
Plastic tanks, Aluminium core

AR8091J**Mitsubishi****Pajero, NM, NP, Auto, 3.5Lt, V6, 99 - 04**

Core Dimensions
500 x 695 x 25, 1 Row

Inlet/Outlet
35/35

Details:
Plastic tanks, Aluminum core

AR8009J**Mitsubishi****Pajero, NH-NL, Auto, 3.5Lt, V6, 93 - 00**

Core Dimensions
475 x 595 x 32, 2 Row

Inlet/Outlet
35/35


Details:
Brass tanks, Copper Brass core
Oil Cooler 295mm

AR8012J**Mitsubishi****Pajero, NH-NL, Auto, 3.0Lt, 3.5Lt, V6, 94 - 00**

Core Dimensions
500 x 600 x 42, 3 Row

Inlet/Outlet
35/35

Details:
Plastic tanks, Aluminium core
Oil Cooler 300mm

AR8069J**Mitsubishi****Triton, MK, Auto, 2.8Lt, Diesel, 96 - 06**

Core Dimensions
425 x 598 x 42, 1 Row

Inlet/Outlet
35/35

Details:
Plastic tanks, Aluminium core

AR8010J**Mitsubishi****Pajero, NH-NL, Manual, 3.0Lt, 3.5Lt, V6, 94 - 00**

Core Dimensions
500 x 600 x 42, 3 Row

Inlet/Outlet
35/35

Details:
Plastic tanks, Aluminium core

AR8012J**Mitsubishi****Pajero, NH-NL, Manual, 3.0Lt, 3.5Lt, V6, 94 - 00**

Core Dimensions
500 x 598 x 42, 2 Row

Inlet/Outlet
35/35


Details:
Plastic tanks, Aluminium core
Oil Cooler 300mm

AR8008J**Mitsubishi****Pajero, NH-NK, Auto, 3.0Lt, V6, 91 - 97**

Core Dimensions
427 x 590 x 32, 2 Row

Inlet/Outlet
35/35


Details:
Brass tanks, Copper Brass core
Oil Cooler 297mm

AR8031D**Mitsubishi****Pajero, ND-NG, Auto, 2.6Lt, 87 - 91**

Core Dimensions
400 x 598 x 16, 1 Row

Inlet/Outlet
35/35


Details:
Brass tanks, Copper Brass core

AR8131J**Mitsubishi****Pajero, ND-NG, Auto, 2.6Lt, 87 - 91**

Core Dimensions
400 x 602 x 21, 1 Row

Inlet/Outlet
35/35

Details:
Brass tanks, Copper Brass core

AR8046J**Mitsubishi****Pajero, IO, QA, Auto, 2.0Lt, 99 - 02**

Core Dimensions
425 x 660 x 25, 1 Row

Inlet/Outlet
35/35

Details:
Plastic tanks, Aluminium core

AR8047J

Mitsubishi

Pajero, IO, QA, Manual, 2.0Lt, 99 - 02



Core Dimensions
423 X 660 X 16, 1 Row


Inlet/Outlet
35/35

Details:
Plastic tanks, Aluminium core

AR8159J

Mitsubishi

Triton, ML, Auto, 3.2Lt, TD, 06>



Core Dimensions
524 x 630 x 27, 1 Row

Inlet/Outlet
35/35

Details:
Plastic tanks, Aluminium core

AR8059J

Mitsubishi

Triton, ML, Auto, 3.5Lt, V6, Petrol, 06>



Core Dimensions
524 x 630 x 16, 1 Row


Inlet/Outlet
35/35

Details:
Plastic tanks, Aluminium core
Oil Cooler 350mm

AR8158J

Mitsubishi

Triton, ML, Manual, 3.5Lt, V6, Petrol, 06>



Core Dimensions
524 x 630 x 16, 1 Row

Inlet/Outlet
35/35

Details:
Plastic tanks, Aluminium core

AR8057J

Mitsubishi

Triton, ML, Manual, 3.2Lt, Diesel, 06>



Core Dimensions
524 x 630 x 26, 1 Row


Inlet/Outlet
35/35

Details:
Plastic tanks, Aluminium core

AR8058J

Mitsubishi

Triton, ML, Manual, 2.4Lt, 4cyl, Petrol, 06>




Core Dimensions
524 x 630 x 16, 1 Row

Inlet/Outlet
35/35

Details:
Plastic tanks, Aluminium core

AR8027J*Mitsubishi*

Triton, MJ, Manual, 2.6Lt, 96 - 01



Core Dimensions
400 x 590 x 32, 2 Row

Inlet/Outlet
35/35

Details:
Brass tanks, Copper Brass core
Oil Cooler 350mm

AR8053J*Mitsubishi*

Triton, MK, Manual, 2.8Lt, Diesel, 96 - 06




Core Dimensions
375 x 600 x 27, 1 Row

Inlet/Outlet
35/35

Details:
Plastic tanks, Aluminum core

AR8031D*Mitsubishi*

Triton, MF-MH, Auto, 2.5Lt, 87 - 91




Core Dimensions
400 x 598 x 16, 1 Row

Inlet/Outlet
35/35

Details:
Brass tanks, Copper Brass core

AR8131J*Mitsubishi*

Triton, MF-MH, Auto, 2.5Lt, 87 - 91



Core Dimensions
400 x 602 x 21, 1 Row

Inlet/Outlet
35/35

Details:
Brass tanks, Copper Brass core

AR8024J*Mitsubishi*

Triton, MF, Auto, 2.5Lt, 85 - 88



Core Dimensions
425 x 595 x 32, 2 Row

Inlet/Outlet
35/35

Details:
Brass tanks, Copper Brass core
Oil Cooler 300mm

AR8044J*Mitsubishi*

Verada, KE, KF, KH, KJ, KL, KW, Auto, 3.5Lt, V6, 00 - 02



Core Dimensions
400 x 718 x 32, 2 Row

Inlet/Outlet
35/35

Details:
Plastic tanks, Copper Brass core

AR8144K

Mitsubishi

Verada, KE, KF, KH, KJ, KL, KW, Auto, 3.5Lt, V6, 96 - 05



Core Dimensions
400 x 718 x 32, 2 Row

Inlet/Outlet
35/35

Details:
Plastic tanks, Aluminium core

AR8144V

Mitsubishi

Verada, KE, KF, KH, KJ, KL, KW, Auto, 3.5Lt, V6, 96 - 05



Core Dimensions
400 x 718 x 27, 1 Row

Inlet/Outlet
35/35

Details:
Plastic tanks, Aluminium core

AR8002J

Mitsubishi

Verada, KR, KS, Auto, 2.6Lt, 3.0Lt, V6, 91 - 96



Core Dimensions
400 x 720 x 32, 2 Row

Inlet/Outlet
35/35

Details:
Plastic tanks, Copper Brass core
Oil Cooler 355mm 2 Sender ports outlet tank

AR8302J

Mitsubishi

Verada, KR, KS, Auto, 2.6Lt, 3.0Lt, V6, 91 - 96



Core Dimensions
400 x 718 x 27, 1 Row

Inlet/Outlet
35/35

Details:
Plastic tanks, Aluminium core

AR8302V

Mitsubishi

Verada, KR, KS, Auto, 2.6Lt, 3.0Lt, V6, 91 - 96



Core Dimensions
400 x 718 x 27, 1 Row

Inlet/Outlet
35/35

Details:
Plastic tanks, Aluminium core

AR6213J

Nissan


200SX, S14, Auto, 2.0Lt, 94 - 00



Core Dimensions
360 x 645 x 25, 1 Row

Inlet/Outlet
36/36

Details:
Plastic tanks, Aluminium core
Oil Cooler 350mm

AR6295J*Nissan***200SX, S14, Manual, 2.0Lt, 94 - 00****Core Dimensions**


360 x 645 x 25, 1 Row

Inlet/Outlet

36/36

Details:

Plastic tanks, Aluminium core

For performance version use JR6295HP**AR6027J***Nissan***300ZX, Z32, Auto, 3.0Lt, V6, 89 - 96****Core Dimensions**

398 x 690 x 26, 1 Row

Inlet/Outlet

35/35

Details:

Plastic tanks, Aluminium core

Oil Cooler 300mm

AR6214J*Nissan***300ZX, Z32, Auto, 3.0Lt, V6, 89 - 94****Core Dimensions**

500 x 458 x 25, 1 Row


Inlet/Outlet

35/35

Details:

Plastic tanks, Aluminium core

Oil Cooler 250mm

For performance version use JR6214HP**AR6830J***Nissan***350Z, Z33, Auto, 3.5Lt, V6, 07>****Core Dimensions**


400 x 729 x 16, 1 Row

Inlet/Outlet

35/35

Details:

Plastic tanks, Aluminium core

AR6831J*Nissan***350Z, Z33, Manual, 3.5Lt, V6, 07>****Core Dimensions**

400 x 729 x 16, 1 Row

Inlet/Outlet

35/35

Details:

Plastic tanks, Aluminium core

AR6040J*Nissan***Bluebird, U13, Manual, 2.4Lt, 93 - 97****Core Dimensions**


380 x 690 x 18, 1 Row

Inlet/Outlet

35/35

Details:

Plastic tanks, Aluminium core

AR6023J*Nissan***Bluebird, U13, Auto, 2.4Lt, 91 - 97**

Core Dimensions
380 x 688 x 26, 1 Row

Inlet/Outlet
35/35

Details:
Plastic tanks, Aluminium core
Oil Cooler 300mm

AR6024J*Nissan***Bluebird, U13, Manual, 2.4Lt, 91 - 97**

Core Dimensions
380 x 688 x 26, 1 Row

Inlet/Outlet
35/35

Details:
Plastic tanks, Aluminium core

AR6829J*Nissan***Dualis, J10, Auto, 07>**

Core Dimensions
590 x 433 x 27, 1 Row

Inlet/Outlet
35/35


Details:
Plastic tanks, Aluminium core
8mm pipe top r/h tank

AR6052J*Nissan***Maxima, J31, Auto, 3.0Lt, V6, 03 - 07**

Core Dimensions
400 x 738 x 30, 1 Row

Inlet/Outlet
35/35

Details:
Plastic tanks, Aluminium core
Oil Cooler 375mm

AR6017J*Nissan***Maxima, A32, Auto, 2.0Lt, some 3.0Lt, 94 - 98**

Core Dimensions
400 x 690 x 26, 1 Row

Inlet/Outlet
35/35


Details:
Plastic tanks, Aluminium core
Oil Cooler 300mm

AR6020J*Nissan***Maxima, A30, Auto, 3.0Lt, V6, 88 - 94**

Core Dimensions
400 x 685 x 26, 1 Row

Inlet/Outlet
35/35

Details:
Plastic tanks, Aluminium core
Oil Cooler 300mm 1 Sender port outlet tank

AR6832J*Nissan***Micra, K12, Auto, 1.4Lt, 07>**

Core Dimensions
380 x 448 x 16, 1 Row

Inlet/Outlet
28/28


Details:
Plastic tanks, Aluminium core

AR6011J*Nissan***Micra, K11, Auto, 1.3Lt, 95 - 98**

Core Dimensions
378 x 360 x 27, 1 Row

Inlet/Outlet
28/28


Details:
Plastic tanks, Aluminium core
Oil Cooler 200mm

AR6010J*Nissan***Micra, K11, Manual, 1.3Lt, 95 - 98**

Core Dimensions
378 x 360 x 27, 1 Row

Inlet/Outlet
28/28

Details:
Plastic tanks, Aluminium core

AR6833J*Nissan***Murano, Z51 Series, Auto, 3.5Lt, 09>**

Core Dimensions
672 x 454 x 16, 1 Row

Inlet/Outlet
35/35


Details:
Plastic tanks, Aluminium core

AR6835J*Nissan***Murano, Auto, 05 - 09**

Core Dimensions
450 x 728 x 27, 2 Row

Inlet/Outlet
35/35

Details:
Plastic tanks, Aluminium core

AR6055J*Nissan***Navara, D40, Auto, 4.0Lt, Petrol, V6, 05 - 08**

Core Dimensions
600 x 686 x 36, 2 Row

Inlet/Outlet
35/35

Details:
Plastic tanks, Aluminium core

AR6056J

Nissan

Navara, D40, Manual, 4.0Lt, Petrol, V6, 05 - 08



Core Dimensions
600 x 686 x 36, 2 Row

Inlet/Outlet
35/35

Details:
Plastic tanks, Aluminium core

AR6826J

Nissan

Navara, D22, Auto, 3.0Lt, Turbo Diesel, 00 - 05



Core Dimensions
450 x 688 x 28, 1 Row


Inlet/Outlet
35/35

Details:
Plastic tanks, Aluminium core
Oil Cooler 300mm

AR6022J

Nissan

Navara, D22, Auto, 2.4Lt, 97 - 02



Core Dimensions
450 x 690 x 27, 1 Row


Inlet/Outlet
35/35

Details:
Plastic tanks, Aluminium core
Oil Cooler 375mm

AR6035J

Nissan

Navara, D22, Auto, 3.0Lt, Turbo Diesel, 97 - 02



Core Dimensions
450 x 690 x 32, 1 Row


Inlet/Outlet
35/35

Details:
Plastic tanks, Aluminium core
Oil Cooler 375mm

AR6026J

Nissan

Navara, D22, Manual, 2.7Lt, 97 - 04



Core Dimensions
450 x 690 x 36, 1 Row

Inlet/Outlet
35/35

Details:
Plastic tanks, Aluminium core

AR6007J

Nissan

Navara, D21, Manual, 2.7Lt, 96 - 01



Core Dimensions
427 x 645 x 26, 1 Row

Inlet/Outlet
35/35

Details:
Plastic tanks, Aluminium core

*JR6106A = 2 rows,
Copper Brass core

AR6006J*Nissan*

Navara, D21, Auto, 2.7Lt, 96 - 01

**Core Dimensions**

427 x 645 x 26, 1 Row

Inlet/Outlet

35/35

Details:Plastic tanks, Aluminium core
Oil Cooler 300mm**AR6028J***Nissan*

Navara, D21, Auto, 3.0Lt, V6, 92 - 95

**Core Dimensions**

500 x 690 x 27, 1 Row

Inlet/Outlet

37/37

Details:Plastic tanks, Aluminium core
Oil Cooler 375mm**AR6106J***Nissan*

Navara, D21, Auto, 2.4Lt, Petrol, 88 - 96

**Core Dimensions**

430 x 635 x 32, 2 Row

Inlet/Outlet

34/34

Details:Brass tanks, Copper Brass core
Oil Cooler 300mm***Use JR6007J for
Aluminium/Plastic****AR6339J***Nissan*

Navara, D21, Manual, 2.7Lt, 86 - 98

**Core Dimensions**

430 x 645 x 25, 1 Row

Inlet/Outlet


36/36

Details:

Plastic tanks, Aluminium core

AR6057J*Nissan*

Pathfinder, R51, Auto, 2.5Lt, Diesel, 05>

**Core Dimensions**

600 x 686 x 36, 2 Row

Inlet/Outlet

35/35

Details:Plastic tanks, Aluminium core
For Thailand model use JR6060J**AR6058J***Nissan*

Pathfinder, R51, Manual, 2.5Lt, Diesel, 05>

**Core Dimensions**

600 x 686 x 36, 2 Row

Inlet/Outlet

35/35

Details:Plastic tanks, Aluminium core
For Thailand model use JR6061J

AR6826J

Nissan

Pathfinder, R50, Auto, 3.0Lt, Turbo Diesel, 00 - 05



Core Dimensions
450 x 688 x 28, 1 Row


Inlet/Outlet
35/35

Details:
Plastic tanks, Aluminium core
Oil Cooler 300mm

AR6035J

Nissan

Pathfinder, R50, Auto, 3.0Lt, Turbo Diesel, 97 - 02



Core Dimensions
450 x 690 x 32, 1 Row


Inlet/Outlet
35/35

Details:
Plastic tanks, Aluminium core
Oil Cooler 375mm

AR6026J

Nissan

Pathfinder, R50, Manual, 97 - 04



Core Dimensions
450 x 690 x 36, 1 Row

Inlet/Outlet
35/35

Details:
Plastic tanks, Aluminium core

AR6006J

Nissan

Pathfinder, D21, Auto, 2.7Lt, 96 - 01



Core Dimensions
427 x 645 x 26, 1 Row

Inlet/Outlet
35/35

Details:
Plastic tanks, Aluminium core
Oil Cooler 300mm

AR6007J

Nissan

Pathfinder, D21, Manual, 2.7Lt, 96 - 01



Core Dimensions
427 x 645 x 26, 1 Row

*JR6106A = 2 rows,
Copper Brass core


Inlet/Outlet
35/35

Details:
Plastic tanks, Aluminium core

AR6028J

Nissan

Pathfinder, D21, Auto, 3.0Lt, V6, 92 - 95



Core Dimensions
500 x 690 x 27, 1 Row

Inlet/Outlet
37/37

Details:
Plastic tanks, Aluminium core
Oil Cooler 375mm

AR6106J

Nissan

Pathfinder, D21, Auto, 2.4Lt, Petrol, 88 - 96



Core Dimensions
430 x 635 x 32, 2 Row

***Use JR6007J for Aluminium/Plastic**

Inlet/Outlet
34/34

Details:
Brass tanks, Copper Brass core
Oil Cooler 300mm

AR6339J

Nissan

Pathfinder, D21, Manual, 2.7Lt, Diesel, 86 - 95



Core Dimensions
430 x 645 x 25, 1 Row

Inlet/Outlet
36/36

Details:
Plastic tanks, Aluminium core

AR6051J

Nissan

Patrol, GU, Auto, 4.5Lt, 4.8Lt, Petrol, 96 - 02



Core Dimensions
630 x 570 x 32, 2 Row


Inlet/Outlet
35/35

Details:
Plastic tanks, Aluminium core
Also JR6054J Manual

AR6036J

Nissan

Patrol, GU, Auto, 2.8Lt, 3.0Lt, Turbo Diesel, 97 - 02



Core Dimensions
450 x 895 x 32, 1 Row


Inlet/Outlet
35/35

Details:
Plastic tanks, Aluminium core
Oil Cooler 375mm

AR6013J

Nissan

Patrol, GU, Manual, 2.8Lt, 3.0Lt, Turbo Diesel, 97 - 02



Core Dimensions
450 x 895 x 32, 1 Row

Inlet/Outlet
35/35

Details:
Plastic tanks, Aluminum core
Overflow pipe

AR6046J

Nissan


Patrol, GQ Series, Auto, 4.2Lt, Diesel, 88 - 97



Core Dimensions
740 x 460 x 32, 2 Row

Inlet/Outlet
40/40

Details:
Brass tanks, Copper Brass core
Sensor plug outlet tank
JR6146J for 3 Row

AR6045J*Nissan***Patrol, GQ Series, Manual, 4.2Lt, Diesel, 88 - 97**

Core Dimensions
740 x 460 x 32, 2 Row

Inlet/Outlet
40/40

Details:
Brass tanks, Copper Brass core
Sensor plug inlet tank
JR6145J for 3 Row

AR6049J*Nissan***Patrol, GQ Series, Auto, 4.2Lt, Petrol, 88 - 97**

Core Dimensions
740 x 460 x 32, 2 Row

Inlet/Outlet
35/38

Details:
Brass tanks, Copper Brass core
Sensor plug outlet tank
JR6149J for 3 Row

AR6048J*Nissan***Patrol, GQ Series, Manual, 4.2Lt, Petrol, 88 - 97**

Core Dimensions
740 x 460 x 32, 2 Row

Inlet/Outlet
35/38

Details:
Brass tanks, Copper Brass core
JR6148J for 3 Row

AR6041J*Nissan***Patrol, MQ, Manual, 2.8Lt, Petrol, 80 - 88**

Core Dimensions
640 x 440 x 48, 3 Row

Inlet/Outlet
35/35

Details:
Brass tanks, Copper Brass core

AR6042J*Nissan***Patrol, MQ, Manual, 3.3Lt, Diesel, 80 - 88**

Core Dimensions
640 x 440 x 48, 3 Row

Inlet/Outlet
44/44

Details:
Brass tanks, Copper Brass core

AR6043J*Nissan***Patrol, MQ, Manual, 4.0Lt, Petrol, 80 - 88**

Core Dimensions
640 x 440 x 48, 3 Row


Inlet/Outlet
44/44

Details:
Brass tanks, Copper Brass core

AR6002J

Nissan

Pintara, U12, Auto, 2.4Lt, 89 - 92



Core Dimensions
382 x 690 x 26, 1 Row


Inlet/Outlet
35/35

Details:
Plastic tanks, Aluminium core
Oil Cooler 302mm

AR6032J

Nissan

Pintara, U12, Manual, 2.4Lt, 89 - 92



Core Dimensions
382 x 690 x 26, 1 Row


Inlet/Outlet
35/35

Details:
Plastic tanks, Aluminium core

AR6003J

Nissan

Pintara, R31, Auto, 2.0Lt, 86 - 92



Core Dimensions
407 x 642 x 32, 2 Row

Inlet/Outlet
35/35

Details:
Plastic tanks, Aluminium core
Oil Cooler 300mm

Inlet Tank: RT 6003
O'ring: OR 6003

AR6018J

Nissan

Pulsar, N16, Auto, 1.6Lt, 1.8Lt, 00 - 05



Core Dimensions
360 x 690 x 26, 1 Row

Inlet/Outlet
28/28


Details:
Plastic tanks, Aluminium core
Oil Cooler 300mm

***Jayrad N16 models replace Japanese radiator with 2 fan mounts on top tank. UK model has 3 fan mounts on top tank**

AR6038J

Nissan

Pulsar, N16, Auto, 1.6Lt, 1.8Lt, 00 - 05



Core Dimensions
360 x 690 x 16, 1 Row

Inlet/Outlet
28/28

Details:
Plastic tanks, Aluminium core

AR6021J

Nissan

Pulsar, N16, Manual, 1.6Lt, 1.8Lt, 00 - 05




Core Dimensions
360 x 690 x 26, 1 Row

Inlet/Outlet
28/28

Details:
Plastic tanks, Aluminium core
Oil Cooler 300mm


***Jayrad N16 models replace Japanese radiator with 2 fan mounts on top tank. UK model has 3 fan mounts on top tank**

AR6039J*Nissan***Pulsar, N16, Manual, 1.6Lt, 1.8Lt, 00 - 05**

Core Dimensions
360 x 687 x 16, 1 Row

Inlet/Outlet
28/28


Details:
Plastic tanks, Aluminium core

AR6025J*Nissan***Pulsar, N14, N15, Manual, 1.6Lt, 2.0Lt, 91 - 00**

Core Dimensions
322 x 648 x 26, 1 Row

Inlet/Outlet
28/28


Details:
Plastic tanks, Aluminium core

AR6005J*Nissan***Pulsar, N14, N15, Auto, 1.6Lt, 1.8Lt, 91 - 00**

Core Dimensions
322 x 648 x 26, 1 Row

Inlet/Outlet
28/28


Details:
Plastic tanks, Aluminium core
Oil Cooler 300mm

AR6001J*Nissan***Pulsar, N14, N15, Auto, 2.0Lt, 91 - 00**

Core Dimensions
322 x 648 x 26, 1 Row

Inlet/Outlet
35/35

Details:
Plastic tanks, Aluminium core
Oil Cooler 300mm

AR6000J*Nissan***Pulsar, N14, N15, Manual, 2.0Lt, 91 - 00**

Core Dimensions
322 x 648 x 26, 1 Row

Inlet/Outlet
35/35

Details:
Plastic tanks, Aluminium core

AR6150J*Nissan***Pulsar, N13, Auto, 1.8Lt, 1.6Lt, 87 - 91**

Core Dimensions
588 x 347 x 30, 2 Row

Inlet/Outlet
35/35

Details:
Brass tanks, Copper Brass core
Oil Cooler 180mm

AR6204J

Nissan

Pulsar, N13, Auto, 1.8Lt, 1.6Lt, 87 - 91



Core Dimensions
589 x 345 x 32, 2 Row

Inlet Tank: RT 6004
Outlet Tank: OR 6004


Inlet/Outlet
36/36

Details:
Plastic tanks, Aluminium core
Oil Cooler 180mm

AR6112A

Nissan

Pulsar, N12, Manual, 1.6Lt, 83 - 86



Core Dimensions
330 x 470 x 32, 2 Row

Inlet/Outlet
28/28

Details:
Brass tanks, Copper Brass core
1 Sender port outlet tank

AR6700J

Nissan

Silvia, Auto, 1.8Lt, 2.0Lt, 88 - 91



Core Dimensions
360 x 645 x 16, 1 Row

Inlet/Outlet
33/33

Details:
Plastic tanks, Aluminium core
Oil Cooler 300mm
For performance version use JR6700HP

AR6772J

Nissan

Skyline, R33, Auto, 2.0Lt, 2.5Lt, 95 - 99



Core Dimensions
400 x 646 x 25, 1 Row


Inlet/Outlet
36/36

Details:
Plastic tanks, Aluminium core
Oil Cooler 350mm 1 Sender port outlet tank

AR6773J

Nissan

Skyline, R33, Manual, 2.0Lt, 2.5Lt, 95 - 99



Core Dimensions
400 x 645 x 25, 1 Row


Inlet/Outlet
36/36

Details:
Plastic tanks, Aluminium core
1 Sender port outlet tank
For performance version use JR6773HP

AR6771J

Nissan

Skyline, R32, Auto, GTR Twin Turbo, 89 - 94



Core Dimensions
382 x 649 x 25, 2 Row


Inlet/Outlet
36/36

Details:
Plastic tanks, Copper Brass core

AR6770J

Nissan

Skyline, R32, Manual, GTR Twin Turbo, 89 - 94



Core Dimensions
381 x 649 x 25, 2 Row

Inlet/Outlet
36/36

Details:
Plastic tanks, Copper Brass core
For performance version use JR6770HP

AR6003J

Nissan

Skyline, R31, Auto, 6cyl, 86 - 91



Core Dimensions
407 x 642 x 32, 2 Row

Inlet/Outlet
35/35


Details:
Plastic tanks, Aluminium core
Oil Cooler 300mm

Inlet Tank: RT 6003
O'ring: OR 6003

AR6775J

Nissan

Terrano II, R20, Auto, 2.4Lt, 2.7Lt, 03 - 06



Core Dimensions
452 x 691 x 25, 2 Row


Inlet/Outlet
36/36

Details:
Plastic tanks, Copper Brass core

AR6776J

Nissan

Tiida, C11, Auto, 1.8Lt, 06>



Core Dimensions
380 x 591 x 16, 1 Row

Inlet/Outlet
35/35

Details:
Plastic tanks, Aluminium core

AR6828J

Nissan

X-Trail, T31, Auto & Manual, 2.5Lt, 07>



Core Dimensions
452 x 686 x 25, 1 Row


Inlet/Outlet
35/35

Details:
Plastic tanks, Aluminium core

AR6827J

Nissan

X-Trail, T31, Manual, 2.0Lt, 07>



Core Dimensions
450 x 686 x 16, 1 Row

Inlet/Outlet
35/35

Details:
Plastic tanks, Aluminium core

AR6030J*Nissan***X-Trail, T30, Auto, 2.5Lt, 01 - 07****Core Dimensions**

450 x 692 x 28, 1 Row

Inlet/Outlet


33/33

Details:Plastic tanks, Aluminium core
Plate Oil Cooler 70mm**AR6034J***Nissan***X-Trail, T30, Auto, 2.5Lt, 00 - 07****Core Dimensions**

450 x 686 x 16, 1 Row

Inlet/Outlet


35/35

Details:Plastic tanks, Aluminium core
With wide oil cooler fittings**AR4151J***Peugeot***206, Manual, 1.6Lt, 01 - 06****Core Dimensions**

377 x 560 x 27, 1 Row

Inlet/Outlet

32/47 outlet clip on style

Details:Plastic tanks, Aluminium core
with overflow adaptor**AR4149J***Peugeot***206, Auto & Manual, 1.6Lt, 1.4Lt, 99 - 07****Core Dimensions**

380 x 560 x 27, 1 Row

Inlet/Outlet


34/34

Details:Plastic tanks, Aluminium core
with overflow adaptor**AR4147J***Peugeot***206, Manual, 1.6Lt, 1.4Lt, 99 - 07****Core Dimensions**

380 x 550 x 16, 1 Row

Inlet/Outlet

32/32

Details:Plastic tanks, Aluminium core
1 Sender port inlet tank**AR4519J***Peugeot***207, Manual, 1.6Lt, 07>****Core Dimensions**

378 x 558 x 28, 1 Row

Inlet/Outlet

32/32

Details:

Plastic tanks, Aluminium core

AR4141J

Peugeot

306, N5, Auto, 1.8Lt, 2.0Lt, 99 - 04



Core Dimensions
610 x 365 x 32, 2 Row

Inlet/Outlet
40/48 clip on style outlet fitting

Details:
Plastic tanks, Copper Brass core
1 Sender port inlet tank

AR4041J

Peugeot

306, N5, Manual, 1.8Lt, 2.0Lt, 99 - 04



Core Dimensions
610 x 365 x 32, 2 Row


Inlet/Outlet
40/48 clip on style outlet fitting

Details:
Plastic tanks, Copper Brass core
1 Sender port inlet tank

AR4143J

Peugeot

306, N5, Manual, 1.9Lt, 2.0Lt, Diesel, 99 - 02



Core Dimensions
669 x 379 x 27, 1 Row

Inlet/Outlet
40/48 clip on style outlet

Details:
Plastic tanks, Aluminium core
1 Sender port inlet tank

AR4142J

Peugeot

306, N5, Auto, 1.8Lt, 2.0Lt, 98 - 99



Core Dimensions
607 x 365 x 32, 2 Row


Inlet/Outlet
40/45 outlet quick connect

Details:
Plastic tanks, Aluminium core
1 Sender port inlet tank

AR4146J

Peugeot

306, N5, Manual, 1.8Lt, 2.0Lt, 98 - 03



Core Dimensions
610 x 378 x 23, 2 Row


Inlet/Outlet
40/48 outlet clip on style

Details:
Plastic tanks, Aluminium core
1 Sender port inlet tank, Round tubes

AR4040J

Peugeot

306, N3, Manual, 1.8Lt, 2.0Lt, 93 - 98



Core Dimensions
610 x 378 x 23, 2 Row

Inlet/Outlet
40/51 outlet quick connect

Details:
Plastic tanks, Aluminium core
1 Sender port inlet tank, Round tubes

AR4045J

Peugeot

306, N3, Manual, 1.8Lt, 2.0Lt, 93 - 98



Core Dimensions
610 x 378 x 23, 2 Row round tubes

Inlet/Outlet
40/46 outlet quick connect

Details:
Plastic tanks, Aluminium core
1 Sender port inlet tank

AR4145J

Peugeot

306, N3, Manual, 1.8Lt, 2.0Lt, 93 - 98



Core Dimensions
610 x 378 x 25, 1 Row


Inlet/Outlet
40/46 outlet quick connect

Details:
Plastic tanks, Aluminium core
1 Sender port inlet tank

AR4150J

Peugeot

307, T5, Auto, 2.0Lt, 02 - 06



Core Dimensions
380 x 560 x 27, 1 Row


Inlet/Outlet
33/33

Details:
Plastic tanks, Aluminium core
with overflow adaptor

AR4157J

Peugeot

307, T5, Auto & Manual, 2.0Lt, 01 - 06



Core Dimensions
382 x 548 x 26, 1 Row


Inlet/Outlet
32/32

Details:
Plastic tanks, Aluminium core

AR4148J

Peugeot

307, T5, Manual, 2.0Lt, 01 - 06



Core Dimensions
380 x 560 x 27, 1 Row


Inlet/Outlet
33/33

Details:
Plastic tanks, Aluminium core

AR4043J

Peugeot

405, D60, D70, Auto, 1.6Lt, 87 - 97



Core Dimensions
610 x 378 x 23, 2 Row round tubes


Inlet/Outlet
45/45 clip on style

Details:
Plastic tanks, Aluminium core
1 Sender port inlet tank

AR4044J

Peugeot

405, D60, D70, Auto, 1.8Lt, 92 - 97



Core Dimensions
610 x 366 x 44, 2 Row


Inlet/Outlet
45/45 clip on style

Details:
Plastic tanks, Aluminium core
1 Sender port inlet tank

AR4046J

Peugeot

405, D60, D70, Manual, 2.0Lt, 92 - 97



Core Dimensions
610 x 360 x 44, 1 Row


Inlet/Outlet
32/32

Details:
Plastic tanks, Aluminium core
1 Sender port outlet tank

AR4153J

Peugeot

405, D60, D70, Manual, 1.6Lt, 1.8Lt, 2.0Lt, 92 - 97



Core Dimensions
608 x 355 x 23, 1 Row


Inlet/Outlet
45/45 clip on style

Details:
Plastic tanks, Copper Brass core
1 Sender port inlet tank

AR4042J

Peugeot

405, D60, D70, Manual, 2.0Lt, 87 - 93



Core Dimensions
460 x 354 x 22, 1 Row

Inlet/Outlet
32/32

Details:
Plastic tanks, Aluminium core

AR4049J

Peugeot

406, D8, D9, Manual, 3.0Lt, V6, 98 - 03



Core Dimensions
640 x 398 x 36, 2 Row


Inlet/Outlet
35/35

Details:
Plastic tanks, Copper Brass core

AR4144J

Peugeot

406, D8, D9, Auto & Manual, 2.0Lt, 95 - 00



Core Dimensions
640 x 415 x 23, 2 Row

Inlet/Outlet
32/48 outlet clip on style

Details:
Plastic tanks, Aluminium core
1 Sender port inlet tank

AR4140J

Peugeot

406, D8, D9, Manual, 2.0Lt, 95 - 00



Core Dimensions
640 x 414 x 33, 2 Row

Inlet/Outlet
32/48 outlet clip on style

Details:
Plastic tanks, Aluminium core
1 Sender port inlet tank

AR4914J

Porsche

911, 996 Series, Centre, 99 - 05



Core Dimensions
608 x 168 x 44, 2 Row


Inlet/Outlet
70/70 clip on style

Details:
Plastic tanks, Aluminium core

AR4915J

Porsche

911, 996 Series, LHS, 99 - 05



Core Dimensions
300 x 478 x 44, 2 Row

Inlet/Outlet
70/70 clip on style

Details:
Plastic tanks, Aluminium core

AR4916J

Porsche

911, 996 Series, RHS, 99 - 05



Core Dimensions
300 x 478 x 44, 2 Row


Inlet/Outlet
70/70 clip on style

Details:
Plastic tanks, Aluminium core

AR4911J

Porsche

911, Manual, 3.4Lt, 97 - 03



Core Dimensions
335 x 355 x 34, 1 Row


Inlet/Outlet
34/34

Details:
Plastic tanks, Aluminium core
10mm pipe

AR4912J

Porsche

911, Manual, 3.4Lt, 97 - 03



Core Dimensions
336 x 358 x 34, 1 Row

Inlet/Outlet
35/35

Details:
Plastic tanks, Aluminium core
Left hand radiator

AR4913J

Porsche

911, Manual, 3.4Lt, 97 - 03



Core Dimensions
570 x 128 x 34, 1 Row

Inlet/Outlet
35/35

Details:
Plastic tanks, Aluminium core
Middle radiator

AR4928J

Porsche

928, Auto, 4.9Lt, V8, 87 - 95



Core Dimensions
620 x 430 x 42, 1 Row


Inlet/Outlet
45/45

Details:
Plastic tanks, Aluminium core
Oil Cooler 2 x 285mm 1 Sender port outlet tank

AR8065D

Proton

Gen 2, Manual, 1.3Lt, 1.8Lt, S4PE/S4PH, 5 Door Hatch, 04>



Core Dimensions
405 x 700 x 16, 1 Row


Inlet/Outlet
35/35

Details:
Plastic tanks, Aluminium core

AR8066D

Proton

Gen 2, Auto, 1.3Lt, 1.8Lt, S4PE/S4PH, 5 Door Hatch, 04>



Core Dimensions
405 x 700 x 16, 1 Row

Inlet/Outlet
35/35

Details:
Plastic tanks, Aluminium core
Oil Cooler 300mm

AR8285J

Proton

Jumbuck, Manual, 1.5Lt, 1.6Lt, 03>



Core Dimensions
378 x 416 x 18, 1 Row

Inlet/Outlet
35/35

Details:
Plastic tanks, Copper Brass core
1 Sender port

AR8320J

Proton

Jumbuck, Manual, 1.6Lt, 03>



Core Dimensions
375 x 658 x 28, 1 Row

Inlet/Outlet
35/35


Details:
Plastic tanks, Aluminium core
1 Sender port outlet tank

AR8285J*Proton***Persona, Manual, 1.5Lt, 1.6Lt, 95 - 04**

Core Dimensions
378 x 416 x 18, 1 Row

Inlet/Outlet
35/35


Details:
Plastic tanks, Copper Brass core
1 Sender port outlet tank

AR8285J*Proton***Persona, Auto, 1.5Lt, 1.6Lt, 95 - 04**

Core Dimensions
378 x 416 x 18, 1 Row

Inlet/Outlet
35/35


Details:
Plastic tanks, Copper Brass core

AR8319J*Proton***Satria, Auto, 1.5Lt, 1.6Lt, 95 - 01**

Core Dimensions
375 x 658 x 28, 1 Row

Inlet/Outlet
35/35

Details:
Plastic tanks, Aluminium core
Oil Cooler 350mm 1 Sender port outlet tank

AR8320J*Proton***Satria, Manual, 1.5Lt, 1.6Lt, 95 - 01**

Core Dimensions
375 x 658 x 28, 1 Row

Inlet/Outlet
35/35


Details:
Plastic tanks, Aluminium core
1 Sender port outlet tank

AR8285J*Proton***Wira, Manual, 1.5Lt, 1.6Lt, 92 - 96**

Core Dimensions
378 x 416 x 18, 1 Row

Inlet/Outlet
35/35

Details:
Plastic tanks, Copper Brass core
1 Sender port outlet tank

AR8067D*Proton***S16, Auto, 1.6Lt, Campro Engine, 08>**

Core Dimensions
405 x 700 x 16, 1 Row

Inlet/Outlet
35/35


Details:
Plastic tanks, Aluminium core

AR4404J**Rover****Rover, 75 Series, Manual, 01 - 06**

Core Dimensions
648 x 447 x 32, 1 Row

Inlet/Outlet
32/33


Details:
Plastic tanks, Aluminium core

AR4503J**Renault****Clio, Manual, 1.6Lt, 2.0Lt, 02 - 07**

Core Dimensions
480 x 410 x 28, 2 Row 2 round tubes

Inlet/Outlet
33/33


Details:
Plastic tanks, Aluminium core

AR4514J**Renault****Clio, Manual, 1.4Lt, 1.6Lt, 1.9Lt, Diesel, 98 - 03**

Core Dimensions
480 x 398 x 35, 1 Row

Inlet/Outlet
32/32

Details:
Plastic tanks, Aluminium core

AR4514J**Renault****Kangoo, Manual, 1.4Lt, 1.6Lt, 1.9Lt, Diesel, 98 - 03**

Core Dimensions
480 x 398 x 35, 1 Row

Inlet/Outlet
32/32

Details:
Plastic tanks, Aluminium core

AR4507J**Renault****Kangoo, Manual, 2.5Lt, Turbo Diesel, 05>**

Core Dimensions
460 x 470 x 35, 2 Row

Inlet/Outlet
32/32


Details:
Plastic tanks, Aluminium core

AR4608J**Renault****Laguna, Auto, 2.2Lt, Turbo Diesel, 06>**

Core Dimensions
690 x 420 x 26, 1 Row

Inlet/Outlet
35/35

Details:
Plastic tanks, Aluminium core

AR4512J**Renault****Master, X70, Manual, 2.5Lt, Turbo Diesel, 06>****Core Dimensions**


730 x 415 x 34, 2 Row

Inlet/Outlet

32/32

Details:

Plastic tanks, Aluminium core

AR4500J**Renault****Megane, X84, Auto & Manual, 2.0Lt, 02 - 07****Core Dimensions**


590 x 450 x 34, 1 Row

Inlet/Outlet

32/32

Details:


Plastic tanks, Aluminium core

AR4501J**Renault****Megane, Auto & Manual, 2.0Lt, 95 - 02****Core Dimensions**

573 x 350 x 22, 1 Row

Inlet/Outlet


32/32

Details:Plastic tanks, Aluminium core
1 Sender port inlet tank**AR4502J****Renault****Megane, Manual, 2.0Lt, 96 - 02****Core Dimensions**

585 x 414 x 23, 2 Row 2 round tubes

Inlet/Outlet

32/32

Details:Plastic tanks, Aluminium core
Check fan shroud bracket 60mm**AR4504J****Renault****Megane, Auto & Manual, 1.6Lt, 2.0Lt, 95 - 00****Core Dimensions**

585 x 415 x 33, 2 Row

Inlet/Outlet

32/32

Details:Plastic tanks, Aluminium core
Bracket 102mm**AR4502J****Renault****Scenic, Manual, 2.0Lt, 98 - 02****Core Dimensions**

585 x 414 x 23, 2 Row 2 round tubes

Inlet/Outlet


32/32

Details:Plastic tanks, Aluminium core
Check fan shroud bracket 60mm

AR4501J

Renault

Scenic, Auto & Manual, 2.0Lt, 96 - 02



Core Dimensions
573 x 350 x 22, 1 Row


Inlet/Outlet
32/32

Details:
Plastic tanks, Aluminium core
1 Sender port inlet tank

AR4060J

Saab

900, Auto, 2.0Lt, 93 - 98



Core Dimensions
505 x 349 x 40, 1 Row


Inlet/Outlet
35/35

Details:
Plastic tanks, Aluminium core
Oil Cooler 285mm

AR4066J

Saab

900, Manual, 2.0Lt, 87 - 93



Core Dimensions
590 x 315 x 32, 2 Row


Inlet/Outlet
33/33

Details:
Brass tanks, Copper Brass core
1 Sender port outlet tank

AR4062J

Saab

9000, Auto, 2.3Lt, Turbo, 91 - 96



Core Dimensions
500 x 400 x 30, 2 Row

Inlet/Outlet
35/35

Details:
Plastic tanks, Copper Brass core
Oil Cooler 270mm 1 Sender port outlet tank

AR4362J

Saab

9000, Auto, 2.3Lt, Turbo, 91 - 96



Core Dimensions
500 x 384 x 34, 2 Row

Inlet/Outlet
35/35

Details:
Plastic tanks, Aluminium core
1 Sender port outlet tank

AR4063J

Saab


9000, Manual, 2.0Lt, 2.3Lt, 91 - 96



Core Dimensions
500 x 400 x 30, 2 Row

Inlet/Outlet
35/35

Details:
Plastic tanks, Aluminium core
1 Sender port outlet tank

AR4061J**Saab****9000, Auto, 2.0Lt, Turbo, 84 - 90****Core Dimensions**

550 x 400 x 30, 2 Row

Inlet/Outlet

35/35

Details:Plastic tanks, Copper Brass core
Oil Cooler 270mm 1 Sender port outlet tank**AR4361J****Saab****9000, Auto, 2.0Lt, Turbo, 84 - 90****Core Dimensions**

550 x 400 x 30, 2 Row

Inlet/Outlet

35/35

Details:


Plastic tanks, Aluminium core

AR4068J**Saab****9-3, Auto, 2.0Lt, 4cyl, 03 - 07****Core Dimensions**

650 x 415 x 26, 1 Row

Inlet/Outlet


34/34

Details:Plastic tanks, Aluminium core
Oil Cooler 255mm**AR4064J****Saab****9-3, Auto, 2.0Lt, 4cyl, 98 - 03****Core Dimensions**

610 x 360 x 26, 1 Row

Inlet/Outlet


34/34

Details:Plastic tanks, Aluminium core
Oil Cooler 255mm**AR4065J****Saab****9-5, Auto, 3.0Lt, V6, 98 - 03****Core Dimensions**

610 x 360 x 26, 1 Row

Inlet/Outlet

35/35

Details:Plastic tanks, Aluminium core
Oil Cooler 250mm**AR4183J****Seat****Cordoba, Manual, 1.8Lt, 95 - 99****Core Dimensions**

625 x 360 x 32, 1 Row

Inlet/Outlet


32/32

Details:Plastic tanks, Aluminium core
1 Sender port inlet tank with fittings

AR4183J

Seat

Ibiza, Manual, 1.8Lt, 95 - 99



Core Dimensions
625 x 360 x 32, 1 Row

Inlet/Outlet
32/32

Details:
Plastic tanks, Aluminium core
1 Sender port inlet tank with fittings

AR4522J

Smart

Smart, ForTwo



Core Dimensions
380 x 410 x 14, 1 Row

Inlet/Outlet
30/30

Details:
Aluminium tanks, Aluminium core

AR4515J

Smart

Smart, 0.7Lt, 03>



Core Dimensions
530 x 286 x 24, 1 Row

Inlet/Outlet
34/34

Details:
Aluminum tanks, Aluminium core

AR4192J

Smart

Smart, Manual, 03>



Core Dimensions
380 x 340 x 14, 1 Row


Inlet/Outlet
30/30

Details:
Aluminium tanks, Aluminium core

AR5136J

Ssangyong

Musso, Y100, Auto, 2.9Lt, Diesel, 96 - 01



Core Dimensions
418 x 680 x 26, 1 Row


Inlet/Outlet
34/34

Details:
Plastic tanks, Aluminium core
Oil Cooler 350mm 1 Sender port outlet tank

AR5553J

Ssangyong


Musso, Y100, Manual, 2.9Lt, Diesel, 96 - 98



Core Dimensions
415 x 680 x 25, 1 Row

Inlet/Outlet
34/34


Details:
Plastic tanks, Aluminium core
Oil Cooler 345mm 2 Sender ports outlet tank

AR7130J**Subaru****Forester, SH, Auto, 2.5Lt, 08>**

Core Dimensions
360 x 686 x 16, 1 Row

Inlet/Outlet
39/39


Details:
Plastic tanks, Aluminium core
8mm Pipe Top Tank

AR7129J**Subaru****Forester, SH, Manual, 2.5Lt, 08>**

Core Dimensions
360 x 686 x 16, 1 Row

Inlet/Outlet
39/39


Details:
Plastic tanks, Aluminium core
8mm Pipe Top Tank

AR7023J**Subaru****Forester, SG, EJ251, Auto, 2.5Lt, 02 - 05**

Core Dimensions
340 x 690 x 27, 1 Row

Inlet/Outlet
38/38


Details:
Plastic tanks, Aluminium core
Oil Cooler 375mm

AR7125J**Subaru****Forester, SG, Auto, 2.5Lt, 02 - 05**

Core Dimensions
360 x 690 x 16, 1 Row

Inlet/Outlet
38/38


Details:
Plastic tanks, Aluminium core
Oil Cooler 375mm

AR7128J**Subaru****Forester, SG, Auto, 2.5Lt, 02 - 07**

Core Dimensions
360 x 690 x 16, 1 Row

Inlet/Outlet
38/38

Details:
Plastic tanks, Aluminium core
Oil Cooler 375mm

AR7017J**Subaru****Forester, SF5, EJ202, EJ20J, Auto, 2.0Lt, 00 - 05**

Core Dimensions
340 x 685 x 16, 1 Row


Inlet/Outlet
38/38

Details:
Plastic tanks, Aluminium core
Oil Cooler 375mm

AR7756J

Subaru

Forester, SF5, EJ202, EJ20J, Auto, 2.0Lt, 97 - 00



Core Dimensions
340 x 686 x 16, 1 Row

Inlet/Outlet
38/38

Details:
Plastic tanks, Aluminium core

AR7023J

Subaru

Impreza, GD, GG, Auto, 2.5Lt, 02 - 07
WRX



Core Dimensions
340 x 690 x 27, 1 Row


Inlet/Outlet
38/38

Details:
Plastic tanks, Aluminium core
Oil Cooler 375mm

AR7017J

Subaru

Impreza, GD, GG, Auto, 2.0Lt, 2.5Lt, 97 - 02



Core Dimensions
340 x 685 x 16, 1 Row


Inlet/Outlet
38/38

Details:
Plastic tanks, Aluminium core
Oil Cooler 375mm

AR7756J

Subaru

Impreza, GD, GG, Auto, 2.0Lt, 2.5Lt, 97 - 00



Core Dimensions
340 x 686 x 16, 1 Row


Inlet/Outlet
38/38

Details:
Plastic tanks, Aluminium core

AR7017J

Subaru

Impreza, GC, GF, GM, Auto, 2.0Lt, 2.5Lt, 97 - 02



Core Dimensions
340 x 685 x 16, 1 Row


Inlet/Outlet
38/38

Details:
Plastic tanks, Aluminium core
Oil Cooler 375mm

AR7018J

Subaru

Impreza, GC, GF, GM, Auto, 1.8Lt, 2.0Lt, 92 - 96



Core Dimensions
340 x 685 x 16, 1 Row


Inlet/Outlet
38/38

Details:
Plastic tanks, Aluminium core
Oil Cooler 200mm

AR7028J

Subaru

Impreza, GC, GF, GM, Manual, 1.8Lt, 2.0Lt, 92 - 96



Core Dimensions
340 x 685 x 16, 1 Row


Inlet/Outlet
38/38

Details:
Plastic tanks, Aluminium core

AR7518J

Subaru

Liberty, Auto, 2.5Lt, 04 - 09



Core Dimensions
350 x 690 x 16, 1 Row


Inlet/Outlet
28x2 top/40 (Bottom)

Details:
Plastic tanks, Aluminium core

AR7053J

Subaru

Liberty, BL9, Auto, 2.5Lt, 03 - 07
WRX



Core Dimensions
340 x 690 x 16, 1 Row


Inlet/Outlet
40/40

Details:
Plastic tanks, Aluminium core
No 13mm Breather Inlet Tank

AR7025J

Subaru

Liberty, BP9, Auto, 2.5Lt, 03 - 07
WRX



Core Dimensions
340 x 690 x 16, 1 Row


Inlet/Outlet
38/38

Details:
Plastic tanks, Aluminium core
Oil Cooler 375mm

AR7046J

Subaru

Liberty, BH9, Manual, 2.5Lt, 03 - 07
WRX



Core Dimensions
340 x 686 x 16, 1 Row

Inlet/Outlet
40/40

Details:
Plastic tanks, Aluminium core
No breather

AR7043J

Subaru

Liberty, BH9, Manual, 2.0Lt, 2.5Lt, 03 - 06
WRX



Core Dimensions
340 x 686 x 16, 1 Row


Inlet/Outlet
40/40

Details:
Plastic tanks, Aluminium core
With breather 13mm pipe

AR7757J

Subaru

Liberty, BH9, Manual, 2.5Lt, 98 - 03



Core Dimensions
340 x 685 x 16, 1 Row


Inlet/Outlet
39/39

Details:
Plastic tanks, Aluminium core
For performance version use JR7757HP

AR7631J

Subaru

Liberty, BG8, Auto, 2.2Lt, 96 - 99



Core Dimensions
670 x 395 x 25, 1 Row


Inlet/Outlet
39/39

Details:
Plastic tanks, Aluminium core
Oil Cooler 200mm

AR7016J

Subaru

Liberty, BG7, BG8, Auto, 2.0Lt, 2.2Lt, 94 - 98



Core Dimensions
670 x 360 x 16, 1 Row


Inlet/Outlet
38/38

Details:
Plastic tanks, Aluminium core
Oil Cooler 200mm

AR7070J

Subaru

Liberty, BC7, Manual, 2.0Lt, 91 - 94



Core Dimensions
670 x 395 x 25, 1 Row


Inlet/Outlet
39/39

Details:
Plastic tanks, Aluminium core
For performance version use JR7070HP

AR7170K

Subaru

Liberty, Auto A/P, 2.2Lt, 03 - 06



Core Dimensions
340 x 686 x 16, 1 Row


Inlet/Outlet
40/40

Details:
Plastic tanks, Aluminium core
Oil Cooler 375mm
No 13ml pipe

AR7131J

Subaru

Liberty, BC6, BC7, EJ22E, Auto, 2.0Lt, 89 - 94



Core Dimensions
670 x 394 x 25, 1 Row


Inlet/Outlet
39/39

Details:
Plastic tanks, Aluminium core
Oil Cooler 200mm

AR7015J

Subaru

Liberty, BC6, BC7, EJ22E, Auto, 2.2Lt, 89 - 94



Core Dimensions
670 x 360 x 16, 1 Row


Inlet/Outlet
38/38

Details:
Plastic tanks, Aluminium core
Oil Cooler 200mm

AR7215J

Subaru

Liberty, BC6, BC7, EJ22E, Manual, 2.2Lt, 89 - 94



Core Dimensions
670 x 360 x 16, 1 Row


Inlet/Outlet
39/39

Details:
Plastic tanks, Aluminium core

AR7518J

Subaru

Outback, BP9, Auto, 2.5Lt, 04 - 09



Core Dimensions
350 x 699 x 16, 1 Row


Inlet/Outlet
28 x 2 (Top)/40 (Bottom)

Details:
Plastic tanks, Aluminium core

AR7518J

Subaru

Outback, BP10, Auto, 2.5Lt, 04 - 09



Core Dimensions
350 x 690 x 16, 1 Row


Inlet/Outlet
28 x 2 (Top)/40 (Bottom)

Details:
Plastic tanks, Aluminium core

AR7053J

Subaru

Outback, BP11, Auto, 2.5Lt, 03 - 09



Core Dimensions
350 x 690 x 16, 1 Row


Inlet/Outlet
40/40

Details:
Plastic tanks, Aluminium core
No 13mm Breather Inlet Tank

AR7025J

Subaru


Outback, BPE, BP9, Auto, 2.5Lt, 98 - 03



Core Dimensions
340 x 690 x 16, 1 Row

Inlet/Outlet
38/38


Details:
Plastic tanks, Aluminium core
Oil Cooler 375mm

AR7057J**Subaru****Outback, BH9, Auto, 2.5Lt, 00 - 05**

Core Dimensions
350 x 698 x 27, 2 Row

Inlet/Outlet
29/38

Details:
Plastic tanks, Aluminium core

AR7757J**Subaru****Outback, BG9, BH9, Manual, 2.5Lt, 98 - 03**

Core Dimensions
340 x 685 x 16, 1 Row

Inlet/Outlet
39/39

Details:
Plastic tanks, Aluminium core
For performance version use JR7757HP

AR7760J**Subaru****Tribeca, WX9, Auto, 3.6Lt, 05 - 07**

Core Dimensions
675 x 479 x 27, 2 Row

Inlet/Outlet
28 x 2(Top)/40 (Bottom)


Details:
Plastic tanks, Aluminium core

AR7331D**Suzuki****Alto, SH410, Manual, 1.0Lt, 96 - 99**

Core Dimensions
325 x 324 x 27, 2 Row

Inlet/Outlet
25/25


Details:
Plastic tanks, Copper Brass core

AR7113J**Suzuki****Swift, FZ, Auto, 11>**

Core Dimensions
400 x 517 x 16, 1 Row

Inlet/Outlet
28/28

Details:
Plastic tanks, Aluminium core
Oil Cooler 300mm
Also JR7114J for Manual

AR7021D**Suzuki****Baleno, Auto, 1.6Lt, 96 - 01**

Core Dimensions
347 x 600 x 27, 1 Row

Inlet/Outlet
28/28

Details:
Plastic tanks, Aluminium core
Oil Cooler 300mm

AR7022J**Suzuki****Baleno, Manual, 1.6Lt, 96 - 01**

Core Dimensions
350 x 600 x 27, 1 Row

Inlet/Outlet
28/28


Details:
Plastic tanks, Aluminium core

AR7717J**Suzuki****Baleno, SY416, SY418, Auto, 1.6Lt, 95 - 01**

Core Dimensions
350 x 525 x 16, 1 Row

Inlet/Outlet
28/28


Details:
Plastic tanks, Copper Brass core
Oil Cooler 300mm

AR7714J**Suzuki****Baleno, SY416, SY418, Manual, 1.6Lt, 95 - 01**

Core Dimensions
350 x 525 x 16, 1 Row

Inlet/Outlet
28/28


Details:
Plastic tanks, Copper Brass core

AR7720J**Suzuki****Grand Vitara, JB, Auto, 2.0Lt, 05>**

Core Dimensions
450 x 690 x 16, 1 Row

Inlet/Outlet
34/34


Details:
Plastic tanks, Aluminium core

AR7721J**Suzuki****Grand Vitara, JB, Manual, 2.0Lt, 05>**

Core Dimensions
450 x 690 x 16, 1 Row

Inlet/Outlet
34/34


Details:
Plastic tanks, Aluminium core

AR7722J**Suzuki****Grand Vitara, JB, Manual, Diesel, 05>**

Core Dimensions
450 x 690 x 16, 1 Row

Inlet/Outlet
34/34


Details:
Plastic tanks, Aluminium core
16mm sensor hole

AR7719J**Suzuki****Grand Vitara, JB, Manual, 2.7Lt, 1.6Lt, 05>**

Core Dimensions
450 x 690 x 16, 1 Row

Inlet/Outlet
34/34


Details:
Plastic tanks, Aluminium core

AR7718J**Suzuki****Grand Vitara, JB, Auto, 2.7Lt, 05>**

Core Dimensions
450 x 690 x 16, 1 Row

Inlet/Outlet
34/34

Details:
Plastic tanks, Aluminium core

AR7038D**Suzuki****Grand Vitara, XL, SQ625, Auto, 2.7Lt, V6, 01 - 05**

Core Dimensions
423 x 600 x 28, 2 Row

Inlet/Outlet
34/34

Details:
Plastic tanks, Aluminium core
Oil Cooler 353mm

AR7039D**Suzuki****Grand Vitara, XL, SQ625, Manual, 2.7Lt, V6, 01 - 05**

Core Dimensions
423 x 600 x 27, 1 Row

Inlet/Outlet
34/34

Details:
Plastic tanks, Aluminium core

AR7054J**Suzuki****Grand Vitara, XL, SQ625, Manual, 2.7Lt, V6, 01 - 05**

Core Dimensions
475 x 590 x 16, 1 Row

Inlet/Outlet
34/34

Details:
Plastic tanks, Aluminium core
No Filler Neck

AR7036D**Suzuki****Grand Vitara, Manual, 2.7Lt, V6, 99 - 05**

Core Dimensions
425 x 526 x 27, 2 Row

Inlet/Outlet
34/34


Details:
Plastic tanks, Aluminium core

AR7035J**Suzuki****Ignis, Manual, 00 - 04**

Core Dimensions
375 x 353 x 27, 2 Row

Inlet/Outlet
28/28

Details:
Plastic tanks, Aluminium core

AR7034J**Suzuki****Ignis, Auto, 00 - 04**

Core Dimensions
374 x 353 x 27, 2 Row

Inlet/Outlet
28/28


Details:
Plastic tanks, Aluminium core

AR7073D**Suzuki****Jimny, Manual, 09>**

Core Dimensions
375 x 450 x 27, 1 Row

Inlet/Outlet
34/34


Details:
Plastic tanks, Aluminium core

AR7029J**Suzuki****Jimny, SN413, Auto, 1.3Lt, 98>**

Core Dimensions
373 x 450 x 27, 1 Row

Inlet/Outlet
28/28


Details:
Plastic tanks, Aluminium core
Oil Cooler 325mm

AR7030J**Suzuki****Jimny, SN413, Manual, 1.3Lt, 98>**

Core Dimensions
373 x 450 x 27, 1 Row

Inlet/Outlet
28/28


Details:
Plastic tanks, Aluminium core

AR7067D**Suzuki****Kizashi, Auto, 2.4Lt, V-DOHC, 16V, 10>**

Core Dimensions
410 x 727 x 34, 1 Row

Inlet/Outlet
32/32


Details:
Plastic tanks, Aluminium core
Oil Cooler 355mm

AR7066D**Suzuki****Kizashi, Manual, 2.4Lt, V-DOHC, 16V, 10>**

Core Dimensions
410 x 727 x 16, 1 Row

Inlet/Outlet
32/32


Details:
Plastic tanks, Aluminium core

AR7041J**Suzuki****Liana, M16A, Auto, 1.6Lt, 02 - 07**

Core Dimensions
348 x 717 x 27, 1 Row

Inlet/Outlet
34/34

Details:
Plastic tanks, Aluminium core
Oil Cooler 300mm

AR7042J**Suzuki****Liana, M16A, Manual, 1.6Lt, 02 - 07**

Core Dimensions
350 x 717 x 27, 1 Row

Inlet/Outlet
34/34

Details:
Plastic tanks, Aluminium core

AR7101A**Suzuki****Sierra, MG410, F10A, Manual, 1.0Lt, 82 - 98**

Core Dimensions
300 x 480 x 32, 2 Row

Inlet/Outlet
28/28


Details:
Brass tanks, Copper Brass core

AR7003A**Suzuki****Sierra, SJ413, G13A, Manual, 1.3Lt, 82 - 98**

Core Dimensions
350 x 375 x 32, 2 Row

Inlet/Outlet
28/28

Details:
Brass tanks, Copper Brass core

AR7110J**Suzuki****Swift, EZ, RS415, Auto, 1.5Lt, 05 - 10**

Core Dimensions
375 x 555 x 16, 1 Row

Inlet/Outlet
34/34

Details:
Plastic tanks, Aluminium core
JR7111J Manual

AR7011J**Suzuki****Swift, G10, Auto, 1.3Lt, 91 - 95**

Core Dimensions
350 x 330 x 30, 2 Row

Inlet/Outlet
28/28

Details:
Plastic tanks, Copper Brass core
Oil Cooler 200mm

AR7311J**Suzuki****Swift, G10, Auto, 1.3Lt, 91 - 95**

Core Dimensions
350 x 330 x 30, 2 Row

Inlet/Outlet
28/28

Details:
Plastic tanks, Aluminium core
Oil Cooler 200mm

AR7013J**Suzuki****Swift, G10, Manual, 1.3Lt, 91 - 94**

Core Dimensions
323 x 323 x 30, 2 Row

Inlet/Outlet
28/28

Details:
Plastic tanks, Copper Brass core

AR7033D**Suzuki****Swift, SF416, Auto, 1.6Lt, 90 - 91**

Core Dimensions
350 x 360 x 32, 2 Row

Inlet/Outlet
28/28

Details:
Plastic tanks, Copper Brass core
Oil Cooler 225mm

AR7014J**Suzuki****Swift, G13B, Auto, 1.0Lt, 1.6Lt, 89 - 95**

Core Dimensions
350 x 356 x 32, 2 Row

Inlet/Outlet
28/28

Details:
Plastic tanks, Copper Brass core
Oil Cooler 225mm

AR7020J**Suzuki****Swift, G13B, Auto, 1.3Lt, 88 - 93**

Core Dimensions
323 x 323 x 30, 2 Row

Inlet/Outlet
28/28

Details:
Plastic tanks, Copper Brass core
Oil Cooler 195mm

AR7310J**Suzuki****Swift, G10, Manual, 1.3Lt, 88 - 95**

Core Dimensions
352 x 327 x 31, 2 Row

Inlet/Outlet
28/28

Details:
Plastic tanks, Aluminium core

AR7209D**Suzuki****Vitara, SE-SV, Manual, 1.6Lt, 2.0Lt, 97 - 00**

Core Dimensions
425 x 488 x 27, 2 Row

Inlet/Outlet
28/28


Details:
Plastic tanks, Copper Brass core

AR7107J**Suzuki****Vitara, SE-SV, Auto, 2.0Lt, V6, 94 - 99**

Core Dimensions
425 x 527 x 27, 2 Row

Inlet/Outlet
34/34

Details:
Plastic tanks, Aluminium core

AR7106D**Suzuki****Vitara, SE-SV, Manual, 2.0Lt, V6, 94 - 99**

Core Dimensions
425 x 527 x 27, 2 Row

Inlet/Outlet
34/34

Details:
Plastic tanks, Aluminium core

AR7019J**Suzuki****Vitara, SE, Auto, 1.6Lt, 92 - 96**

Core Dimensions
375 x 490 x 30, 2 Row

Inlet/Outlet
28/28

Details:
Plastic tanks, Aluminium core
Oil Cooler 325mm

AR7119D**Suzuki****Vitara, SE, Auto, 1.6Lt, 92 - 96**

Core Dimensions
375 x 488 x 27, 2 Row

Inlet/Outlet
28/28


Details:
Plastic tanks, Aluminium core

AR7308J**Suzuki****Vitara, SE, Auto, 1.6Lt, 92 - 96**

Core Dimensions
425 x 490 x 27, 2 Row

Inlet/Outlet
28/28

Details:
Plastic tanks, Aluminium core

AR7219D**Suzuki****Vitara, SE, Manual, 1.6Lt, 92 - 96**

Core Dimensions
375 x 488 x 27, 2 Row

Inlet/Outlet
28/28

Details:
Plastic tanks, Aluminium core

AR7019J**Suzuki****X90, SZ416, Auto, 1.6Lt, 92 - 96**

Core Dimensions
375 x 490 x 30, 2 Row

Inlet/Outlet
28/28


Details:
Plastic tanks, Aluminium core
Oil Cooler 325mm

AR7119D**Suzuki****X90, SZ416, Auto, 1.6Lt, 92 - 96**

Core Dimensions
375 x 488 x 27, 2 Row

Inlet/Outlet
28/28


Details:
Plastic tanks, Aluminium core

AR2142D**Toyota****Aurion, GSV40, Auto, 3.5Lt, V6, 06>**

Core Dimensions
400 x 770 x 27, 1 Row

Inlet/Outlet
34/35

Details:
Plastic tanks, Aluminium core
Oil Cooler 375mm

AR2114J**Toyota****Avalon, MCX10R, Auto, 3.0Lt, V6, 00 - 04**


Core Dimensions
425 x 710 x 26, 1 Row

Inlet/Outlet
35/35

Details:
Plastic tanks, Aluminium core
Oil Cooler 375mm

AR2294D

Avensis, ACM20/21, Manual, 2.0Lt, 2.4Lt, 00 - 04




Core Dimensions
425 x 737 x 27, 2 Row

Inlet/Outlet
35/35

Details:
Plastic tanks, Aluminium core

AR2297D**Toyota**

Avensis, 3S-GTE, Auto, 97 - 03




Core Dimensions
400 x 728 x 16, 1 Row

Inlet/Outlet
34/34

Details:
Plastic tanks, Aluminium core
Oil Cooler 375mm

AR2141D**Toyota**

Camry, Hybrid AHV40R CVT, Auto, 2.4Lt, 2AZ-FXE, 09>




Core Dimensions
400 x 728 x 16, 1 Row

Inlet/Outlet
34/34

Details:
Plastic tanks, Aluminium core

AR2140J**Toyota**

Camry, ACV40R, Auto, 2.4Lt, 06>




Core Dimensions
400 x 730 x 27, 1 Row

Inlet/Outlet
34/34

Details:
Plastic tanks, Aluminium core
Oil Cooler 380mm

AR2139J**Toyota**

Camry, ACV40R, Manual, 2.4Lt, 06>



Core Dimensions
400 x 730 x 27, 1 Row

Inlet/Outlet
34/34

Details:
Plastic tanks, Aluminium core

AR2134J**Toyota**

Camry, ACV36R, Auto, 2.4Lt, 4cyl, 02 - 06



Core Dimensions
400 x 735 x 27, 2 Row

Inlet/Outlet
34/34


Details:
Plastic tanks, Aluminium core

AR2134J*Toyota***Camry, ACV36R, Auto, 2.4Lt, 4cyl, 02 - 06**

Core Dimensions
400 x 740 x 27, 1 Row

Inlet/Outlet
34/34

Details:
Plastic tanks, Aluminium core
Oil Cooler 375mm

AR2135J*Toyota***Camry, ACV36R, Manual, 2.4Lt, 4cyl, 02 - 06**

Core Dimensions
400 x 737 x 27, 2 Row

Inlet/Outlet
34/34


Details:
Plastic tanks, Aluminium core

AR2136J*Toyota***Camry, MCV36R, Auto, 3.0Lt, V6, 02 - 06**

Core Dimensions
400 x 735 x 27, 2 Row

Inlet/Outlet
34/34


Details:
Plastic tanks, Aluminium core
Oil Cooler 375mm

AR2137J*Toyota***Camry, MCV36R, Manual, 3.0Lt, V6, 02 - 06**

Core Dimensions
399 x 737 x 27, 2 Row

Inlet/Outlet
34/34


Details:
Plastic tanks, Aluminium core

AR2007J*Toyota***Camry, MCV20R, Auto, 3.0Lt, V6, 97 - 02**

Core Dimensions
400 x 735 x 27, 1 Row

Inlet/Outlet
34/34


Details:
Plastic tanks, Aluminium core
Oil Cooler 375mm

AR2006J*Toyota***Camry, SXV20R, Auto, 2.2Lt, 96 - 02**

Core Dimensions
400 x 735 x 27, 2 Row

Inlet/Outlet
32/32

Details:
Plastic tanks, Aluminium core

AR2006J**Toyota****Camry, SXV20R, Auto, 2.2Lt, 96 - 02**

Core Dimensions
400 x 735 x 27, 1 Row

Inlet/Outlet
31/31

Details:
Plastic tanks, Aluminium core
Oil Cooler 375mm 1 Sender port outlet tank

AR2053J**Toyota****Camry, SXDV10, Auto, 2.2Lt, 93 - 97**

Core Dimensions
425 x 720 x 32, 2 Row

Inlet/Outlet
32/32

Details:
Plastic tanks, Copper Brass core

AR2053V**Toyota****Camry, SXDV10, Auto, 2.2Lt, 92 - 97**

Core Dimensions
425 x 720 x 32, 1 Row

Inlet/Outlet
32/32

Details:
Plastic tanks, Aluminium core

AR2002J**Toyota****Camry, SXV10, Auto, 3.0Lt, V6, 93 - 97**

Core Dimensions
425 x 720 x 32, 2 Row

Inlet/Outlet
35/35


Details:
Plastic tanks, Copper Brass core
Oil Cooler 375mm

AR2002V**Toyota****Camry, SXV10, Auto, 3.0Lt, V6, 92 - 97**

Core Dimensions
425 x 720 x 32, 1 Row

Inlet/Outlet
32/32

Details:
Plastic tanks, Aluminium core

AR2001J**Toyota****Camry, SV21/22, Auto, 2.0Lt, 87 - 93**

Core Dimensions
325 x 668 x 16, 1 Row


Inlet/Outlet
32/32

Details:
Plastic tanks, Copper Brass core
Oil Cooler 275mm

AR2001V

Toyota

Camry, SV21/22, Auto, 2.0Lt, 87 - 93



Core Dimensions
325 x 668 x 16, 1 Row


Inlet/Outlet
32/32

Details:
Plastic tanks, Aluminium core

AR2101K

Toyota

Camry, SV21/22, Manual, 2.0Lt, 87 - 93



Core Dimensions
325 x 668 x 16, 1 Row


Inlet/Outlet
32/32

Details:
Plastic tanks, Copper Brass core

AR2079J

Toyota

Camry, SV11, Auto, 2.0Lt, 83 - 87



Core Dimensions
325 x 668 x 16, 1 Row


Inlet/Outlet
32/32

Details:
Plastic tanks, Copper Brass core
Oil Cooler 225mm

AR2710J

Toyota

Celica, ZZT231, Auto, 1.8Lt, 99 - 02



Core Dimensions
650 x 320 x 16, 1 Row


Inlet/Outlet
35/35

Details:
Plastic tanks, Aluminium core
Oil Cooler 225mm 1 Sender port top right hand corner

AR2711D

Toyota

Celica, ZZT231, Manual, 1.8Lt, 99 - 02



Core Dimensions
324 x 650 x 16, 1 Row


Inlet/Outlet
34/34

Details:
Plastic tanks, Aluminium core

AR2008J

Toyota


Celica, ST204/205, Auto, 2.2Lt, 94 - 99



Core Dimensions
350 x 638 x 27, 1 Row

Inlet/Outlet
32/32

Details:
Plastic tanks, Aluminium core
Oil Cooler 230mm 1 Sender port outlet tank
For performance version use JR2008HP

AR2369D*Toyota***Celica, ST204/205, Manual, 2.2Lt, 94 - 98****Core Dimensions**

325 x 668 x 32, 2 Row

Inlet/Outlet

32/32

Details:

Plastic tanks, Copper Brass core

AR2358J*Toyota***Celica, ST184/185, Auto, 2.2Lt, 91 - 94****Core Dimensions**

325 x 700 x 32, 2 Row

Inlet/Outlet

32/32

Details:Plastic tanks, Copper Brass core
Oil Cooler 325mm 1 Sender port outlet tank**AR2266D***Toyota***Celica, ST184/185, Auto, 2.2Lt, 89 - 94****Core Dimensions**

325 x 698 x 27, 2 Row

Inlet/Outlet

32/32

Details:

Plastic tanks, Aluminium core

AR2457D*Toyota***Celica, ST162, Auto, 2.0Lt, 85 - 86****Core Dimensions**


325 x 668 x 32, 2 Row

Inlet/Outlet

32/32

Details:

Plastic tanks, Copper Brass core

AR2258D*Toyota***Celica, ST162, Manual, 2.0Lt, 85 - 86****Core Dimensions**


325 x 698 x 32, 2 Row

Inlet/Outlet

32/32

Details:

Plastic tanks, Aluminium core

AR2476J*Toyota***Celica, ST162, Auto, 2.0Lt, 84 - 85****Core Dimensions**

325 x 668 x 32, 2 Row

Inlet/Outlet

32/32

Details:Plastic tanks, Copper Brass core
Oil Cooler 325mm

AR2148J*Toyota***Celica, RA60/65, Auto, 2.0Lt, 81 - 83****Core Dimensions**

375 x 605 x 16, 1 Row

Inlet/Outlet

34/34

Details:Plastic tanks, Copper Brass core
Oil Cooler 225mm**AR2070J***Toyota***Corolla, ZRE152R, Auto, 1.8Lt, 06>****Core Dimensions**

600 x 370 x 16, 1 Row

Inlet/Outlet


34/34

Details:Plastic tanks, Aluminium core
14mm overflow pipe**AR2071J***Toyota***Corolla, ZRE152R, Manual, 1.8Lt, 06>****Core Dimensions**

600 x 370 x 16, 1 Row

Inlet/Outlet

34/34

Details:Plastic tanks, Aluminium core
14mm overflow pipe**AR2056J***Toyota***Corolla, ZZE122R, Auto, 1.8Lt, 01 - 06****Core Dimensions**

600 x 356 x 16, 1 Row

Inlet/Outlet

34/34

Details:Plastic tanks, Aluminium core
Oil Cooler 200mm**AR2057J***Toyota***Corolla, ZZE122R, Manual, 1.8Lt, 01 - 06****Core Dimensions**

600 x 356 x 16, 1 Row

Inlet/Outlet

34/34

Details:

Plastic tanks, Aluminium core

AR2013J*Toyota***Corolla, AE112R, Auto, 1.8Lt, 95 - 01****Core Dimensions**

350 x 685 x 26, 1 Row

Inlet/Outlet

32/32

Details:Plastic tanks, Aluminium core
Oil Cooler 225mm

AR2311J**Toyota**

Corolla, AE101/102, Auto, 1.6Lt, 1.8Lt, 94 - 99



Core Dimensions
350 x 640 x 16, 1 Row

Inlet/Outlet
32/32

Details:
Plastic tanks, Aluminium core

AR2113D**Toyota**

Corolla, AE101/102, Auto, 1.6Lt, 1.8Lt, 94 - 99



Core Dimensions
350 x 642 x 16, 1 Row

Inlet/Outlet
32/32

Details:
Plastic tanks, Aluminium core

AR2012D

Corolla, AE101/102, Manual, 1.6Lt, 1.8Lt, 94 - 99




Core Dimensions
350 x 642 x 16, 1 Row

Inlet/Outlet
32/32

Details:
Plastic tanks, Aluminium core

AR2443J**Toyota**

Corolla, AE92, Auto, 1.6Lt, 89>



Core Dimensions
327 x 665 x 16, 1 Row

Suits EFI Model

Inlet/Outlet
31/31

Details:
Plastic tanks, Copper Brass core
Oil Cooler 225mm

AR2005V**Toyota**

Corolla, AE90/92, Auto, 1.6Lt, 89 - 93




Core Dimensions
327 x 668 x 16, 1 Row

Inlet/Outlet
32/32

Details:
Plastic tanks, Aluminium core

AR2105J**Toyota**


Corolla, AE90/92, Manual, 1.6Lt, 89 - 93



Core Dimensions
325 x 668 x 16, 1 Row

Inlet/Outlet
31/31

Details:
Plastic tanks, Copper Brass core

AR2004J*Toyota***Corolla, AE80/82, Auto, 1.3Lt, 1.6Lt, 84 - 88****Core Dimensions**

327 x 665 x 16, 1 Row

Inlet/Outlet


31/31

Details:Plastic tanks, Copper Brass core
Oil Cooler 225mm**AR2004V***Toyota***Corolla, AE80/82, Auto, 1.3Lt, 1.6Lt, 84 - 88****Core Dimensions**

327 x 665 x 16, 1 Row

Inlet/Outlet

31/31

Details:Plastic tanks, Copper Brass core
Oil Cooler 225mm**AR2003J***Toyota***Corolla, AE80/82, Manual, 1.3Lt, 1.6Lt, 84 - 88****Core Dimensions**


327 x 665 x 16, 1 Row

Inlet/Outlet

31/31

Details:


Plastic tanks, Aluminium core

AR2094J*Toyota***Cressida, MX83, Auto, 3.0Lt, V6, 88 - 94****Core Dimensions**

375 x 708 x 32, 2 Row

Inlet/Outlet

35/35

Details:Plastic tanks, Copper Brass core
Oil Cooler 375mm**AR2153J***Toyota***Cressida, MX73, Auto, 2.8Lt, 84 - 85****Core Dimensions**

375 x 668 x 32, 2 Row

Inlet/Outlet

35/35

Details:Plastic tanks, Copper Brass core
Oil Cooler 375mm**AR2451K***Toyota***Crown, MS112, MS123, Auto, 2.6Lt, 2.8Lt, 80 - 88****Core Dimensions**

432 x 668 x 16, 1 Row

Inlet/Outlet

34/34


Details:

Plastic tanks, Copper Brass core

AR2015J

Toyota

Echo, NCP10, 12, 13, Auto, 1.3Lt, 1.5Lt, 99 - 05



Core Dimensions
350 x 490 x 16, 1 Row


Inlet/Outlet
32/32

Details:
Plastic tanks, Aluminium core
Oil Cooler 355mm 1 Sender port

AR2018J

Toyota

Echo, NCP10, 12, 13, Manual, 1.3Lt, 1.5Lt, 99 - 05



Core Dimensions
350 x 490 x 16, 1 Row


Inlet/Outlet
32/32

Details:
Plastic tanks, Aluminium core
1 Sender port outlet tank

AR2146J

Toyota

Hiace, LWB, 2.5Lt, Turbo Diesel, 05 - 10



Core Dimensions
350 x 250 x 24, 1 Row


Inlet/Outlet
31/31

Details:
All Alloy
Auxiliary cooler

AR2149J

Toyota

Hiace, 2KD-FTV, Manual, LWB, 2.5Lt, Turbo Diesel, 05 - 10



Core Dimensions
510 x 660 x 36, 1 Row


Inlet/Outlet
38/31

Details:
Alloy/Plastic
For Plastic/Aluminium use JR2171J Koyo

AR2150J

Toyota

Hiace, 2KD-FTV, Auto, LWB, 2.5Lt, Turbo Diesel, 05 - 10



Core Dimensions
510 x 660 x 36, 1 Row


Inlet/Outlet
38/31x2

Details:
Alloy/Plastic
For performance version use JR2150HP Koyo
For Plastic/Aluminium use JR2172J Koyo

AR2151J

Toyota


Hiace, 2TR-FE, Manual, LWB, 2.7Lt, Petrol, 05 - 10



Core Dimensions
510 x 660 x 36, 1 Row

Inlet/Outlet
38/38

Details:
Alloy/Plastic
For performance version use JR2151HP Koyo
For Plastic/Aluminium use JR2173J Koyo

AR2152J**Toyota****Hiace, 2TR-FE, Auto, LWB, 2.7Lt, Petrol, 05 - 10**

Core Dimensions
510 x 660 x 36, 1 Row

Inlet/Outlet
38/38

Details:
Alloy/Plastic
For performance version use JR2152HP Koyo
For Plastic/Aluminium use JR2174J Koyo

AR2131J**Toyota****Hiace, LH103, LH113, LH125, Manual, 2.8Lt, Diesel, 99 - 04**

Core Dimensions
500 x 395 x 36, 2 Row

Inlet/Outlet
35/35


Details:
Plastic tanks, Aluminium core

AR2132J**Toyota****Hiace, LH103, LH113, LH125, Manual, 2.8Lt, Diesel, 99 - 04**

Core Dimensions
500 x 395 x 36, 2 Row

Inlet/Outlet
35/35

Details:
Plastic tanks, Aluminium core
Oil Cooler pipes on the back of outlet tank

AR2133J**Toyota****Hiace, RZH103, RZH113, RZH125, Auto, 2.4Lt, Petrol, 99 - 04**

Core Dimensions
500 x 395 x 36, 2 Row

Inlet/Outlet
35/35


Details:
Plastic tanks, Aluminium core

AR2130J**Toyota****Hiace, RZH103, RZH113, RZH125, Manual, 2.4Lt, Petrol, 99 - 04**

Core Dimensions
500 x 395 x 36, 2 Row

Inlet/Outlet
35/35

Details:
Plastic tanks, Aluminium core

AR2017J**Toyota****Hiace, RZH125, Auto, 2.2Lt, 2.4Lt, 97 - 02**

Core Dimensions
528 x 628 x 26, 2 Row

Inlet/Outlet
35/35


Details:
Plastic tanks, Aluminium core

AR2016J**Toyota****Hiace, RZH125, Manual, 2.2Lt, 2.4Lt, 97 - 02**

Core Dimensions
530 x 628 x 26, 2 Row

Inlet/Outlet
35/35


Details:
Plastic tanks, Aluminium core

AR2270J**Toyota****Hiace, KR42R, RCH12, Auto, 2.4Lt, 95 - 00**

Core Dimensions
426 x 680 x 16, 1 Row

Inlet/Outlet
32/32


Details:
Plastic tanks, Aluminium core

AR2269J**Toyota****Hiace, KR42R, RCH12, Manual, 2.4Lt, 95 - 00**

Core Dimensions
425 x 680 x 16, 1 Row

Inlet/Outlet
32/32

Details:
Plastic tanks, Aluminium core

AR2021J**Toyota****Hiace, RZH103, RZH113, Auto, 2.4Lt, Petrol, 89 - 99**

Core Dimensions
490 x 405 x 46, 3 Row

Inlet/Outlet
34/34

Details:
Brass tanks, Copper Brass core
Oil Cooler 275mm (at the back of outlet tank)

AR2029J**Toyota****Hiace, RZH103, Auto, 2.4Lt, Petrol, 89 - 99**

Core Dimensions
490 x 405 x 32, 2 Row

Inlet/Outlet
34/34

Details:
Brass tanks, Copper Brass core
Oil Cooler 275mm (at the back of outlet tank)

AR2025J**Toyota****Hiace, LH103, LH113, LH125, Manual, 2.8Lt, Diesel, 89 - 99**

Core Dimensions
490 x 410 x 44, 3 Row

Inlet/Outlet
36/36

Details:
Brass tanks, Copper Brass core

AR2024J

Toyota

Hiace, RZH103, Manual, 2.4Lt, Petrol, 89 - 99



Core Dimensions
490 x 410 x 52, 3 Row


Inlet/Outlet
35/35

Details:
Brass tanks, Copper Brass core

AR2026J

Toyota

Hiace, YH50-61, Manual, 2.0Lt, 2.2Lt, 77 - 89



Core Dimensions
400 x 530 x 48, 3 Row


Inlet/Outlet
35/35

Details:
Brass tanks, Copper Brass core
Inlet & Outlet opposite sides

AR2308J

Toyota

Hilux, GGN15R, Auto, 4.0Lt, V6, 05 - 10



Core Dimensions
525 x 650 x 27, 1 Row


Inlet/Outlet
34/34

Details:
Plastic tanks, Aluminium core
Oil Cooler 375mm

AR2307J

Toyota

Hilux, GGN15R, Manual, 4.0Lt, V6, 05 - 10



Core Dimensions
525 x 650 x 16, 1 Row

Inlet/Outlet
34/34

Details:
Plastic tanks, Aluminium core

AR2305J

Toyota

Hilux, KUN26R, Auto, 3.0Lt, Turbo Diesel, 05 - 10



Core Dimensions
525 x 655 x 28, 1 Row


Inlet/Outlet
38/38

Details:
Plastic tanks, Aluminium core
Oil Cooler 375mm

AR2304J

Toyota


Hilux, KUN26R, Manual, 3.0Lt, Turbo Diesel, 05 - 10



Core Dimensions
525 x 650 x 27, 1 Row

Inlet/Outlet
38/38


Details:
Plastic tanks, Aluminium core
For 16mm thick use JR2304K

AR2306J*Toyota***Hilux, TGN16R, Manual, 2.7Lt, 4cyl, 05 - 10**

Core Dimensions
500 x 650 x 16, 1 Row

Inlet/Outlet
34/34

Details:
Plastic tanks, Aluminium core
Auto JR2309J

AR2833J*Toyota***Hilux, LN165, KB, LN165R, LN170R, Auto, 2.0Lt**

Core Dimensions
550 x 523 x 36, 1 Row

Inlet/Outlet
35/35

Details:
Plastic tanks, Aluminium core
Oil Cooler 375mm

AR2193J*Toyota***Hilux, VZN167, Manual, 3.4Lt, V6, 02 - 07**

Core Dimensions
550 x 526 x 36, 2 Row

Inlet/Outlet
34/34

Details:
Plastic tanks, Aluminium core

AR2047J*Toyota***Hilux, KZN165R, Manual, 3.0Lt, Turbo Diesel, 99 - 05**

Core Dimensions
550 x 525 x 38, 2 Row

Inlet/Outlet
34/34

Details:
Plastic tanks, Aluminium core

AR2048J*Toyota***Hilux, KZN165R, Auto, 3.0Lt, Turbo Diesel, 98 - 05**

Core Dimensions
550 x 525 x 38, 2 Row

Inlet/Outlet
35/35

Details:
Plastic tanks, Aluminium core
Oil Cooler 375mm

AR2040J*Toyota***Hilux, KZN165R, Manual, 3.0Lt, Turbo Diesel, 97 - 05**

Core Dimensions
550 x 525 x 38, 2 Row

Inlet/Outlet
38/38

Details:
Plastic tanks, Aluminium core

AR2045J*Toyota***Hilux, LN147-172R, Manual, 3.0Lt, Diesel, 97 - 05**

Core Dimensions
475 x 525 x 38, 2 Row

Inlet/Outlet
34/34

Details:
Plastic tanks, Aluminium core

AR2046J*Toyota***Hilux, LN147-172R, Auto, 3.0Lt, Diesel, 97 - 05**

Core Dimensions
475 x 525 x 38, 2 Row

Inlet/Outlet
34/34

Details:
Plastic tanks, Aluminium core
Oil Cooler 370mm

AR2042J*Toyota***Hilux, LN147R, Auto, 3.0Lt, Diesel, 97 - 05**

Core Dimensions
450 x 525 x 38, 2 Row

Inlet/Outlet
35/35

Details:
Plastic tanks, Aluminium core
Oil Cooler 375mm

AR2041J*Toyota***Hilux, LN147R, Manual, 3.0Lt, Diesel, 97 - 05**

Core Dimensions
450 x 525 x 38, 2 Row

Inlet/Outlet
35/35

Details:
Plastic tanks, Aluminium core

AR2043J*Toyota***Hilux, RZN149-179R, Manual, 2.7Lt, Petrol, 97 - 05**

Core Dimensions
450 x 525 x 27, 1 Row

Inlet/Outlet
34/34

Details:
Plastic tanks, Aluminium core

AR2044J*Toyota***Hilux, RZN149-179R, Auto, 2.7Lt, Petrol, 97 - 05**

Core Dimensions
450 x 525 x 27, 1 Row

Inlet/Outlet
35/35

Details:
Plastic tanks, Aluminium core
Oil Cooler 375mm

AR2279J**Toyota****Hilux, Auto, 3.0Lt, 96 - 01**

Core Dimensions
575 x 641 x 27, 2 Row

Inlet/Outlet
38/38

Details:
Plastic tanks, Aluminium core

AR2227A**Toyota****Hilux, VZV130 Series, Surf, Auto, 3.4Lt, V6, 92 - 97**

Core Dimensions
450 x 530 x 48, 3 Row

Inlet/Outlet
35/35

Details:
Brass tanks, Copper Brass core
Oil Cooler 275mm

AR2355K**Toyota****Hilux, LN86, Manual, 2.8Lt, Diesel, 91 - 97**

Core Dimensions
452 x 529 x 48, 3 Row

Inlet/Outlet
35/35

Details:
Brass tanks, Copper Brass core

AR2022J**Toyota****Hilux, RN85-90, Auto, 2.4Lt, Petrol, 91 - 97**

Core Dimensions
400 x 527 x 30, 2 Row

Inlet/Outlet
35/35

Details:
Brass tanks, Copper Brass core
Oil Cooler 375mm

AR2023J**Toyota****Hilux, RN85-90, Manual, 2.4Lt, Petrol, 91 - 97**

Core Dimensions
400 x 527 x 30, 2 Row

Inlet/Outlet
35/35

Details:
Brass tanks, Copper Brass core

AR2033J**Toyota****Hilux, RN, Auto, 2.4Lt, Petrol, 89 - 92**

Core Dimensions
476 x 528 x 44, 3 Row

Inlet/Outlet
35/35

Details:
Brass tanks, Copper Brass core
Oil Cooler 375mm

AR2034J**Toyota****Hilux, RN, Manual, 2.4Lt, Petrol, 89 - 92**

Core Dimensions
476 x 528 x 44, 3 Row

Inlet/Outlet
35/35

Details:
Brass tanks, Copper Brass core

AR2156J**Toyota****Hilux, LN106, LN111, Auto, 2.8Lt, Diesel, 89 - 95**

Core Dimensions
476 x 529 x 48, 3 Row

*Ref JR2157J for manual

Inlet/Outlet
35/35

Details:
Brass tanks, Copper Brass Core

AR2020J**Toyota****Hilux, LN106, LN111, Manual, 2.8Lt, Diesel, 88 - 97**

Core Dimensions
475 x 530 x 48, 3 Row

Inlet/Outlet
35/35

Details:
Brass tanks, Copper Brass core

AR2039J**Toyota****Hilux, RN85-90, Auto, 2.4Lt, Petrol, 88 - 97**

Core Dimensions
425 x 530 x 32, 2 Row

Inlet/Outlet
36/36

Details:
Brass tanks, Copper Brass core
Oil Cooler 375mm

AR2038J**Toyota****Hilux, RN85-90, Manual, 2.4Lt, Petrol, 88 - 97**

Core Dimensions
425 x 530 x 32, 2 Row

Inlet/Outlet
36/36

Details:
Brass tanks, Copper Brass core

AR2162J**Toyota****Hilux, RN61, Auto, 2.4Lt, Petrol, 85 - 89**

Core Dimensions
452 x 529 x 48, 3 Row

Inlet/Outlet
35/35

Details:
Brass tanks, Copper Brass core

AR2036J*Toyota***Hilux, 4Runner, Manual, 2.4Lt, Diesel, 85 - 88**

Core Dimensions
425 x 525 x 42, 2 Row

Inlet/Outlet
35/35

Details:
Brass tanks, Copper Brass core

AR2252A*Toyota***Hilux, LN46, Manual, 2.8Lt, Diesel, 84 - 87**

Core Dimensions
425 x 530 x 48, 3 Row

Inlet/Outlet
35/35

Details:
Brass tanks, Copper Brass core

AR2027J*Toyota***Hilux, LN50-85, Manual, 2.4Lt, Diesel, 83 - 91**

Core Dimensions
450 x 518 x 44, 3 Row

Inlet/Outlet
35/35

Details:
Brass tanks, Copper Brass core

AR2155J*Toyota***Hilux, LN50-85, Manual, 2.4Lt, Diesel, 83 - 91**

Core Dimensions
452 x 529 x 48, 3 Row

Inlet/Outlet
35/35

Details:
Brass tanks, Copper Brass core

AR2163A*Toyota***Hilux, LN65, Auto, 2.4Lt, Diesel, 83 - 88**

Core Dimensions
452 x 529 x 48, 3 Row

Inlet/Outlet
35/35




Details:
Brass tanks, Copper Brass core
Oil Cooler 275mm

AR2160A*Toyota***Hilux, RN105, Auto, 2.4Lt, Petrol, 81 - 91**

Core Dimensions
426 x 530 x 46, 3 Row


Inlet/Outlet
35/35

Details:
Brass tanks, Copper Brass core

AR2169A*Toyota***Hilux, RN105, Manual, 2.4Lt, Petrol, 81 - 91****Core Dimensions**
450 x 530 x 48, 3 Row**Inlet/Outlet**
35/35**Details:**
Brass tanks, Copper Brass core**AR2254K***Toyota***Hilux, LN40, Manual, 2.4Lt, Diesel, 80 - 88****Core Dimensions**
400 x 529 x 48, 3 Row**Inlet/Outlet**
35/35**Details:**
Brass tanks, Copper Brass core**AR2154J***Toyota***Hilux, RN36-46, Manual, 1.6Lt, Petrol, 79 - 83****Core Dimensions**
375 x 530 x 32, 2 Row**Inlet/Outlet**
34/34**Details:**
Brass tanks, Copper Brass core**AR2821J***Toyota***Kluger, GSU40R, GSU45R, Auto, 3.5Lt, V6, 07>****Core Dimensions**
475 x 767 x 27, 1 Row**Inlet/Outlet**
34/34**Details:**
Plastic tanks, Copper Brass core**AR2408J***Toyota***Kluger, MHU48, Auto, 3.5Lt, V6, 07>****Core Dimensions**
475 x 765 x 27, 1 Row**Inlet/Outlet**
35/35**Details:**
Brass tanks, Copper Brass core**AR2407J***Toyota***Kluger, MHU48, Auto, 3.5Lt, V6, 04 - 07****Core Dimensions**
450 x 728 x 27, 2 Row**Inlet/Outlet**
34/34**Details:**
Plastic tanks, Aluminium core

AR2405J**Toyota**

Kluger, MCU20, Auto, 3.3Lt, V6, 03 - 07




Core Dimensions
450 x 737 x 16, 1 Row

Inlet/Outlet
34/34

Details:
Plastic tanks, Aluminium core

AR2817J**Toyota**

Landcruiser, 200 Series, Auto, 4.7Lt, V8, 07 - 10




Core Dimensions
590 x 712 x 48, 3 Row

Inlet/Outlet
38/38

Details:
Plastic tanks, Aluminium core

AR2818J**Toyota**

Landcruiser, 200 Series, Auto, 4.7Lt, V8, 07 - 10




Core Dimensions
590 x 712 x 48, 3 Row

Inlet/Outlet
38/38

Details:
Plastic tanks, Copper Brass core

AR2819J**Toyota**

Landcruiser, 200 Series, Manual, 4.5Lt, Diesel, 07 - 10



Core Dimensions
590 x 712 x 48, 3 Row

Inlet/Outlet
38/38

Details:
Plastic tanks, Aluminium core
8mm pipe top tank

AR2816J**Toyota**

Landcruiser, VDJ70, Manual, 4.5Lt, V8, Turbo, Late




Core Dimensions
560 x 595 x 48, 3 Row

Inlet/Outlet
38/38

Details:
Brass tanks, Copper Brass core

AR2815J**Toyota**

Landcruiser, VDJ70, Manual, 4.5Lt, V8, Turbo, 07>



Core Dimensions
560 x 595 x 48, 3 Row

Inlet/Outlet
38/38

Details:
Plastic tanks, Aluminium core

AR2066J*Toyota*

Landcruiser, 100 Series, Manual, 4.5Lt, Diesel, 02 - 07



Core Dimensions
510 x 698 x 49, 2 Row

Inlet/Outlet
38/42

Details:
Plastic tanks, Aluminium core

AR2067J*Toyota*

Landcruiser, 100 Series, Auto, 4.5Lt, Diesel, 02 - 07



Core Dimensions
510 x 698 x 49, 2 Row

Inlet/Outlet
38/42

Details:
Plastic tanks, Aluminium core
Oil Cooler 390mm

AR2062J*Toyota*

Landcruiser, 100 Series, Auto, 4.7Lt, V8, 02 - 07




Core Dimensions
510 x 698 x 49, 2 Row

Inlet/Outlet
38/42

Details:
Plastic tanks, Aluminium core
Oil Cooler 390mm

AR2061J*Toyota*

Landcruiser, 100 Series, Manual, 4.7Lt, V8, 02 - 07



Core Dimensions
510 x 698 x 49, 2 Row

Inlet/Outlet
38/42

Details:
Plastic tanks, Aluminium core

AR2052J*Toyota*

Landcruiser, 100 Series, Auto, 4.5Lt, Petrol & Diesel, 98 - 04



Core Dimensions
425 x 695 x 38, 2 Row

Inlet/Outlet
38/42

Details:
Plastic tanks, Aluminium core
Oil Cooler 390mm

AR2051J*Toyota*

Landcruiser, 100 Series, Manual, 4.5Lt, Petrol & Diesel, 98 - 04



Core Dimensions
425 x 695 x 38, 2 Row

Inlet/Outlet
38/42

Details:
Plastic tanks, Aluminium core

AR2814J

Toyota

Landcruiser, 79 Series, Manual, 4.2Lt, 99 - 07



Core Dimensions
560 x 525 x 64, 4 Row


Inlet/Outlet
38/42

Details:
Brass tanks, Copper Brass core

AR2216J

Toyota

Landcruiser, 80 Series, Auto, 4.5Lt, Petrol & 4.2Lt, Diesel, 90 - 98



Core Dimensions
425 x 730 x 48, 3 Row

Inlet/Outlet
40/40

Details:
Brass tanks, Copper Brass core
Oil Cooler 390mm
Also available in JR2216A

AR2063J

Toyota

Landcruiser, 80 Series, Auto, 4.5Lt, Petrol, 90 - 98



Core Dimensions
425 x 720 x 48, 3 Row


Inlet/Outlet
38/42

Details:
Plastic tanks, Aluminium core

AR2068J

Toyota

Landcruiser, 80 Series, Auto, 4.2Lt, Diesel, 90 - 98



Core Dimensions
425 x 720 x 48, 3 Row

Inlet/Outlet
38/42

Details:
Plastic tanks, Aluminium core

AR2050J

Toyota

Landcruiser, 75-78 Series, Manual, 4.2Lt, 90 - 98



Core Dimensions
500 x 515 x 70, 4 Row

Inlet/Outlet
40/40

Details:
Brass tanks, Copper Brass core

AR2208J

Toyota

Landcruiser, 75 Series, Manual, 4.2Lt, Diesel, 85 - 90



Core Dimensions
500 x 530 x 64, 4 Row

Inlet/Outlet
40/40

Details:
Brass tanks, Copper Brass core

AR2206J*Toyota***Landcruiser, 75 Series, Manual, 4.2Lt, Petrol, 84 - 92**

Core Dimensions
450 x 530 x 64, 4 Row

Inlet/Outlet
38/38


Details:
Brass tanks, Copper Brass core

AR2214J*Toyota***Landcruiser, 62 Series, Manual, 4.2Lt, Petrol, 84 - 90**

Core Dimensions
398 x 610 x 64, 4 Row

Inlet/Outlet
38/38


Details:
Brass tanks, Copper Brass core

AR2205J*Toyota***Landcruiser, 60 Series, Manual, 4.0Lt, Petrol, 80 - 84**

Core Dimensions
380 x 610 x 64, 4 Row

Inlet/Outlet
40/40

Details:
Brass tanks, Copper Brass core

AR2210J*Toyota***Landcruiser, 60 Series, Manual, 4.0Lt, Diesel, 80 - 90**

Core Dimensions
398 x 612 x 64, 4 Row

Inlet/Outlet
38/38

Details:
Brass tanks, Copper Brass core

AR2824J*Toyota***Surf, YKZN130, VZN130R, Auto C/B, Diesel**

Core Dimensions
550 x 530 x 48, 3 Row

Inlet/Outlet
38/38

Details:
Brass tanks, Copper Brass core

AR2207J*Toyota***Landcruiser, 47 Series, Manual, 4.0Lt, Diesel, 80 - 87**

Core Dimensions
435 x 530 x 64, 4 Row

Inlet/Outlet
38/38

Details:
Brass tanks, Copper Brass core

AR2204J

Toyota

Landcruiser, 46 Series, Manual, 3.9Lt, 4.2Lt, Petrol, 75 - 84



Core Dimensions
435 x 490 x 45, 3 Row

Inlet/Outlet
39/39

Details:
Brass tanks, Copper Brass core

AR2203J

Toyota

Landcruiser, 45 Series, Manual, 4.2Lt, Petrol, 75 - 84



Core Dimensions
435 x 530 x 64, 4 Row

Inlet/Outlet
38/38

Details:
Brass tanks, Copper Brass core

AR2825J

Toyota

Landcruiser, Prado, KDJ150, Auto, Diesel



Core Dimensions
575 x 643 x 36, 1 Row

Inlet/Outlet
38/38

Details:
Plastic tanks, Aluminium core
Oil Cooler

AR2201J

Toyota

Landcruiser, 40 Series, Manual, 4.2Lt, Petrol, 75 - 84



Core Dimensions
435 x 490 x 64, 4 Row


Inlet/Outlet
38/38

Details:
Brass tanks, Copper Brass core

AR1027J

Toyota

Lexcen, VS, Auto, V6, 93 - 95



Core Dimensions
546 x 416 x 25, 1 Row

**Inlet Tank: RT1026,
O Ring: OR1026**

Inlet/Outlet
35/40

Details:
Plastic tanks, Aluminium core
Oil Cooler 275mm.
For performance version use JR1027HP

AR1027V

Toyota

Lexcen, VS, Auto, V6, 91 - 95



Core Dimensions
545 x 420 x 32, 2 Row

**Inlet Tank: RT1026,
O Ring: OR1026**


Inlet/Outlet
35/40

Details:
Plastic tanks, Aluminium core
Oil Cooler 275mm
Universal fit

AR1026J

Toyota

Lexcen, VP, VR, VS, Auto, V6, 91 - 93



Core Dimensions
546 x 416 x 25, 1 Row

Inlet Tank: RT1026,
O Ring: OR1026,
Core: RC1026


Inlet/Outlet
35/40

Details:
Plastic tanks, Aluminium core
Oil Cooler 275mm Barb connection
For performance version use JR1027HP

AR1025J

Toyota

Lexcen, VN, Auto, V6, 88 - 92



Core Dimensions
546 x 418 x 25, 2 Row

Inlet Tank: RT1026,
O Ring: OR1026


Inlet/Outlet
35/40

Details:
Plastic tanks, Aluminium core

AR2780J

Toyota

MR2, ZZW30R, Manual, 1.8Lt, 99 - 04



Core Dimensions
650 x 320 x 16, 1 Row


Inlet/Outlet
35/35

Details:
Plastic tanks, Aluminium core
1 Sender port top right hand corner

AR2609D

Toyota

Paseo, EL54, Auto, 1.5Lt, 95 - 99



Core Dimensions
325 x 642 x 27, 2 Row

Inlet/Outlet
28/28

Details:
Plastic tanks, Aluminium core

AR2245D

Toyota

Paseo, EL44, Auto, 1.5Lt, 91 - 95



Core Dimensions
325 x 698 x 27, 2 Row

Inlet/Outlet
28/28

Details:
Plastic tanks, Aluminium core

AR2145D

Toyota

Paseo, EL44, Manual, 1.5Lt, 91 - 95



Core Dimensions
325 x 661 x 27, 2 Row

Inlet/Outlet
28/28


Details:
Plastic tanks, Aluminium core

AR2404J*Toyota***Prado, GRJ150, Auto, 1GR-FE 09>**

Core Dimensions
575 x 650 x 27, 2 Row

Inlet/Outlet
38/38


Details:
Plastic tanks, Aluminium core

AR2397J*Toyota***Prado, GRJ120 Series, Auto, 4.0Lt, V6, 03>**

Core Dimensions
649 x 593 x 27, 1 Row

Inlet/Outlet
38/38


Details:
Plastic tanks, Aluminium core

AR2403J*Toyota***Prado, KZJ120 Series, Auto, 3.0Lt, Turbo Diesel, 03>**

Core Dimensions
650 x 588 x 36, 2 Row

Inlet/Outlet
38/38

Details:
Plastic tanks, Aluminium core

AR2195J*Toyota***Prado, RZJ120 Series, Auto, 2.7Lt, Petrol, 03>**

Core Dimensions
649 x 593 x 16, 1 Row

Inlet/Outlet
34/34

Details:
Plastic tanks, Aluminium core

AR2400J*Toyota***Prado, KZJ120 Series, Manual, 3.0Lt, Turbo Diesel, 03>**

Core Dimensions
649 x 588 x 36, 2 Row

Inlet/Outlet
38/38


Details:
Plastic tanks, Aluminium core

AR2399J*Toyota***Prado, KZN120 Series, Auto, 3.0Lt, V6, 03>**

Core Dimensions
649 x 588 x 36, 2 Row

Inlet/Outlet
38/38

Details:
Plastic tanks, Aluminium core

AR2095J*Toyota***Prado, RZJ120 Series, Manual, 2.7Lt, Petrol, 03>**

Core Dimensions
649 x 325 x 16, 1 Row

Inlet/Outlet
34/34

Details:
Plastic tanks, Aluminium core

AR2384J*Toyota***Prado, KZJ90 Series, Auto, 3.0Lt, Diesel, 00 - 03**

Core Dimensions
575 x 641 x 36, 2 Row

Inlet/Outlet
38/38

Details:
Plastic tanks, Aluminium core

AR2284J*Toyota***Prado, KZJ90 Series, Manual, 3.0Lt, 00 - 03**

Core Dimensions
574 x 641 x 36, 2 Row

Inlet/Outlet
38/38

Details:
Plastic tanks, Aluminium core

AR2055J*Toyota***Prado, RZJ, VZJ90 Series, Auto, 3.4Lt, V6, 00 - 03**

Core Dimensions
575 x 635 x 27, 1 Row

Inlet/Outlet
35/35

Details:
Plastic tanks, Aluminium core
Oil Cooler 375mm

AR2075J*Toyota***Prado, RZJ, VZJ90 Series, Auto, 3.4Lt, V6, 00 - 03**

Core Dimensions
575 x 640 x 27, 1 Row

Inlet/Outlet
34/34

Details:
Plastic tanks, Aluminium core

AR2512D*Toyota***Prius ZVW30, XW30, Auto, 1.8Lt, 09>**

Core Dimensions
600 x 370 x 16, 1 Row

Inlet/Outlet
34/34

Details:
Plastic tanks, Aluminium core

AR2511D

Toyota

Prius, NHW20 Series, Auto, 1.5Lt, 03>



Core Dimensions
600 x 351 x 16, 1 Row

Inlet/Outlet
34/34

Details:
Aluminium tanks, Aluminium core

AR2704J

Toyota

Rav4, ACA33R, Auto, 2.4Lt, 06>



Core Dimensions
670 x 440 x 22, 1 Row


Inlet/Outlet
38/38

Details:
Plastic tanks, Aluminium core
10mm pipe

AR2701J

Toyota

Rav4, ACA20-23R, Auto, 2.4Lt, 01 - 06



Core Dimensions
375 x 738 x 25, 1 Row


Inlet/Outlet
35/35

Details:
Plastic tanks, Aluminium core
Oil Cooler 385mm 1 Sender port outlet tank

AR2701V

Toyota

Rav4, ACA20-23R, Auto, 2.4Lt, 01 - 06



Core Dimensions
375 x 738 x 25, 1 Row


Inlet/Outlet
35/35

Details:
Plastic tanks, Aluminium core

AR2700J

Toyota

Rav4, ACA20-23R, Manual, 2.4Lt, 01 - 06



Core Dimensions
375 x 738 x 25, 1 Row


Inlet/Outlet
34/34

Details:
Plastic tanks, Aluminium core
1 Sender port outlet tank

AR2059J

Toyota

Rav4, SXA10/11R, Auto, 2.0Lt, 99 - 00



Core Dimensions
350 x 697 x 26, 1 Row

Inlet/Outlet
31/31


Details:
Plastic tanks, Aluminium core
Oil Cooler 400mm 1 Sender port outlet tank

***Universal fit comes with top mounting pins. Suits RAV4 model with either saddle or pin top mounts**

AR2060J

Toyota

Rav4, SXA10/11R, Manual, 2.0Lt, 94 - 00



Core Dimensions
350 x 697 x 26, 1 Row

Inlet/Outlet
31/31

Details:
Plastic tanks, Aluminium core
1 Sender port outlet tank

***Universal fit comes with top mounting pins. Suits RAV4 model with either saddle or pin top mounts**

AR2072D

Toyota

Rukus, AZE15R, Auto, 2.4Lt, 2AZ-FE Engine, 10>



Core Dimensions
600 x 370 x 27, 1 Row


Inlet/Outlet
34/34

Details:
Plastic tanks, Aluminium core
Oil Cooler 250mm

AR2109D

Toyota

Soarer, Auto, 2.5Lt, 91 - 97



Core Dimensions
425 x 737 x 27, 1 Row


Inlet/Outlet
34/34

Details:
Plastic tanks, Aluminium core

AR2190J

Toyota

Starlet, EP91, Auto, 1.3Lt, 96 - 99



Core Dimensions
325 x 635 x 25, 1 Row


Inlet/Outlet
28/28

Details:
Plastic tanks, Aluminium core
Oil Cooler 275mm

AR2218J

Toyota

Starlet, EP91, Manual, 1.3Lt, 96 - 99



Core Dimensions
325 x 640 x 16, 1 Row


Inlet/Outlet
28/28

Details:
Plastic tanks, Copper Brass core

AR2283D

Toyota

Supra, MA71, Auto, 3.0Lt, Turbo, 91 - 93



Core Dimensions
375 x 642 x 27, 1 Row


Inlet/Outlet
34/34

Details:
Plastic tanks, Aluminium core

AR2462J

Toyota

Supra, MA71, Manual, 3.0Lt, 86 - 90



Core Dimensions
375 x 647 x 32, 2 Row

Inlet/Outlet
34/34

Details:
Plastic tanks, Copper Brass core
For performance version use JR2463HP

AR2706J

Toyota

Tarago, ACR50, Auto, 2.4Lt, 06>



Core Dimensions
670 x 402 x 22, 1 Row

Inlet/Outlet
38/38

Details:
Plastic tanks, Aluminium core
10mm pipe

AR2385J

Toyota

Tarago, ACA30R, Auto, 2.4Lt, 00 - 05



Core Dimensions
450 x 736 x 27, 1 Row


Inlet/Outlet
38/38

Details:
Plastic tanks, Aluminium core

AR2064J

Toyota

Tarago, TCR20, 21, Auto, 2.4Lt, 95 - 00



Core Dimensions
425 x 678 x 16, 1 Row

Inlet/Outlet
38/38

Details:
Plastic tanks, Aluminium core

AR2054J

Toyota

Tarago, TCR10, 11, 20, 21, Auto, 2.4Lt, 90 - 00



Core Dimensions
425 x 670 x 32, 2 Row


Inlet/Outlet
38/38

Details:
Plastic tanks, Copper Brass core
Oil Cooler 325mm

AR2064J

Toyota

Tarago, TCR10, 11, 20, 21, Auto, 2.4Lt, 90 - 00



Core Dimensions
430 x 660 x 18, 1 Row

Inlet/Outlet
38/38

Details:
Plastic tanks, Copper Brass core
Oil Cooler 325mm

AR2103J*Toyota*

Tercel, AL25, Manual, 1.5Lt, 83 - 88

**Core Dimensions**


350 x 488 x 16, 1 Row

Inlet/Outlet

31/31

Details:Plastic tanks, Copper Brass core
1 Sender port outlet tank**AR2270J***Toyota*

Townace SBV, KR42R, Auto, 1.9Lt, 95 - 00

**Core Dimensions**

426 x 680 x 16, 1 Row

Inlet/Outlet


32/32

Details:

Plastic tanks, Aluminium core

AR2269J*Toyota*

Townace SBV, KR42R, Manual, 1.9Lt, 95 - 00

**Core Dimensions**

425 x 680 x 16, 1 Row

Inlet/Outlet


32/32

Details:

Plastic tanks, Aluminium core

AR2096J*Toyota*

Yaris, NCP, Auto, 1.3Lt, 1.5Lt, 05>

**Core Dimensions**

350 x 475 x 18, 1 Row

Inlet/Outlet

32/32

Details:

Plastic tanks, Aluminium core

AR2097J*Toyota*

Yaris, NCP, Manual, 1.3Lt, 1.5Lt, 05>

**Core Dimensions**

350 x 475 x 18, 1 Row

Inlet/Outlet


32/32

Details:

Plastic tanks, Aluminium core

AR4038J*Volkswagen*

Bora, 1J, Manual, 2.0Lt, 98 - 03

**Core Dimensions**

647 x 400 x 22, 1 Row

Inlet/Outlet


32/32 quick connect

Details:

Plastic tanks, Aluminium core

AR4003J**Volkswagen**

Caravelle, T4, Manual, 2.5Lt, 5cyl, 97 - 03

**Core Dimensions**


720 x 413 x 34, 2 Row round tubes

Inlet/Outlet

32/32

Details:Plastic tanks, Aluminium core
1 Sender port**AR4092J****Volkswagen**

EOS, 1F, EOS, Turbo Diesel, 07>

**Core Dimensions**

650 x 451 x 34, 1 Row

Inlet/Outlet

34/34 quick connect

Details:

Plastic tanks, Aluminium core

AR4091J**Volkswagen**

EOS, 1F, EOS, Turbo Petrol, 07>

**Core Dimensions**

650 x 451 x 34, 1 Row

Inlet/Outlet


34/34 quick connect

Details:

Plastic tanks, Aluminium core

AR4038J**Volkswagen**

Golf, A4, Auto & Manual, 2.0Lt, 98 - 03

**Core Dimensions**

647 x 400 x 22, 1 Row

Inlet/Outlet

32/32 quick connect

Details:

Plastic tanks, Aluminium core

AR4002J**Volkswagen**

Golf, A4, Manual, 2.0Lt, 98 - 03

**Core Dimensions**

650 x 414 x 34, 2 Row

Inlet/Outlet

32/32 quick connect

Details:Plastic tanks, Aluminium core
1 Sender port tank, Round tube**AR4186J****Volkswagen**

Golf, A4, Auto & Manual, 1.9Lt, TDI, 98 - 05

**Core Dimensions**

650 x 415 x 33, 2 Row

Inlet/Outlet

40/40 quick connect

Details:


Plastic tanks, Aluminium core

AR4179J**Volkswagen****Golf, A3, 1.4Lt, 94 - 99****Core Dimensions**

625 x 360 x 32, 1 Row

Inlet/Outlet

32/32

Details:Plastic tanks, Aluminium core
1 Sender port outlet tank**AR4182J****Volkswagen****Golf, A3, Manual, 2.8Lt, V6, 94 - 98****Core Dimensions**

625 x 360 x 32, 1 Row

Inlet/Outlet

32/32

Details:Plastic tanks, Aluminium core
1 Sender port**AR4186J****Volkswagen****Golf, A3, Auto & Manual, 1.9Lt, Turbo Diesel, 92 - 98****Core Dimensions**


650 x 415 x 33, 2 Row

Inlet/Outlet

40/40 quick connect

Details:

Plastic tanks, Aluminium core

AR4180J**Volkswagen****Golf, A3, Manual, 1.8Lt, 1.9Lt, TD, 2.0Lt, 91 - 98****Core Dimensions**

630 x 360 x 32, 1 Row

Inlet/Outlet

32/32

Details:Plastic tanks, Aluminium core
1 Sender port outlet tank**AR4198J****Volkswagen****Jetta, Auto, 2.0Lt, TD, 06>****Core Dimensions**

650 x 462 x 32, 2 Row

Inlet/Outlet

32/32 quick connect

Details:

Plastic tanks, Aluminium core

AR4007J**Volkswagen****New Beetle, 1.8Lt, 00 - 05****Core Dimensions**

650 x 377 x 34, 2 Row

Inlet/Outlet

32/32 quick connect

Details:Plastic tanks, Aluminium core
1 Sender port, Round tube

AR4198J

Volkswagen

Passat, Auto, 2.0Lt, TD, 06>



Core Dimensions
650 x 462 x 32, 2 Row


Inlet/Outlet
32/32 quick connect

Details:
Plastic tanks, Aluminium core

AR4050J

Volkswagen

Passat, B5, Manual, 1.8Lt, 98 - 03



Core Dimensions
632 x 415 x 23, 2 Row

Inlet/Outlet
32/32 quick connect

Details:
Plastic tanks, Aluminium core
1 Sender port above outlet fitting

*Some, A4 models have quick connect outlet and standard straight inlet

AR4114J

Volkswagen

Passat, B4-B5, Auto, 2.8Lt, V6, 95 - 00



Core Dimensions
632 x 397 x 30, 1 Row

Inlet/Outlet
38/38 quick connect

Details:
Plastic tanks, Aluminium core
Oil Cooler 300mm 1 Sender unit in outlet tank (Inc. plug)

AR4114J

Volkswagen

Passat, B5, Auto, 2.8Lt, V6, 95 - 00



Core Dimensions
632 x 397 x 30, 1 Row

Inlet/Outlet
38/38 quick connect

Details:
Plastic tanks, Aluminium core
Oil Cooler 300mm 1 Sender unit in outlet tank (Inc. plug)

AR4193J

Volkswagen

Polo, 9N, Manual, 1.4Lt, 01 - 06



Core Dimensions
630 x 410 x 22, 2 Row

Inlet/Outlet
39/39 quick connect

Details:
Plastic tanks, Aluminium core
1 Sender port inlet tank

AR4179J

Volkswagen


Polo, 6N, 1.4Lt, 94 - 99



Core Dimensions
625 x 360 x 32, 1 Row

Inlet/Outlet
32/32

Details:
Plastic tanks, Aluminium core
1 Sender port outlet tank

AR4184J**Volkswagen****Polo, 6N, Manual, 1.4Lt, 1.6Lt, 93 - 98**

Core Dimensions
623 x 355 x 30, 1 Row

Inlet/Outlet
32/32

Details:
Plastic tanks, Aluminium core
1 Sender port

AR4195J**Volkswagen****Touareg, 7L, Auto, 3.2Lt, 4.2Lt, V6, Turbo Diesel, 02 - 07**

Core Dimensions
710 x 551 x 40, 2 Row

Inlet/Outlet
35/35 quick connect

Details:
Plastic tanks, Aluminium core

AR4194J**Volkswagen****Touareg, 7L, Auto & Manual, 4.9Lt, TDI, V10, 02 - 07**

Core Dimensions
710 x 551 x 40, 2 Row

Inlet/Outlet
35/35 quick connect


Details:
Plastic tanks, Aluminium core

AR4188J**Volkswagen****Transporter, T5, Auto & Manual, 03>**

Core Dimensions
710 x 470 x 26, 1 Row

Inlet/Outlet
31.5/31.5

Details:
Plastic tanks, Aluminium core
Including switch bottom inlet tank

AR4173J**Volkswagen****Transporter, T4, Auto & Manual, 2.5Lt, 97 - 02**

Core Dimensions
720 x 360 x 32, 1 Row

Inlet/Outlet
32/32

Details:
Plastic tanks, Aluminium core
1 Sender port tank

AR4196J**Volkswagen****Transporter, T4, Manual, 2.5Lt, 90 - 95**

Core Dimensions
568 x 438 x 44, 2 Row

Inlet/Outlet
35/35

Details:
Plastic tanks, Aluminium core

AR4070J

Volvo

240, 740, 760, 940, Auto, 2.3Lt, 85 - 90



Core Dimensions
450 x 418 x 32, 1 Row

Inlet/Outlet
33/33

Details:
Plastic tanks, Aluminium core
Oil Cooler 210mm 1 Sender port inlet tank with thermo switch

AR4072J

Volvo

240, 260, 740, 760, Auto, 2.3Lt, 76 - 90



Core Dimensions
453 x 420 x 33, 2 Row

***Supplied with switch**


Inlet/Outlet
32/32

Details:
Brass tanks, Copper Brass core
Oil Cooler 200mm 1 Sender port inlet with switch

AR4073J

Volvo

740, Auto, 2.3Lt, 92 - 97



Core Dimensions
590 x 417 x 32, 1 Row


Inlet/Outlet
33/33

Details:
Plastic tanks, Aluminium core
Oil Cooler 280mm

AR4071J

Volvo

850, Auto, 2.5Lt, 91 - 96



Core Dimensions
590 x 389 x 40, 1 Row

Inlet/Outlet
37/37

Details:
Plastic tanks, Aluminium core
Oil Cooler 280mm

AR4074J

Volvo

850, Auto, 2.5Lt, 94 - 97



Core Dimensions
590 x 390 x 40, 1 Row

Inlet/Outlet
36/36

Details:
Plastic tanks, Aluminium core
2 Oil Coolers: Inlet 315mm - Outlet 280mm

AR4077J

Volvo

960, Auto, 2.9Lt, 90 - 98



Core Dimensions
590 x 495 x 32, 1 Row


Inlet/Outlet
34/34

Details:
Plastic tanks, Aluminium core
Oil Cooler 280mm

AR4075J

Volvo

C70, Auto, 2.3Lt, 99 - 02



Core Dimensions
620 x 420 x 40, 1 Row


Inlet/Outlet
38/38

Details:
Plastic tanks, Aluminium core
Oil Cooler 330mm

AR4075J

Volvo

S60-S80, Auto, 99 - 02



Core Dimensions
620 x 420 x 40, 1 Row


Inlet/Outlet
38/38

Details:
Plastic tanks, Aluminium core
Oil Cooler 330mm

AR4076J

Volvo

S70/V70, Auto, 2.4Lt, 2.5Lt, 99 - 01



Core Dimensions
590 x 390 x 40, 1 Row

Inlet/Outlet
38/38

Details:
Plastic tanks, Aluminium core
Oil Cooler 280mm

AR4094J

Volvo

XC90, Auto, 02 - 07



Core Dimensions
620 x 540 x 40, 2 Row

Inlet/Outlet
38/38

Details:
Plastic tanks, Aluminium core
8mm pipe outlet tank

Charge Air Coolers

Part Listing

Audi	»	214
Citroen	»	214
Fiat	»	214
Ford	»	214
Holden	»	215
Iveco	»	215
Mazda	»	215
Mercedes Benz	»	215
Mini	»	216
Mitsubishi	»	217
Nissan	»	217
Peugeot	»	217
Porsche	»	217
Renault	»	217
Skoda	»	218
Volkswagen	»	218

ACA4105

Audi

A3 04>



Dimensions
615 x 405 x 32

Inlet/Outlet
75/75

ACA4109

Audi

A3 1.8Lt Turbo 97 - 04



Picture unavailable at time of printing

Dimensions
190 x 190 x 85

Inlet/Outlet
60/60

ACA4111

Audi

A4 1.8Lt Turbo 95 - 02



Picture unavailable at time of printing


Dimensions
245 x 175 x 65

Inlet/Outlet
53/53

ACA4213

Citroen

C3 1.6Lt HDI 07>



Dimensions
300 x 159 x 81

Inlet/Outlet
65/65

ACA4112

Fiat

Ducato 2.2Lt - 3.3Lt 07/06>



Picture unavailable at time of printing

Dimensions
740 x 130 x 64

Inlet/Outlet
60/60

ACA3224

Ford

Courier 02 - 05



Dimensions
325 x 145 x 60

Inlet/Outlet
50/50

ACA4048

Ford

Focus LT TDCI 07>



Picture unavailable at time of printing

Dimensions
657 x 157 x 40

Inlet/Outlet
50/50

ACA4047

Ford

Transit VI 2.4Lt Diesel 02> M/T



Dimensions
400 x 127 x 76

Inlet/Outlet
65/65

ACA9350

Holden

Rodeo RA03 3/03> 3Lt Colorado RC



Dimensions
245 x 290 x 65

Inlet/Outlet
50/50

ACA4113

Iveco

Daily 2.8Lt Turbo Diesel 99>




Dimensions
475 x 189 x 64

Inlet/Outlet
60/60

ACA3224

Mazda

Bravo B2600 02 - 05



Dimensions
325 x 145 x 60

Inlet/Outlet
50/50

IC3225 for later model

ACA4210

Mercedes Benz

W210 E Class 95>



Dimensions
562 x 117 x 50

Inlet/Outlet
60/60

ACA4508

Mercedes Benz

W203 C180, C200 Kompressor



Dimensions
650 x 130 x 55

Inlet/Outlet
71/71

ACA4116

Mercedes Benz

W169 A180 2.0Lt 05/05>



Dimensions
700 x 115 x 65

Inlet/Outlet
71/71

ACA400

Mercedes Benz

Sprinter 95>



Dimensions
716 x 255 x 31

Inlet/Outlet
65/65

ACA4211

Mercedes Benz

Vito Diesel 04>



Picture unavailable at time of printing


Dimensions
633 x 158 x 64

Inlet/Outlet
57/57

ACA4005

Mercedes Benz

Vito W638 96 - 03



Dimensions
290 x 280 x 50

Inlet/Outlet
60/60

ACA4212

Mini

Cooper 1.6Lt Turbo 03 - 07



Dimensions
540 x 82 x 64

Inlet/Outlet
55/55

ACA8057

Mitsubishi

Triton ML 6/06>



Dimensions
275 x 220 x 48

Inlet/Outlet
55/55

ACA6000

Nissan

Navara D40 2.5Lt TD 05>




Dimensions
445 x 188 x 64

Inlet/Outlet
65/65

ACA4213

Peugeot

207 1.6Lt Diesel 3/07>



Dimensions
300 x 159 x 81

Inlet/Outlet
65/65

ACA4106

Porsche

Cayenne 4.5Lt TDI 03 - 07 RHS



Dimensions
287 x 292 x 50

Inlet/Outlet
70/65

ACA4107

Porsche

Cayenne 4.5Lt TDI 03 - 07 LHS



Dimensions
287 x 292 x 50

Inlet/Outlet
65/70

ACA4500

Renault

Megane 1.9Lt TDI



Dimensions
183 x 205 x 85

Inlet/Outlet
60/60

ACA4105

Skoda

Superb 2.8lt, 3.0Lt Turbo



Dimensions
615 x 405 x 32

Inlet/Outlet
75/75

ACA4105

Volkswagen

Caddy 1.9Lt Diesel 05>



Dimensions
615 x 405 x 32

Inlet/Outlet
75/75

ACA4109

Volkswagen

Golf GTI 1.8Lt Turbo 05>



Picture unavailable at time of printing


Dimensions
190 x 190 x 85

Inlet/Outlet
60/60

ACA4105

Volkswagen

Golf



Dimensions
615 x 405 x 32

Inlet/Outlet
75/75

ACA4105

Volkswagen

Jetta 04>



Dimensions
615 x 405 x 32

Inlet/Outlet
75/75

ACA4115

Volkswagen

Passat 1.8Lt Turbo 98 - 05



Dimensions
245 x 175 x 65

Inlet/Outlet
53/53

ACA4105

Volkswagen

Tiguan 5/08>



Dimensions
615 x 405 x 32

Inlet/Outlet
75/75

ACA4106

Volkswagen

Touareg 4.5Lt TDI 9/03> RHS



Dimensions
288 x 292 x 50

Inlet/Outlet
70/65

ACA4107

Volkswagen

Touareg 4.5Lt TDI 9/03> LHS



Dimensions
288 x 292 x 50

Inlet/Outlet
65/70

ACA4100

Volkswagen

Transporter T5 1.9Lt, 2.5Lt TD 8/04>



Dimensions
717 x 255 x 35

Inlet/Outlet
65/65

ACA4100

Volkswagen

Transporter Multivan T5 2.5Lt, 1.9lt TD 8/04>



Dimensions
720 x 194 x 32

Inlet/Outlet
85/85

Heater Cores & Heater Taps

Parts Listing

Heater Cores

Alfa Romeo	»	221
Audi	»	221
BMW	»	221
Citroen	»	222
Daewoo	»	223
Ford	»	224
Holden	»	227
Hyundai	»	229
Lexus	»	229
Mazda	»	229
Mercedes Benz	»	230
Mitsubishi	»	230
Nissan	»	232
Peugeot	»	233
Range Rover	»	233
Renault	»	233
Saab	»	233
Seat	»	233
Skoda	»	234
Toyota	»	234
Volkswagen	»	238
Volvo	»	239

Heater Taps

Ford	»	240
Holden	»	240
Mitsubishi	»	240

Nissan	»	240
Electric	»	241
Cable	»	241

RHC0141

Alfa Romeo

33 85 - 92
OE # 60504449, 532125



Core
H -157 W -166 TH -42
Header Top
L -155 TH -52
Header Bottom
L -155 TH -52

Material
Alloy/Plastic

RHC0140

Alfa Romeo

164 87 - 98
OE # 60805074



Core
H -280 W -156 TH -48
Header Top
L -156 TH -55
Header Bottom
L -156 TH -55

Material
Alloy/Plastic

RHC0057

Audi

A3 9/96 - 7/98
OE # 1H2819031B



Core
H -235 W -155 TH -40
Header Top
L -155 TH -48
Header Bottom
L -155 TH -48

Material
Alloy/Plastic

RHC0100

Audi

A4 11/94 - 00
OE # 802819030, 802819031A




Core
H -234 W -158 TH -42
Header Top
L -160 TH -50
Header Bottom
L -155 TH -49

Material
Alloy/Plastic

RHC0142

Audi

80 2.0, 2.3, 2.6, 2.8Lt 92 - 00
OE # 894819031A




Core
H -234 W -156 TH -42
Header Top
L -160 TH -50
Header Bottom
L -160 TH -50

Material
Alloy/Plastic

RHC0062

BMW

E30 3 Series 10/82 - 91
OE # 64118391363



Core
H -223 W -150 TH -45
Header Top
L -160 TH -60
Header Bottom
L -160 TH -60

Material
Alloy/Plastic

RHC0143

BMW

E34 5 Series 93 - 95
OE # 64111384725



Core
H -184 W -276 TH -42
Header Top
L -276 TH -50
Header Bottom
L -276 TH -50

Material
 Alloy/Plastic

RHC0058

Citroen

Berlingo 07/96>
OE # 644880




Core
H -283 W -155 TH -40
Header Top
L -155 TH -48
Header Bottom
L -155 TH -48

Material
 Alloy/Plastic

RHC0069

Citroen

C2 09/03>
OE # 6448K9




Core
H -250 W -139 TH -42
Header Top
L -140 TH -50
Header Bottom
L -139 TH -49

Material
 Alloy/Plastic

RHC0069

Citroen

C3 04/02>
OE # 6448K9



Core
H -250 W -139 TH -42
Header Top
L -140 TH -50
Header Bottom
L -139 TH -49

Material
 Alloy/Plastic

RHC0058

Citroen

Xantia 03/93 - 05/02
OE # 644880



Core
H -283 W -155 TH -40
Header Top
L -155 TH -48
Header Bottom
L -155 TH -48

Material
 Alloy/Plastic

RHC0058

Citroen

Xsara 07/97>
OE # 644880



Core
H -283 W -155 TH -40
Header Top
L -155 TH -48
Header Bottom
L -155 TH -48

Material
 Alloy/Plastic

RHC0070

Daewoo

Lanos 95 - 97
OE # 96331063




Core
H -167 W -215 TH -24
Header Top
L -210 TH -40
Header Bottom
L -210 TH -40

Material
 Alloy

RHC0075

Daewoo

Leganza
OE # 96207413, 97190674




Core
H -167 W -200 TH -24
Header Top
L -193 TH -40
Header Bottom
L -193 TH -40

Material
 Alloy

RHC0074

Daewoo

Matiz
OE # 96314858




Core
H -150 W -180 TH -24
Header Top
L -180 TH -40
Header Bottom
L -180 TH -40

Material
 Alloy

RHC0075

Daewoo

Nubira I & II 06/97 - 11/03
OE # 96190674




Core
H -167 W -200 TH -24
Header Top
L -193 TH -40
Header Bottom
L -193 TH -40

Material
 Alloy

RHC0161

Daewoo

Cielo 1.5Lt 11/95 - 4/98
OE # 96231949




Core
H -160 W -185 TH -23
Header Top
L -185 TH -32
Header Bottom
L -185 TH -32

Material
 Alloy

RHC0067

Ford

Escape



Core
H -145 W -194 TH -45
Header Top
L -197 TH -50
Header Bottom
L -194 TH -50

Material
 Copper/Brass

RHC0080

Ford

Falcon BA 02>
OE # BA18B539A



Core
H -250 W -128 TH -36
Header Top
L -137 TH -44
Header Bottom
L -137 TH -44

Material
Alloy

RHC0014

Ford

Falcon EA-AU Sedan, Falcon XG, AU Ute, Fairlane
88 - 02 OE # EC18B539A



Core
H -140 W -160 TH -47
Header Top
L -160 TH -58
Header Bottom
L -160 TH -58

Material
Copper/Brass

RHC0003

Ford

Falcon XF, Fairlane ZL >88
OE # XF18B539A




Core
H -140 W -160 TH -47
Header Top
L -160 TH -58
Header Bottom
L -160 TH -58

Material
Copper/Brass

RHC0022

Ford

Falcon XE 1/83>
OE # F18B539A




Core
H -148 W -130 TH -48
Header Top
L -120 TH -60
Header Bottom
L -120 TH -60

Material
Copper/Brass

RHC0012

Ford

Falcon XD, XE >1/83
OE # XD18B359A



Core
H -147 W -130 TH -48
Header Top
L -123 TH -58
Header Bottom
L -123 TH -58

Material
Copper/Brass

RHC0017

Ford

Falcon XA-XC without A/C
OE # XC18476A



Core
H -147 W -130 TH -48
Header Top
L -122 TH -60
Header Bottom
L -122 TH -60

Material
Copper/Brass

RHC0081

Ford

Festiva 94 - 01



Core
H -140 W -145 TH -30
Header Top
L -145 TH -44
Header Bottom
L -145 TH -44

Material
 Copper/Brass

RHC0066

Ford

Ka 12/99>
OE # 96FW18B539AD



Core
H -243 W -208 TH -27
Header Top
L -203 TH -27
Header Bottom
L -203 TH -27

Material
 Alloy

RHC0023

Ford

Laser KF, KH >1/93
OE # AB45561A10AA



Core
H -145 W -180 TH -47
Header Top
L -180 TH -58
Header Bottom
L -180 TH -58

Material
 Copper/Brass

RHC0024

Ford

Laser KC, KE 11/85>
OE # AB09261A10AA



Core
H -140 W -167 TH -32
Header Top
L -160 TH -45
Header Bottom
L -160 TH -45

Material
 Copper/Brass

RHC0026

Ford

Laser KC Wagon, Laser KC, KE 4 Door
OE # B09261A10



Core
H -143 W -158 TH -48
Header Top
L -158 TH -60
Header Bottom
L -158 TH -60

Material
 Copper/Brass

RHC0026

Ford

Laser KC Hatch >11/85
OE # B09261A10



Core
H -143 W -158 TH -48
Header Top
L -158 TH -60
Header Bottom
L -158 TH -60

Material
 Copper/Brass

RHC0018

Ford

**Laser KA, KB
OE # B001-76405**




Core
H -140 W -160 TH -48
Header Top
L -160 TH -60
Header Bottom
L -160 TH -60

Material
Copper/Brass

RHC0068

Ford

**Mondeo 95 - 99
OE # 93BW 18476AC**




Core
H -193 W -150 TH -50
Header Top
L -143 TH -48
Header Bottom
L -143 TH -48

Material
Alloy

RHC0028

Ford

Telstar AT



Core
H -175 W -165 TH -32
Header Top
L -160 TH -40
Header Bottom
L -160 TH -40

Material
Copper/Brass

RHC0080

Ford

**Territory 5/04>
OE # BA 18B539A**



Core
H -250 W -128 TH -36
Header Top
L -137 TH -44
Header Bottom
L -137 TH -44

Material
Alloy

RHC0163

Ford

**Transit 2.5Lt Diesel with A/C 4/94 - 4/96
OE # 4166487**



Core
H -247 W -146 TH -48
Header Top
L -150 TH -55
Header Bottom
L -150 TH -55

Material
Copper/Brass

RHC0162

Ford

**Transit 2.5Lt Diesel without A/C 4/94 - 4/96
OE # 4042575**



Core
H -247 W -146 TH -42
Header Top
L -150 TH -50
Header Bottom
L -150 TH -50

Material
Copper/Brass

RHC2720

Holden

Commodore VE
OE # 92192307



Core
H -295 W -135 TH -25
Header Top
L -135 TH -30
Header Bottom
L -135 TH -30

Material
Alloy

RHC0089

Holden

Commodore VT - VZ, VU Ute, Statesman WH, WK
OE # 92206366



Core
H -200 W -169 TH -35
Header Top
L -169 TH -45
Header Bottom
L -169 TH -45

Material
Alloy

RHC0025

Holden

Commodore VN-VS, VG Ute, Statesman & Caprice VQ
OE # VS18009



Core
H -201 W -148 TH -32
Header Top
L -140 TH -42
Header Bottom
L -140 TH -42

Material
Copper/Brass

RHC0005

Holden

Commodore VK, some early VL
OE # VS16879



Core
H -170 W -145 TH -32
Header Top
L -142 TH -42
Header Bottom
L -142 TH -42

Material
Copper/Brass

RHC0001

Holden

Commodore VB-VH
OE # 92000147



Core
H -240 W -147 TH -32
Header Top
L -140 TH -40
Header Bottom
L -140 TH -40

Material
Copper/Brass

RHC0016

Holden

Commodore VB-VH with Harrison A/C
OE # 3037391



Core
H -200 W -145 TH -32
Header Top
L -140 TH -43
Header Bottom
L -140 TH -43

Material
Copper/Brass

RHC0091

Holden

Jackaroo 94>
OE # 8943 2864 02




Core
H -160 W -160 TH -45
Header Top
L -165 TH -55
Header Bottom
L -168 TH -55

Material
Alloy/Plastic

RHC0002

Holden

Kingswood HQ, HX, HZ without genuine A/C
OE # 9939196



Core
H -200 W -147 TH -32
Header Top
L -142 TH -40
Header Bottom
L -142 TH -40

Material
Copper/Brass

RHC0091

Holden

Rodeo 94>
OE # 8943 2864 02



Core
H -160 W -160 TH -45
Header Top
L -165 TH -55
Header Bottom
L -168 TH -55

Material
Alloy/Plastic

RHC0060

Holden

Vectra 10/95 - 06/03



Core
H -215 W -180 TH -40
Header Top
L -180 TH -52

Material
Alloy/Plastic

RHC0144

Holden

Barina XC 1.8Lt Z18XE 4/01 - 12/02
OE # 1618222, 9196140



Core
H -171 W -167 TH -42
Header Top
L -168 TH -50
Header Bottom
L -168 TH -50

Material
Alloy

RHC0046

Hyundai

Excel, Lantra 9/95>
OE # 97221-22001



Core
H -165 W -154 TH -40
Header Top
L -145 TH -48
Header Bottom
L -145 TH -48

Material
Alloy

RHC0045

Hyundai

Excel, X3 >9/95
OE # 97221-22000



Core
H -170 W -167 TH -26
Header Top
L -167 TH -40
Header Bottom
L -167 TH -40

Material
Alloy

RHC0048

Hyundai

Sonata 6/95>
OE # 97123-33901



Core
H -195 W -150 TH -42
Header Top
L -145 TH -50
Header Bottom
L -145 TH -50

Material
Alloy

RHC0106

Lexus

LX570 04/08>
OE # 87107-38300



Core
H -165 W -200 TH -20

Material
Alloy

RHC0130

Lexus

RX450H 96/09>
OE # 87107-33120



Core
H -130 W -210 TH -26

Material
Alloy

RHC0039

Mazda

121 DB 90 - 93



Core
H -145 W -185 TH -28
Header Top
L -185 TH -40
Header Bottom
L -185 TH -40

Material
Copper/Brass

RHC0090

Mazda

RX8 03>
OE # F15161A10




Core
H -95 W -281 TH -21
Header Top
L -182 TH -26
Header Bottom
L -182 TH -26

Material
Alloy

RHC0067

Mazda

Tribute 12/00>
OE # EC01-61-A08



Core
H -145 W -194 TH -45
Header Top
L -197 TH -50
Header Bottom
L -194 TH -50

Material
Cooper/Brass

RHC0148

Mercedes Benz

W126 S Class 86 - 92
OE # 0028353101



Core
H -210 W -216 TH -50
Header Top
L -216 TH -55
Header Bottom
L -216 TH -55

Material
Alloy/Plastic

RHC0148

Mercedes Benz

W129 500SL 5/92 - 6/98
OE # 0028353101



Core
H -210 W -216 TH -50
Header Top
L -216 TH -55
Header Bottom
L -216 TH -55

Material
Alloy/Plastic

RHC0146

Mercedes Benz

W210 E Class 94 - 02
OE # 2208300261




Core
H -239 W -189 TH -40
Header Top
L -196 TH -46
Header Bottom
L -190 TH -46

Material
Alloy

RHC0050

Mitsubishi

Magna TE, TF, TH, TJ Verada KE, KF, KH, KJ
2/96 - 06/03 OE # AW 349219



Core
H -153 W -195 TH -35
Header Top
L -193 TH -43
Header Bottom
L -193 TH -43

Material
Alloy
O'rings
OR9220 x 2

RHC7007

Outlet Pipes Suit HC0050



O'rings
OR9220 x 2

RHC9220

O'ring/Seal Suit HC0050



RHC0059

Mitsubishi

Magna TR, TS & Verada KR, KS 4/91 - 3/96



Core
H -204 **W** -167 **TH** -32
Header Top
L -160 **TH** -42
Header Bottom
L -160 **TH** -42

Material
 Copper/Brass

RHC0007

Mitsubishi

Magna TM, TN, TP 7/85 - 7/89
 OE # AW308788



Core
H -185 **W** -163 **TH** -30
Header Top
L -160 **TH** -40
Header Bottom
L -160 **TH** -40

Material
 Copper/Brass

RHC0079

Mitsubishi

Pajero NM, NP 2/00>
 OE # MR500659



Core
H -170 **W** -280 **TH** -26
Header Top
L **TH**
Header Bottom
TH

Material
 Alloy

RHC0006

Mitsubishi

Sigma GJ, GK
 OE # 4255818



Core
H -183 **W** -140 **TH** -48
Header Top
L -140 **TH** -58
Header Bottom
L -140 **TH** -58

Material
 Copper/Brass

RHC0027

Nissan

Bluebird Series 3 2/85>
 OE # 27115-V9675



Core
H -160 **W** -160 **TH** -50
Header Top
L -160 **TH** -58
Header Bottom
L -160 **TH** -58

Material
 Copper/Brass

RHC0009

Nissan

Bluebird 910 Series 1 & 2 >1/85
OE # 27115-V9625



Core
H -160 W -160 TH -50
Header Top
L -160 TH -60
Header Bottom
L -160 TH -60

Material
 Copper/Brass

RHC0165

Nissan

Micra K11 07/95 - 3/98
OE # 2714098B10



Picture unavailable at time of printing

Core
H -154 W -185 TH -43
Header Top
L -185 TH -45
Header Bottom
L -185 TH -45

Material
 Alloy

RHC0040

Nissan

Pintara, Skyline 6 Cyl 87 - 92



Core
H -170 W -152 TH -32
Header Top
L -143 TH -44
Header Bottom
L -143 TH -44

Material
 Copper/Brass

RHC0058

Peugeot

306 02/93 - 09/02
OE # 644880



Core
H -283 W -155 TH -40
Header Top
L -155 TH -48
Header Bottom
L -155 TH -48

Material
 Alloy/Plastic

RHC0151

Peugeot

505 9/87 - 89
OE # 644854



Core
H -250 W -156 TH -42
Header Top
L -160 TH -46
Header Bottom
L -160 TH -46

Material
 Alloy/Plastic

RHC0149

Peugeot

205 83 - 97
OE # 644851, 6448G2



Core
H -234 W -138 TH -42
Header Top
L -140 TH -46
Header Bottom
L -140 TH -46

Material
 Alloy/Plastic

RHC0149

Peugeot

309 10/85 - 4/89
OE # 644851, 6448G2



Core
H -234 W -138 TH -42
Header Top
L -140 TH -46
Header Bottom
L -140 TH -46

Material
Alloy/Plastic

RHC0029

Range Rover

Range Rover 72 - 88
OE # R606923




Core
H -267 W -140 TH -48
Header Top
L -143 TH -58
Header Bottom
L -143 TH -58

Material
Copper/Brass

RHC0154

Renault

Clio Series 1 & 2 5/01 - 7/06
OE # 7701044790, 7701045552



Core
H -234 W -157 TH -45
Header Top
L -160 TH -50
Header Bottom
L -160 TH -50

Material
Alloy/Plastic

RHC0099

Saab

9000 2.0Lt Hatchback & Turbo 85 - 93
OE # 4613881



Picture unavailable at time of printing

Core
H -280 W -157 TH -33

RHC0155

Saab

9-3 2.0Lt 06/98 - 02/01
OE # 93171801



Core
H -185 W -169 TH -35

Material
Alloy

RHC0057

Seat

Cordoba 09/93 - 08/02
OE # 1H2819031A



Core
H -235 W -155 TH -40
Header Top
L -155 TH -48
Header Bottom
L -155 TH -48

Material
Alloy/Plastic

RHC0057

Seat

Ibiza 02/93 - 11/01
OE # 1H2819031A



Core
H -235 W -155 TH -40
Header Top
L -155 TH -48
Header Bottom
L -155 TH -48

Material
 Alloy/Plastic

RHC0057

Seat

Toledo 02/91 - 10/98
OE # 1H2819031A



Core
H -235 W -155 TH -40
Header Top
L -155 TH -48
Header Bottom
L -155 TH -48

Material
 Alloy/Plastic

RHC0057

Skoda

Octavia 10/96 - 08/98
OE # 1H2819031B



Core
H -235 W -155 TH -40
Header Top
L -155 TH -48
Header Bottom
L -155 TH -48

Material
 Alloy/Plastic

RHC0130

Toyota

Aurion GSV40 06>
OE # 87107-33120



Core
H -130 W -210 TH -26

Material
 Alloy

RHC0063

Toyota

Avalon MCX10R 00>
OE # 87107-YC020



Core
H -220 W -163 TH -27
Header Top
L -163 TH -37
Header Bottom
L -163 TH -37

Material
 Alloy

RHC0082

Toyota

Avensis ACM20R, ACM21R 12/01>
OE # 87107-44010



Core
H -180 W -187 TH -27
Header Top
L -187 TH -38
Header Bottom
L -187 TH -38

Material
 Alloy

RHC0130

Toyota

Camry ACV40 06>
OE # 87107-33120



Core
H -130 W -210 TH -26

Material
Alloy

RHC0063

Toyota

Camry MCV20, SXV20 97>
OE # 87107-YC020



Core
H -220 W -163 TH -27
Header Top
L -163 TH -37
Header Bottom
L -163 TH -37

Material
Alloy

RHC0034

Toyota

Camry SDV10 Wide body 11/92 - 7/97
OE # 87107-33010




Core
H -220 W -162 TH -32
Header Top
L -160 TH -40
Header Bottom
L -160 TH -40

Material
Copper/Brass

RHC0010

Toyota

Camry SV20, 21, 22
OE # 87107-YB010



Core
H -220 W -145 TH -32
Header Top
L -140 TH -40
Header Bottom
L -140 TH -40

Material
Copper/Brass

RHC0095

Toyota

Corolla ZZE122R 12/01 - 4/07
OE # 87107-12550



Core
H -143 W -220 TH -27
Header Top
L -224 TH -36
Header Bottom
L -224 TH -36

Material
Alloy

RHC0036

Toyota

Corolla AE101, AE102 7/94 - 12/99
OE # 87107-12380



Core
H -225 W -140 TH -33
Header Top
L -140 TH -42
Header Bottom
L -140 TH -42

Material
Copper/Brass

RHC0011

Toyota

Corolla AE80, AE82 1/85 - 12/88
OE # 87107-12310A



Core
H -160 W -143 TH -50
Header Top
L -145 TH -60
Header Bottom
L -145 TH -60

Material
 Copper/Brass

RHC0021

Toyota

Corona ST141
OE # 87107-14110B



Core
H -160 W -160 TH -48
Header Top
L -160 TH -60
Header Bottom
L -160 TH -60

Material
 Copper/Brass

RHC0093

Toyota

Echo NCP 08/99 - 08/05
OE # 87107-52010



Core
H -134 W -223 TH -27
Header Top
L -224 TH -36
Header Bottom
L -224 TH -36

Material
 Alloy

RHC0083

Toyota

Hilux 88 - 8/97
OE # 87107-89117



Core
H -221 W -150 TH -32
Header Top
L -142 TH -42
Header Bottom
L -142 TH -42

Material
 Copper/Brass

RHC0096

Toyota

Kluger MCU28R 11/03 - 07/07
OE # 87107-44040



Core
H -110 W -97 TH -27
Header Top
L -100 TH -38
Header Bottom
L -100 TH -38

Material
 Alloy

RHC0106

Toyota

Landcruiser 200 Series 11/07>
OE # 87107-38300



Core
H -165 W -220 TH -20

Material
 Alloy

RHC0087

Toyota

Landcruiser 100 Series
OE # 87107-60290



Core
H -184 W -176 TH -27
Header Top
L -187 TH -36
Header Bottom
L -187 TH -36

Material
 Alloy

RHC0084

Toyota

Landcruiser 80 Series 96 - 98
OE # 87107-60270




Core
H -200 W -165 TH -36
Header Top
L -162 TH -47
Header Bottom
L -162 TH -47

Material
 Alloy

RHC0065

Toyota

Prado VZJ95R, RZJ95R 4/96>
OE # 87107-60380



Core
H -220 W -160 TH -26
Header Top
L -155 TH -35
Header Bottom
L -155 TH -35

Material
 Alloy

RHC0064

Toyota

Rav4 SXA10R, SXA11R 94 - 98
OE # 87107-42060



Core
H -200 W -125 TH -26
Header Top
L -115 TH -35
Header Bottom
L -115 TH -35

Material
 Alloy

RHC0064

Toyota

Starlet EP91R 1/96 - 8/99
OE # 87107-42060



Core
H -200 W -125 TH -26
Header Top
L -115 TH -35
Header Bottom
L -115 TH -35

Material
 Alloy

RHC0106

Toyota

Tarago ACR50, GSR50 03/06>
OE # 87107-38300



Core
H -165 W -200 TH -20

Material
 Alloy

RHC0097

Toyota

Yaris NCP9 05>
OE # 87107-52060



Core
H -170 W -210 TH -26

Material
 Alloy

RHC3140

Toyota

O'ring Suits Denso alloy heater cores



RHC0057

Volkswagen

Caddy 11/95 - 06/03
OE # 1H2819031A



Core
H -235 W -155 TH -40
Header Top
L -155 TH -48
Header Bottom
L -155 TH -48

Material
 Alloy/Plastic

RHC0057

Volkswagen

Golf I, II, III & IV 04/84 - 10/03
OE # 1H2819031A



Core
H -235 W -155 TH -40
Header Top
L -155 TH -48
Header Bottom
L -155 TH -48

Material
 Alloy/Plastic

RHC0057

Volkswagen

Passat 04/88 - 05/97
OE # 1H2819031A



Core
H -235 W -155 TH -40
Header Top
L -155 TH -48
Header Bottom
L -155 TH -48

Material
 Alloy/Plastic

RHC0057

Volkswagen

Polo 10/94 - 09/01
OE # 1H2819031A



Core
H -235 W -155 TH -40
Header Top
L -155 TH -48
Header Bottom
L -155 TH -48

Material
 Alloy/Plastic

RHC0061

Volkswagen

Transporter 09/90 - 06/03
OE # 701819031A



Core
H -210 W -138 TH -40
Header Top
L -138 TH -48
Header Bottom
L -138 TH -48

Material
 Alloy/Plastic

RHC0031

Volvo

240
OE # 1215673



Core
H -195 W -195 TH -47
Header Top
L -195 TH -50
Header Bottom
L -195 TH -50

Material
 Copper/Brass

RHC0105

Volvo

850 91 - 98
OE # 91442210



Core
H -190 W -190 TH -45

Material

RHC0106

Volvo

C70 97 - 98
OE # 91442210




Core
H -165 W -200 TH -20

Material
 Alloy

RHC5213

Ford Falcon EA-AU
6 cyl



RHC6315

Ford Falcon EA-AU
V8



RHC5202

Ford Falcon XA, XB, XC Fairlane
ZF, ZH
Without A/C



RHC5217

Ford Falcon XD-XF



RHC5121

Ford Falcon XW, XY, XR, XT Fairlane
ZA, ZD



RHC5218

Holden Commodore VZ
6 cyl



RHC5631

Holden Commodore VN-VY



RHC5217

Holden Commodore VN-VT



RHC7001

Holden Commodore VK, VL



RHC5104

Holden HQ-HZ
3 Way. Cable type



RHC5105

Holden HQ-HZ
2 Way. Cable type



RHC5669

Holden Vectra
OE # 90566947



RHC7002

Mitsubishi Colt RB-RE



RHC4017

Nissan Bluebird
Series 3




RHC7003

Nissan Pulsar AD44, AD46
1986-91



RHC9002

**Electric 12V (modulating)
5/8" - 5/8" Hose**




RHC4009

**Cable - Heater Tap
Push - Pull**



RHC4008

**Cable operated
5/8" - 5/8" Hose Pull on / Push off**



Transmission Oil Coolers


Parts Listing

Chrysler	»	243
Ford	»	243
Holden	»	243
John Deere	»	243
Mazda	»	243
Mitsubishi	»	244
Toyota	»	245
Universal	»	246

ATO5349

Chrysler

Voyager




Dimensions
270 x 70 x 16

Transmission Oil Cooler

A TO2017

Ford

Falcon EA 3.9Lt 88 - 89 A/T




Dimensions
290 x 95 x 25

Transmission Oil Cooler

ATO2018

Ford

Falcon XG



Dimensions
150 x 75 x 25

Power Steering Oil Cooler

ATO6315

Holden

Commodore VR-VT



Dimensions
280 x 175 x 18

Transmission Oil Cooler

ATO1440

John Deere




Dimensions
220 x 80 x 52

Engine Oil Cooler

ATO4153

Mazda

RX-8



Dimensions
170 x 260 x 50

Transmission Oil Cooler

ATO2615

Mitsubishi

Outlander 07>




Dimensions
260 x 170 x 48

Transmission Oil Cooler

ATO4151

Mitsubishi

Triton MJ



Dimensions
150 x 340 x 40

Transmission Oil Cooler

ATO4152

Mitsubishi

Challenger 03>



Dimensions
310 x 240 x 30

Transmission Oil Cooler

ATO4152

Mitsubishi

Outlander 03>



Dimensions
310 x 240 x 30

Transmission Oil Cooler

ATO7500

Mitsubishi

Magna TR-TS



Dimensions
260 x 150 x 32

Transmission Oil Cooler

ATO8092

Mitsubishi

Pajero NH-NK 3Lt V6



Dimensions
260 x 120 x 36

Engine Oil Cooler

ATO8112

Mitsubishi

Pajero NH-NL 3.5Lt Diesel V6




Dimensions
255 x 200 x 30

Engine Oil Cooler

ATO0641

Toyota

Corolla AE90-92



Dimensions
230 x 135 x 30

Engine Oil Cooler

ATO2240

Toyota

Corolla AE101



Dimensions
230 x 75 x 32

Engine Oil Cooler

ATO2530

Toyota

Corolla AE112



Dimensions
225 x 85 x 25

Engine Oil Cooler

ATO2611

Toyota

Camry MCV20-36 97>



Dimensions
260 x 125 x 32

Transmission Oil Cooler

ATO4840

Toyota

Avensis Verso ACM20 5/01>



Dimensions
90 Dia x 60 thick

Transmission Oil Cooler

ATO4841

Toyota

Tarago ACR30 2/00>



Dimensions
75 Dia x 37 thick

Engine Oil Cooler

ATO4841

Toyota

Camry ACV36 8/02>



Dimensions
75 Dia x 37 thick

Engine Oil Cooler

ATO9591

Toyota

Landcruiser 80 Series




Dimensions
325 x 260 x 32

Transmission Oil Cooler

ATO0676

Universal

Hydra Cool - Suits 4cyl




Dimensions
280 x 96 x 18

Transmission Oil Cooler

ATO0677

Universal

Hydra Cool - Suits 2.0Lt, 2.4Lt 6cyl




Dimensions
180 x 150 x 18

Transmission Oil Cooler

ATO0678

Universal

Hydra Cool - Suits V8 and 4WD




Dimensions
220 x 160 x 18

Transmission Oil Cooler

ATO2676

Universal

Universal




Dimensions
279 x 149 x 19

Transmission Oil Cooler

ATO2677

Universal

Universal



Dimensions
279 x 190 x 19

Transmission Oil Cooler

ATO2678

Universal

Universal



Dimensions
279 x 248 x 19

Transmission Oil Cooler

ATO2679

Universal

Universal



Dimensions
279 x 289 x 19

Transmission Oil Cooler

Water Pumps

Parts Listing

Alfa Romeo	»	249	Rover	»	326
Asia	»	249	Saab	»	327
Audi	»	249	Seat	»	327
BMW	»	252	Ssangyong	»	328
Chrysler	»	256	Subaru	»	328
Citroen	»	257	Suzuki	»	330
Daewoo	»	259	Toyota	»	332
Daihatsu	»	260	Volkswagen	»	349
Eunos	»	264	Volvo	»	351
Ford	»	264			
Holden	»	278			
Honda	»	287			
Hyundai	»	290			
Isuzu	»	292			
Jaguar	»	292			
Jeep	»	292			
Kia	»	293			
Lada	»	295			
Landrover	»	295			
Lexus	»	296			
Mazda	»	297			
Mercedes Benz	»	304			
Mitsubishi	»	308			
Nissan	»	316			
Peugeot	»	324			
Proton	»	325			
Renault	»	326			


WATER PUMPS

ALFA ROMEO / ASIA / AUDI

AWP2369

Alfa Romeo

75 Twin Spark, 1/88-12/92
Suits: 062.24 (4cyl, 2.0L)



AWP1425

Alfa Romeo

75, 10/86-12/92
Suits: 019.11, 061.74 (V6, 2.5, 3.0L)



AWP1425

Alfa Romeo


90, 6/85-2/88
Suits: 016.46 (V6, 2.5L)



AWP8110

Alfa Romeo

147, 9/01-on (incl Twin Spark)
Suits: AR32310 (4cyl, 2.0L)



AWP8358

Alfa Romeo

147 GTA, 8/03-2/07
Suits: 932A.000 (V6, 3.2L)



AWP8110

Alfa Romeo

156, 2/99-on (incl Twin Spark)
Suits: 937A1, 323.01 (4cyl, 2.0L)



AWP8358

Alfa Romeo

166, 8/99-on
Suits: AR34301, 36101 (V6, 3.0L)



AWP8358

Alfa Romeo

GT, 6/04-on
Suits: 936A000 (V6, 3.2L)



AWP1425

Alfa Romeo

GTV, 3/83-2/88
Suits: AR01646 (V6, 2.5L)



AWP8110

Alfa Romeo

GTV, 6/98-12/04
Suits: AR32301 (4cyl, 2.0L)



AWP3014

Asia


Combi, 6/93-8/97 (Diesel)
Suits: ZB (6cyl, 4.1L)



AWP2032

Asia

Rocsta, 7/93-5/00
Suits: F8 (4cyl, 1.8L)



AWP1018

Asia


Rocsta, 7/93-5/00 (Diesel)
Suits: R2 (4cyl, 2.2L)



AWP2453

Audi

80, 1/89-8/95
Suits: AAD, ABK (4cyl, 2.0L)



AWP8129

Audi

80, 8/92-9/93
Suits: NG (5cyl, 2.3L)



AWP8135

Audi

80, 8/92-8/95 (incl Quattro)
Suits: ABC, AAK (V6, 2.6, 2.8L)



AWP8129

Audi


100, 1/88-3/91
Suits: NF, AAR (5cyl, 2.3L)



AWP8135

Audi


100, 7/93-11/94 (incl Quattro)
Suits: ABC, AAH (V6, 2.6, 2.8L)



AWP8129

Audi

200, 10/86-12/90 (Turbo)
Suits: MC (5cyl, 2.2L)



AWP8132

Audi

A3, 5/97-7/04
Suits: AEH (4cyl, 1.6L)



AWP8131

Audi

A3 Attraction, 6/04-on
Suits: BGU (4cyl, 1.6L)



AWP8131

Audi

A3, 5/97-7/04 (incl Turbo)
Suits: AGN, AGU (4cyl, 1.8L)



AWP8313

Audi

A3 Ambition, 6/04-on (Diesel Turbo)
Suits: BKD (4cyl, 2.0L)



AWP8126

Audi

A4, 8/95-on (incl Turbo)
Suits: AEB, ADR, AFY, AJL (4cyl, 1.8L)

Pump without Housing




AWP4829

Audi

A4, 8/95-on (incl Turbo)
Suits: AEB, ADR, AFY, AJL (4cyl, 1.8L)

Pump with Housing



AWP4762

Audi

A4, 8/95-6/01
Suits: V6, 2.6, 2.8L



AWP4762

Audi

A4, 2/98-on (incl Quattro)
Suits: AGA, ASN (V6, 2.4L)



AWP8131

Audi

A4, 7/01-on (Turbo)
Suits: AVJ (4cyl, 1.8L)



AWP8132

Audi

A4, 7/01-on
Suits: ALT (4cyl, 2.0L)



AWP8316

Audi


A4, 10/01-on
Suits: ASN (V6, 3.0L)



AWP4762

Audi


A4, 3/05-on
Suits: BBK (V8, 4.2L)



AWP4762

Audi


A6, 11/94-11/97
Suits: ABC, ACZ (V6, 2.6L)



AWP4762

Audi


A6, 11/97-1/02
Suits: ACK (V6, 2.8L)



AWP4762

Audi


A6, 11/97-9/04
Suits: AGA (V6, 2.4L)



AWP8319

Audi


A6, 2/02-9/04 (Twin Turbo)
Suits: ARE (V6, 2.7L)



AWP4762

Audi


A6, 2/02-9/04
Suits: ASN (V6, 3.0L)



AWP8317

Audi


A6, 10/04-on
Suits: BDW (V6, 2.4L)



AWP8317

Audi

A6, 10/04-on (Diesel Turbo)
Suits: BMK (V6, 3.0L)



AWP8316

Audi


A6 Quattro, 10/04-on
Suits: BBJ (V6, 3.0L)



AWP8317

Audi


A6, 7/05-on
Suits: AUK (V6, 3.2L)



AWP4762

Audi

A8, 5/95-12/96
Suits: AAH (V6, 2.8L)



AWP8251

Audi

A8 FWD, 1/97-6/00
Suits: V8, 3.7L



AWP8321

Audi


A8, 7/05-on
Suits: BHT (V12, 6.0L)



AWP8315

Audi

Allroad, 7/01-on
Suits: AKE (V6, 2.5L)



AWP8319


Audi

Allroad Quattro, 2/01-on
Suits: ARE (V6, 2.7L)



AWP8129 Audi

S2 Turbo, 9/94-1/96
Suits: AAN (5cyl, 2.2L)




AWP8131 Audi

S3 Turbo, 11/99-on
Suits: APY (4cyl, 1.8L)



AWP8129 Audi

S4 Turbo, 7/93-2/95
Suits: AAN (5cyl, 2.2L)



AWP4762 Audi

S4 B5 Series Twin Turbo, 12/99-8/03
Suits: AGB (V6, 2.7L)



AWP8251 Audi

S6, 2/01-12/04
Suits: AQJ (V8, 4.2L)



AWP8131 Audi

TT, 5/99-on (incl Quattro)
Suits: AJL, AJQ (4cyl, 1.8L)



AWP8287 BMW

116i E87, 2/05-on
Suits: N45B16 (4cyl, 1.6L)



AWP8287 BMW

118i E87, 2/05-on
Suits: 4cyl, 1.8L



AWP8287 BMW

120d, 120i E87, 9/04-on (incl Diesel Turbo)
Suits: N46B20 (4cyl, 2.0L)



AWP3130 BMW

316i E36, 3/95-4/99
Suits: M43B16 (4cyl, 1.6L)



AWP8287 BMW

316Ti E46, 10/01-7/05
Suits: N42B18 (4cyl, 1.8L)




AWP3130 BMW

316i E46, 4/99-5/01
Suits: M46 (4cyl, 1.9L)



AWP2358 BMW

318i E30, 5/83-10/87
Suits: M10 (4cyl, 1.8L)



AWP2671 BMW

318i E30, 11/88-8/91
Suits: M40B18 (4cyl, 1.8L)



AWP3130 BMW

318i E36, 4/91-8/98
Suits: M40B18 (4cyl, 1.8L)



AWP2671

BMW

318is E30, 7/90-3/91
Suits: M42B18 (4cyl, 1.8L)



AWP8325

BMW

318is E36, 4/92-5/96
Suits: M42B18 (4cyl, 1.8L)



AWP3130

BMW

318i E36, E46, 5/96-12/01
Suits: M43B19, 44B19 (4cyl, 1.9L)



AWP3130

BMW

318is E36, 6/96-10/99 (DOHC)
Suits: M44B19 (4cyl, 1.9L)



AWP8287

BMW

318i, 318ti E46, 10/01-7/05
Suits: N42B20 (4cyl, 2.0L)



AWP2646

BMW

320i E30, 2/88-3/90
Suits: M20B20 (6cyl, 2.0L)



AWP2735

BMW

320i E36, 4/91-12/95
Suits: M50B20 (6cyl, 2.0L)



AWP2735

BMW

320i E46, 10/00-4/05
Suits: M54B22 (6cyl, 2.2L)



AWP1559

BMW

323i E21, 6/79-82
Suits: M20 (6cyl, 2.3L)



AWP2154

BMW

323i E21, 1982-10/83
Suits: M20 (6cyl, 2.3L)



AWP2154

BMW

323i E30, 11/83-12/85
Suits: M20B23 (6cyl, 2.3L)



AWP2735

BMW

323i E36, 1/96-8/98
Suits: M52B25 (6cyl, 2.5L)



AWP2735

BMW

323i, 323ci E46, 9/98-10/00
Suits: M52 (6cyl, 2.5L)



AWP2154

BMW

325e E30, 1/86-12/87
Suits: M20B27 (6cyl, 2.7L)



AWP2646

BMW

325i, 325is E30, 1/88-3/91
Suits: M20B25 (6cyl, 2.5L)



AWP2735 BMW

325i, 325ci, 325ti E36, E46, 4/91-on
Suits: M50B25, 54B25 (6cyl, 2.5L)



AWP2735 BMW

328i, 328ci E36, E46, 6/95-8/00
Suits: M52B28 (6cyl, 2.8L)



AWP2735 BMW

330i, 330ci E46, 9/00-2/07
Suits: M54B30 (6cyl, 3.0L)



AWP2154 BMW

520i E28, 3/83-12/85
Suits: M20 (6cyl, 2.0L)



AWP2735 BMW

520i E34, 11/90-3/96
Suits: M50B20 (6cyl, 2.0L)



AWP2735 BMW

523i E39, 4/96-11/00
Suits: M52B25 (6cyl, 2.5L)



AWP2646 BMW

525i E34, 9/88-10/90
Suits: M20B25 (6cyl, 2.5L)



AWP2735 BMW

525i E34, 11/90-12/96
Suits: M50B25 (6cyl, 2.5L)



AWP2735 BMW

525i E39, 12/00-10/03
Suits: M52B25 (6cyl, 2.5L)



AWP2154 BMW

525e E28, 1/86-8/88
Suits: 6cyl, 2.7L



AWP2477 BMW

528, 528i E12, E28, 1975-12/85
Suits: 6cyl, 2.8L



AWP2735 BMW

528i E39, 4/96-11/00
Suits: M52 (6cyl, 2.8L)



AWP8124 BMW

530i E34, 4/93-3/96
Suits: M60B30 (V8, 3.0L)



AWP2735 BMW

530i E39, 3/01-4/04
Suits: M54 (6cyl, 3.0L)



AWP2477 BMW

535i E28, 1/86-8/88
Suits: 6cyl, 3.4L



AWP2477

BMW


535i E34, 9/88-5/93
Suits: M30B35 (6cyl, 3.4L)



AWP8125

BMW

535i E39, 10/96-10/03
Suits: M60 (V8, 3.5L)



AWP8279

BMW


535is E34, 6/89-12/90
Suits: M30B35 (6cyl, 3.4L)



AWP2477

BMW

M535i E28, 1/86-8/88
Suits: 6cyl, 3.4L



AWP8124

BMW


540i E34, 4/93-3/96
Suits: M60B40 (V8, 4.0L)



AWP8125

BMW

540i E39, 10/96-10/03
Suits: M62B44 (V8, 4.4L)



AWP2477

BMW

633 Csi E24, 3/79-12/80
Suits: 6cyl, 3.2L



AWP2477

BMW

635 Csi E24, 5/86-9/89
Suits: 6cyl, 3.4L



AWP2477

BMW

730i E32, 11/90-5/93 (SOHC)
Suits: M30B30 (6cyl, 3.0L)



AWP8124

BMW


730iL E32, E38, 11/92-5/96 (DOHC)
Suits: M60B30 (V8, 3.0L)



AWP2477

BMW

735i E23, 5/83-2/84
Suits: 6cyl, 3.2L



AWP8279

BMW

735i, 735iL E23, E32, 3/85-11/92
Suits: 6cyl, 3.4L



AWP8125

BMW

735iL E38, 8/96-10/98
Suits: M62 (V8, 3.5L)



AWP8125

BMW

735iL High-Line E38, 1/01-2/02
Suits: V8, 3.5L



AWP8286

BMW

735i, 735iL E65, 1/02-5/05
Suits: V8, 3.6L



AWP8124

BMW

740iL E32, 11/92-10/94
Suits: M60 (V8, 4.0L)



AWP8125

BMW

740iL E38, 11/94-6/96
Suits: M60 (V8, 4.0L)



AWP8124

BMW

740iL E38, 7/96-12/00
Suits: M62 (V8, 4.4L)



AWP8125

BMW

740iL High-Line E38, 1/01-1/02
Suits: M62 (V8, 4.4L)



AWP8124

BMW

840ci E31, 11/93-7/96
Suits: V8, 4.0L



AWP8125

BMW

840ci E31, 8/96-6/00
Suits: M62 (V8, 4.4L)



AWP8279

BMW

M5 E34, 7/90-5/93
Suits: S38 (6cyl, 3.5L)



AWP2735

BMW

X3 E83, 6/04-on
Suits: M54 (6cyl, 2.5, 3.0L)



AWP2735

BMW

X5 E53, 3/01-on
Suits: M54 (6cyl, 3.0L)



AWP3130

BMW

Z3, 1/97-6/99
Suits: M44 (4cyl, 1.9L)



AWP2735

BMW

Z3, 6/99-10/00
Suits: M52, M54 (6cyl, All)



AWP2735

BMW

Z4 E85, 7/03-on
Suits: M54 (6cyl, 2.5, 3.0L)



AWP8197

Chrysler

300C, 11/05-on
Suits: V6, 3.5L



AWP802

Chrysler

Centura KB, KC, 4/75-6/78
Suits: Hemi (6cyl, 3.5, 4.0L)



AWP822

Chrysler

Galant GA, GB, GC, GD, 8/71-6/77
Suits: 4G30, 31, 32 (4cyl, 1.3, 1.5, 1.6L)



AWP822 Chrysler

Lancer LA, LB, 9/74-3/79
Suits: 4G33 (4cyl, 1.4L)




AWP1014 Chrysler

Lancer LB, LC, 4/77-8/81
Suits: 4G32 (4cyl, 1.6L)



AWP4102 Chrysler

Neon, 7/96-7/02
Suits: S4RE, YD5 (4cyl, 2.0L)



AWP4102 Chrysler

PT Cruiser, 7/00-11/04
Suits: 1T (4cyl, 2.0L)




AWP8355 Chrysler

PT Cruiser, 12/04-on
Suits: 1C (4cyl, 2.4L)




AWP578 Chrysler

Valiant RVI, SV1, AP5, AP6, VC -VF,
1/62-5/70
Suits: Slant (6cyl, 225ci)




AWP802 Chrysler

Valiant VG, VH, VJ, VK, 5/70-76
Suits: Hemi (6cyl, All)



AWP802 Chrysler


Valiant CH, CJ, CK, CL, CM, 1971-6/81
Suits: Hemi (6cyl, All)



AWP806 Chrysler

Valiant VG, VH, VJ, VK, 5/70-76
Suits: V8, All

Without Air Conditioning
or Thermal Drive



Special order only

AWP806 Chrysler

Valiant CH, CL, CM, 1971-6/81
Suits: V8, All

Without Air Conditioning
or Thermal Drive



AWP8104 Chrysler

Voyager GS, 2/97-5/01
Suits: A4 (V6, 3.3L)



AWP8293 Chrysler

Voyager RG, 6/01-on
Suits: VU (V6, 3.3L)



AWP4101 Chrysler

Wrangler, 1996-on (OHV)
Suits: MX (6cyl, 4.0L)



AWP8100 Citroen

AX, 1/91-12/93
Suits: KDZ (4cyl, 1.4L)




AWP8235 Citroen

Berlingo, 7/99-9/03
Suits: PSA (4cyl, 1.4L)



AWP3141 Citroen

BX Tri, BX16Trs, 1/86-11/88
Suits: CT29 (4cyl, 1.6, 1.9L)



AWP4028 Citroen

BX16, BX19, 1/86-2/94
Suits: CW10, D6C (4cyl, 1.9L)



AWP8136 Citroen

C2 VTR, 1/04-on
Suits: TU5JP4 (4cyl, 1.6L)



AWP8330 Citroen

C3 SX, 12/02-on
Suits: TU3JP (4cyl, 1.4L)



AWP8136 Citroen

C3 Pluriel, 9/04-on
Suits: TU5JP4 (4cyl, 1.6L)




AWP8136 Citroen

C4, 3/05-on
Suits: TU5JP4 (4cyl, 1.6L)



AWP8328 Citroen

C4, 3/05-on
Suits: EW10J4S (4cyl, 2.0L)



AWP8138 Citroen

C4, 3/05-on (Hatch)
Suits: EW10A (4cyl, 2.0L)



AWP8138 Citroen

C5, 6/01-1/05
Suits: EW10J4 (4cyl, 2.0L)



AWP8137 Citroen

C5, 6/01-1/05 (Diesel Turbo)
Suits: 4cyl, 2.0L



AWP8329 Citroen

C5, 6/01-on
Suits: ES9J4S (V6, 3.0L)



AWP4028 Citroen

Xantia, 9/94-6/01 (SOHC)
Suits: XU10J2C (4cyl, 2.0L)



AWP8101 Citroen

Xantia, 11/96-6/01 (DOHC)
Suits: XU10J4R (4cyl, 2.0L)



AWP8100 Citroen

Xsara, 2/00-12/00 (SOHC)
Suits: TU5JP (4cyl, 1.6L)



AWP8136 Citroen

Xsara, 2/01-4/05 (DOHC)
Suits: TU5JP4 (4cyl, 1.6L)



AWP8138 Citroen

Xsara, 2/01-9/03
Suits: EW10J4 (4cyl, 2.0L)

Check Engine Code



AWP8101 Citroen

Xsara, Xsara VTS, 8/98-4/05
Suits: XU10J4R (4cyl, 2.0L)


Check Engine Code



AWP3071 Daewoo

1.5, 7/94-10/95
Suits: G15MF (4cyl, 1.5L)

Pump without Dust Shield



AWP3074 Daewoo

1.5, 7/94-10/95
Suits: G15MF (4cyl, 1.5L)

Pump with Dust Shield



AWP3071 Daewoo

Cielo GL, 10/95-4/98 (SOHC)
Suits: G15MF (4cyl, 1.5L)

Pump without Dust Shield



AWP3074 Daewoo

Cielo GL, 10/95-4/98 (SOHC)
Suits: G15MF (4cyl, 1.5L)

Pump with Dust Shield



AWP4045 Daewoo

Cielo GLX, 10/95-2/98 (DOHC)
Suits: A15MF (4cyl, 1.5L)



AWP2189 Daewoo

Espero CD, 3/95-7/97
Suits: C20JE (4cyl, 2.0L)

Pump without Dust Shield



AWP2512 Daewoo

Espero CD, 3/95-7/97
Suits: C20JE (4cyl, 2.0L)

Pump with Dust Shield



AWP3071 Daewoo

Kalos T200, 4/03-12/04
Suits: ETEC II (4cyl, 1.5L)

Pump without Dust Shield



AWP3074 Daewoo

Kalos T200, 4/03-12/04
Suits: ETEC II (4cyl, 1.5L)

Pump with Dust Shield



AWP8241 Daewoo

Korando, 11/98-6/00
Suits: 1629930 (6cyl, 3.2L)



AWP8112 Daewoo

Lacetti J200, 9/03-12/04
Suits: C18SED (4cyl, 1.8L)



AWP3071 Daewoo

Lanos, 8/97-3/03
Suits: A15SM (4cyl, 1.5L)



AWP3074 Daewoo

Lanos, 8/97-3/03
Suits: A15SM (4cyl, 1.5L)



AWP4045

Daewoo

Lanos, 8/97-3/03
Suits: A16DM (4cyl, 1.6L)



AWP2800

Daewoo

Leganza, 7/97-1/04
Suits: C20SED, T22SED (4cyl, 2.0, 2.2L)



AWP8113

Daewoo

Matiz KL, M150, 10/99-12/04
Suits: F8CV (3cyl, 796cc)



AWP8205

Daewoo


Musso, 7/98-12/02 (Diesel Turbo)
Suits: SY662LA (5cyl, 2.9L)



AWP8241

Daewoo

Musso, 7/98-12/02
Suits: IL63200 (6cyl, 3.2L)



AWP8273

Daewoo

Nubira SE, SX, 6/97-5/00
Suits: A16DMS (4cyl, 1.6L)



AWP2800

Daewoo

Nubira CDX, 5/98-8/03
Suits: X20SED (4cyl, 2.0L)



AWP8112

Daewoo

Tacuma U100, 10/00-12/04
Suits: T20SED (4cyl, 2.0L)



AWP3009

Daihatsu


Applause A101, A101B, 10/89-11/99
Suits: HDE (4cyl, 1.6L)



AWP853

Daihatsu


Charade G10, 4/80-4/83
Suits: CB20 (3cyl, 993cc)



AWP2017

Daihatsu


Charade G11, 4/83-5/87 (incl Turbo)
Suits: CB20, CB50, CB60 (3cyl, 993cc)



AWP2027

Daihatsu

Charade G100, 6/87-1/93 (incl Turbo)
Suits: CB23, CB61 (3cyl, 993cc)



AWP3009

Daihatsu


Charade G102, 10/88-7/93
Suits: HCE (4cyl, 1.3L)



AWP2027

Daihatsu

Charade G200, 10/93-4/96
Suits: CB (3cyl, 993cc)



AWP3009


Daihatsu

Charade G200, 6/93-5/98
Suits: HCE (4cyl, 1.3L)



AWP2017 *Daihatsu*

Charade G202, 8/94-3/98
Suits: CB, CB24 (3cyl, 993cc)



AWP3009 *Daihatsu*

Charade G203, 8/94-6/00
Suits: HEE (4cyl, 1.5L)




AWP8211 *Daihatsu*

Charade L251S, 6/03-on
Suits: EJDE (3cyl, 989cc)



AWP3059 *Daihatsu*

Charade Centro L500, 3/95-12/97
Suits: EFEL (3cyl, 659cc)



AWP8299 *Daihatsu*

Copen L800, 10/03-12/05 (Turbo)
Suits: JBDET (4cyl, 659cc)



AWP8211 *Daihatsu*

Cuore L700S, 7/00-9/03
Suits: EJDE (3cyl, 1.0L)



AWP858 *Daihatsu*

Delta DV23, 1971-77
Suits: 5R (4cyl, 2.0L)



AWP885 *Daihatsu*

Delta DV28, 1974-9/80
Suits: B (4cyl, 3.0L)



AWP9075 *Daihatsu*

Delta DV28, 10/80-84
Suits: B (4cyl, 3.0L)



AWP959 *Daihatsu*

Delta SV17, 1972-76
Suits: 12R (4cyl, 1.6L)



AWP885 *Daihatsu*

Delta V10, V11, V12, 1974-9/80
Suits: B (4cyl, 3.0L)



AWP9075 *Daihatsu*

Delta V10, V11, V12, 10/80-84
Suits: B (4cyl, 3.0L)



AWP5028 *Daihatsu*

Delta V20, V24, 1979-83
Suits: DG (4cyl, 2.5L)



AWP847 *Daihatsu*

Delta V30, V31, V32, V34, 1979-84
Suits: 5R (4cyl, 2.0L)



AWP9075 *Daihatsu*

Delta V47, V48, 1982-84
Suits: 13B (4cyl, 3.4L)



AWP5028 *Daihatsu*

Delta V50, V54, 1983-84
Suits: DL (4cyl, 2.8L)



AWP3008 *Daihatsu*

Delta V57, 1985-8/87
Suits: DL (4cyl, 2.8L)



AWP3111 *Daihatsu*

Delta V57, 9/87-on
Suits: DL (4cyl, 2.8L)



AWP3111 *Daihatsu*

Delta V58, 1988-on
Suits: DL (4cyl, 2.8L)



AWP894 *Daihatsu*

Delta V67, V68, 1984-88
Suits: 3Y (4cyl, 2.0L)



AWP3038 *Daihatsu*

Delta V76, V78, V79, 1984-90
Suits: 13B (4cyl, 3.4L)



Picture unavailable at time of printing

AWP9075 *Daihatsu*

Delta V90, 1981-84
Suits: B (4cyl, 3.0L)



AWP3038 *Daihatsu*

Delta V98, 1984-95
Suits: B (4cyl, 3.0L)



Picture unavailable at time of printing

AWP8206 *Daihatsu*

Delta V99, 1988-4/92
Suits: B (4cyl, 3.0L)



AWP3078 *Daihatsu*

Delta V99, 4/92-on
Suits: B (4cyl, 3.0L)



AWP894 *Daihatsu*

Delta V107, V108, 10/87-1/99
Suits: 4Y (4cyl, 2.2L)



AWP3078 *Daihatsu*

Delta V116, V118, V119, 1989-on
Suits: 14B (4cyl, 3.7L)



AWP8144 *Daihatsu*

Delta V138, 12/04-on
Suits: 1KDFTV (4cyl, 3.0L)

Without Housing



AWP8144H *Daihatsu*

Delta V138, 12/04-on
Suits: 1KDFTV (4cyl, 3.0L)

With Housing



AWP5028 *Daihatsu*

F50, F55, F60, F65, 1979-84 (Diesel)
Suits: DG, DL (4cyl, 2.5, 2.8L)



AWP3122 *Daihatsu*

Feroza F300, F310, 10/88-1/99
Suits: HDE (4cyl, 1.6L)

Pump with Square Hub



AWP3059 *Daihatsu*

Handi Van L80V, 3/86-6/90
Suits: ED10 (3cyl, 846cc)


Pump with Round Hub



AWP2017 *Daihatsu*


Hi Jet S70, S75, S76, S85, 7/82-6/90
Suits: CB22 (3cyl, 993cc)

Pump without Heater Outlet



AWP3059 *Daihatsu*

Mira L200, L201, 11/90-4/95
Suits: EFEL, ED10 (3cyl, 660, 847cc)



AWP3059 *Daihatsu*

Move L601, 2/97-1/99
Suits: ED20 (3cyl, 847cc)



AWP3009 *Daihatsu*

Pyzar G301, G303, 2/97-7/00
Suits: HEEG, HDEP (4cyl, 1.5, 1.6L)



AWP3111 *Daihatsu*

Rocky F70, 1985-92 (Diesel)
Suits: DL (4cyl, 2.8L)



AWP3008 *Daihatsu*

Rocky F70, 1986-89 (Diesel Turbo)
Suits: DLT (4cyl, 2.8L)



AWP3111 *Daihatsu*

Rocky F73, 8/93-1/99 (Diesel)
Suits: DL52 (4cyl, 2.8L)



AWP3111 *Daihatsu*

Rocky F75, 1985-90 (Diesel)
Suits: DL (4cyl, 2.8L)



AWP3008 *Daihatsu*

Rocky F75, 1989-93 (Diesel Turbo)
Suits: DLT (4cyl, 2.8L)



AWP3111 *Daihatsu*

Rocky F77, F78, 1988-1/99 (incl Diesel Turbo)
Suits: DL, DL52 (4cyl, 2.8L)



AWP894 *Daihatsu*

Rocky F80, F85, F87, 6/84-1/89
Suits: 3YC, 3YE (4cyl, 2.0L)



AWP8211 *Daihatsu*

Sirion M100, 7/98-2/05
Suits: EJDE (3cyl, 1.0L)



AWP8261 *Daihatsu*

Sirion M101, M300, 9/00-on
Suits: K3VE2, KEVE (4cyl, 1.3L)



AWP959 *Daihatsu*

SV17, 1974-76
Suits: 12R (4cyl, 1.6L)



AWP3122 *Daihatsu*

Terios J100, 7/97-10/00
Suits: HCEJ (4cyl, 1.3L)



AWP8261 *Daihatsu*

YRV M201, 7/01-1/05
Suits: K3VE (4cyl, 1.3L)



AWP3075 *Eunos*

30X EC, 11/92-5/96
Suits: K8 (V6, 1.8L)

To Chassis No 0100609 - With Round Flat Hub



AWP3076 *Eunos*

30X EC, 11/92-5/96
Suits: K8 (V6, 1.8L)

From Chassis No 019610 - Stepped Star Hub



AWP3075 *Eunos*

500 CA, 11/92-12/96
Suits: KF (V6, 2.0L)

To Chassis No 0114350 - With Round Flat Hub



AWP3076 *Eunos*

500 CA, 11/92-12/96
Suits: KF (V6, 2.0L)

From Chassis No 0114351 - Stepped Star Hub



AWP8362 *Eunos*

800M TA, 3/94-5/96
Suits: KJ (6cyl, 2.3L)



AWP3076 *Eunos*

800 TA, 3/94-5/96
Suits: KL (V6, 2.5L)



AWP805 *Ford*

Bronco, 1/81-12/84
Suits: 6cyl, 4.1L

Without Air Conditioning



AWP804 *Ford*

Bronco, 1/81-12/84
Suits: 6cyl, 4.1L

With Air Conditioning



AWP809 *Ford*

Bronco, 3/81-8/85
Suits: V8, 5.8L


Alloy Pump



AWP809C *Ford*

Bronco, 3/81-8/85
Suits: V8, 5.8L

Cast Iron Pump




AWP2953 *Ford*

Bronco, 9/85-12/87
Suits: V8, 4.9L




AWP181 *Ford*

Capri, 5/69-12/70
Suits: 4cyl, 1.6L




AWP730 *Ford*

Capri, 1971-4/73
Suits: JB (4cyl, 1.6L)




AWP1020 *Ford*

Capri SA, 10/89-9/90 (SOHC)
Suits: B6 (4cyl, 1.6L)




AWP3010 *Ford*

Capri SA, 10/89-9/90 (DOHC incl Turbo)
Suits: B6, B6T (4cyl, 1.6L)



AWP3010 *Ford*

Capri SB, SC, SE, 10/90-7/94 (DOHC incl Turbo)
Suits: B6, B6T (4cyl, 1.6L)



AWP3023 *Ford*

Corsair UA, 11/89-12/92
Suits: CA20E (4cyl, 2.0L)




AWP3022 *Ford*

Corsair UA, 11/89-12/92
Suits: KA24E (4cyl, 2.4L)



AWP181 *Ford*

Cortina 220, 240, 440, GT, Mk1, 1/63-871
Suits: 4cyl, 1.2, 1.3, 1.5, 1.6L




AWP746 *Ford*

Cortina TC, TD, 8/71-5/77
Suits: 4cyl, 2.0L



AWP800 *Ford*

Cortina TC, TD, 8/71-5/77
Suits: 6cyl, All



AWP746 *Ford*

Cortina TE, 6/77-10/80
Suits: 4cyl, 2.0L



AWP800 *Ford*

Cortina TE, 76-4/80 (Cast Iron Head)
Suits: 6cyl, All

Cast Iron Cylinder Head - To 4/80



AWP804 *Ford*

Cortina TE, 4/80-10/80 (Alloy Head)
Suits: 6cyl, All

Alloy Cylinder Head - With Air Conditioning - From 4/80



AWP805 *Ford*

Cortina TE, 4/80-10/80 (Alloy Head)
Suits: 6cyl, All

Alloy Cylinder Head - Without Air Conditioning - From 4/80



AWP746 *Ford*

Cortina TF, 11/80-8/82
Suits: 4cyl, 2.0L




AWP804 *Ford*

Cortina TF, 11/80-8/82 (Alloy Head)
Suits: 6cyl, All



AWP824 *Ford*

Courier, 11/78-2/82
Suits: VC (4cyl, 1.8L)



AWP1028 *Ford*

Courier, 4/81-12/85 (OHV Diesel)
Suits: S2 (4cyl, 2.2L)



AWP756 *Ford*

Courier PC, 11/82-7/85
Suits: MA (4cyl, 2.0L)



AWP893 *Ford*

Courier PC, 6/85-5/92
Suits: FE (4cyl, 2.0L)

Round Tooth 22mm Timing Belt



AWP895 *Ford*

Courier PC, 6/85-5/92
Suits: FE (4cyl, 2.0L)

Square Tooth 19mm Timing Belt



AWP1018 *Ford*

Courier PC, 6/85-4/96 (OHC Diesel)
Suits: R2 (4cyl, 2.2L)




AWP1009 *Ford*

Courier PC, 5/87-11/92
Suits: 4G54 (4cyl, 2.6L)



AWP2032 *Ford*

Courier PC, 1/89-6/93
Suits: F2 (4cyl, 2.2L)




AWP3123 *Ford*

Courier PC, 10/91-4/96
Suits: G6 (4cyl, 2.6L)



AWP4059 *Ford*

Courier PD, 5/96-2/99 (Diesel)
Suits: WL (4cyl, 2.5L)



AWP4059 *Ford*

Courier PE, PG, 2/99-7/04 (Diesel Turbo)
Suits: WLT (4cyl, 2.5L)




AWP3123 *Ford*

Courier PD, PE, PG, 5/96-7/04
Suits: G6 (4cyl, 2.6L)



AWP4059 *Ford*

Courier PH, 8/04-on (Diesel Turbo)
Suits: WLAT (4cyl, 2.5L)



AWP3123 *Ford*

Courier PH, 8/04-on
Suits: G6 (4cyl, 2.6L)



AWP4103 *Ford*

Courier PH, 2/05-on
Suits: 13V (V6, 4.0L)




AWP2051 Ford

Econovan, 5/84-12/85
Suits: UC (4cyl, 1.4L)



AWP824 Ford

Econovan, 6/79-4/84
Suits: NA (4cyl, 1.6L)



AWP895 Ford

Econovan, 4/84-12/84
Suits: F8 (4cyl, 1.8L)

Square Tooth 19mm Timing Belt - To 12/84



AWP893 Ford


Econovan, 12/84-4/87
Suits: F8 (4cyl, 1.8L)

With Round Tooth 22mm Timing Belt ñ From 12/84 - To 4/87



AWP2032 Ford

Econovan, 5/87-7/06
Suits: F8 (4cyl, 1.8L)



AWP895 Ford

Econovan, 4/84-12/84
Suits: FE, FES (4cyl, 2.0L)

Square Tooth 19mm Timing Belt - To 12/84



Special order only

AWP893 Ford

Econovan, 12/84-4/87
Suits: FE, FES (4cyl, 2.0L)

With Round Tooth 22mm Timing Belt ñ From 12/84 - To 4/87



AWP2032 Ford

Econovan, 5/87-7/06
Suits: FE, FES (4cyl, 2.0L)



AWP1028 Ford

Econovan, 7/81-4/84 (OHV Diesel)
Suits: S2 (4cyl, 2.2L)



AWP1018 Ford

Econovan, 4/84-5/97 (OHC Diesel)
Suits: R2 (4cyl, 2.2L)



AWP8265 Ford

Escape ZB, ZC, 1/04-on
Suits: L3 MZR (4cyl, 2.3L)



AWP8183 Ford


Escape BA, ZA, ZB, 2/01-5/06
Suits: Duratec (V6, 3.0L)

Pump without Housing



AWP730 Ford

Escort Mk I, Mk 2, 3/70-8/82 (incl Twin Cam)
Suits: 4cyl, 1.1, 1.3, 1.6L




AWP746 Ford

Escort Mk 2, 7/77-8/82
Suits: 4cyl, 2.0L



AWP8185 Ford

Explorer XL, XLT, UQ, US, 6/99-10/01 (OHV)
Suits: V6, 4.0L



AWP4103 Ford

Explorer XL, XLT, UQ, US, 6/99-10/01 (OHC)
Suits: V6, 4.0L



AWP4103 Ford

Explorer UT, UX, UZ, 11/01-on (SOHC)
Suits: V6, 4.0L




AWP8166 Ford

Explorer UT, UX, UZ, 11/01-on (SOHC)
Suits: V8, 4.6L



AWP800 Ford

F100 RWD, 1/70-1980
Suits: 6cyl, 4.1L



AWP804 Ford

F100 4WD, 1/80-12/85
Suits: 6cyl, 4.1L

With Air Conditioning



AWP805 Ford

F100 4WD, 1/80-12/85
Suits: 6cyl, 4.1L

Without Air Conditioning



AWP809C Ford

F100, 7/74-12/77
Suits: V8, 4.9L

Cast Iron Pump



AWP809 Ford

F100, 7/74-12/77
Suits: V8, 4.9L

Alloy Pump



AWP3069 Ford

F100, 9/85-12/87 (RWD)
Suits: Windsor (V8, 4.9L)

RWD - With Single Belt Pulley Pump



AWP2953 Ford

F100, 9/85-12/87 (4WD)
Suits: Windsor (V8, 4.9L)


4WD Model - Passenger Side Outlet Pump



AWP809C Ford

F100, 1/78-12/85
Suits: Cleveland (V8, 5.8L)


Cast Iron Pump



AWP809 Ford


F100, 1/78-12/85
Suits: Cleveland (V8, 5.8L)

Alloy Pump



AWP3069 Ford


F150, 8/87-12/92
Suits: Windsor (V8, 4.9, 5.8L)



AWP805 Ford

F250, 1/70-12/89
Suits: 6cyl, 4.1L


With Air Conditioning



AWP804 Ford

F250, 1/70-12/89
Suits: 6cyl, 4.1L

Without Air Conditioning



AWP3069 Ford

F250, 9/88-12/89
Suits: Windsor (V8, 5.0L)



AWP8203 Ford


F250, 7/01-on
Suits: V8, 5.4L



AWP809C Ford

F250, 1/73-12/85
Suits: Cleveland (V8, 5.8L)

Cast Iron Pump



AWP809 Ford

F250, 1/73-12/85
Suits: Cleveland (V8, 5.8L)

Alloy Pump




AWP3069 Ford

F250, 1/90-12/90
Suits: Cleveland (V8, 5.8L)




AWP8186 Ford

F250, 7/01-on (Diesel Turbo)
Suits: V8, 7.3L



AWP800 Ford

F350 RWD, 1/70-6/85
Suits: 6cyl, 4.1L



AWP805 Ford

F350 4WD, 1/84-12/85
Suits: 6cyl, 4.1L

With Air Conditioning



AWP804 Ford

F350 4WD, 1/84-12/85
Suits: 6cyl, 4.1L


Without Air Conditioning



AWP809C Ford

F350, 1/86-12/89
Suits: Windsor (V8, 4.9L)


Cast Iron Pump



AWP809 Ford

F350, 1/86-12/89
Suits: Windsor (V8, 4.9L)

Alloy Pump



AWP8203 Ford


F350, 7/01-12/02
Suits: V8, 5.4L



AWP809C Ford

F350, 1/84-12/92
Suits: Windsor (V8, 5.8L)


Cast Iron Pump



AWP809 Ford


F350, 1/84-12/92
Suits: Windsor (V8, 5.8L)

Alloy Pump



AWP8186 Ford

F350, 7/01-10/03 (Diesel Turbo)
Suits: V8, 7.3L



AWP564

Ford

Fairlane ZA, ZB, ZC, 3/67-10/70
Suits: 6cyl, 200, 221ci



AWP807

Ford


Fairlane ZA, ZB, ZC, 3/67-10/70
Suits: Windsor (V8, All)



AWP2953

Ford

Fairlane ZA, ZB, ZC, 3/67-10/70
Suits: Windsor (V8, All)



AWP800

Ford

Fairlane ZD, ZF, ZG, 11/70-5/76
Suits: 6cyl, 250ci



AWP805

Ford

Fairlane ZD, ZF, ZG, 11/70-5/76
Suits: 6cyl, 250ci



AWP809

Ford

Fairlane ZD, ZF, ZG, ZH, 11/70-4/79
Suits: Cleveland (V8, 302, 351ci)



AWP804

Ford

Fairlane ZJ, 10/79-2/82
Suits: 6cyl, 4.1L

Cross Flow Cylinder Head - With Air Conditioning




AWP805

Ford

Fairlane ZJ, 10/79-2/82
Suits: 6cyl, 4.1L


Cross Flow Cylinder Head - Without Air Conditioning



AWP809

Ford

Fairlane ZJ, 5/79-2/82
Suits: Cleveland (V8, 4.9, 5.8L)



AWP804

Ford

Fairlane ZK, ZL, 3/82-5/88
Suits: 6cyl, 4.1L



AWP809

Ford

Fairlane ZK, 3/82-3/83
Suits: Cleveland (V8, 4.9L)



AWP1040

Ford

Fairlane NA, NC, 6/88-3/95
Suits: 6cyl, All



AWP3070

Ford

Fairlane NC, 7/91-3/95
Suits: Windsor (V8, 5.0L)



AWP3079

Ford

Fairlane NF, NL, 3/95-2/99
Suits: 6cyl, 4.0L

Pump without Pulley



AWP3079P

Ford

Fairlane NF, NL, 3/95-2/99
Suits: 6cyl, 4.0L

Pump with Pulley



AWP3070

Ford

Fairlane NF, NL, 3/95-2/99
Suits: Windsor (V8, 5.0L)




AWP3079

Ford

Fairlane AU, 3/99-12/02
Suits: 6cyl, 4.0L

Pump without Pulley




AWP3079P

Ford

Fairlane AU, 3/99-12/02
Suits: 6cyl, 4.0L


Pump with Pulley



AWP4002

Ford

Fairlane AU, 3/99-12/02
Suits: Windsor (V8, 5.0L)



AWP2079

Ford

Fairlane BA, BF, 7/03-on
Suits: 6cyl, 4.0L

Pump without Pulley




AWP2079P

Ford

Fairlane BA, BF, 7/03-on
Suits: 6cyl, 4.0L

Pump with Pulley



AWP8208

Ford

Fairlane BA, BF, 7/03-on
Suits: V8, 5.4L



AWP564

Ford

Falcon XM, XP, XR, XT, XW, 1/64-11/70
Suits: 6cyl, All



AWP807

Ford

Falcon XR, XT, XW, 9/66-7/71
Suits: Windsor (V8, All)

Pump with Driver Side Outlet



AWP2953

Ford

Falcon XR, XT, XW, 9/66-7/71
Suits: Windsor (V8, All)


Pump with Passenger Side Outlet



AWP800

Ford


Falcon XY, 11/70-3/72
Suits: 6cyl, 250ci



AWP809

Ford

Falcon XY, 11/70-3/72
Suits: Cleveland (V8, 302, 351ci)



AWP800

Ford

Falcon XA, XB, 3/72-9/76
Suits: 6cyl, All

Without Air Conditioning



AWP805

Ford

Falcon XA, XB, 3/72-9/76
Suits: 6cyl, All


With Air Conditioning



AWP809

Ford

Falcon XA, XB, 3/72-7/76
Suits: Cleveland (V8, 302, 351ci)




AWP804

Ford

Falcon XC, XD, 1/77-2/82
Suits: 6cyl, All

With Air Conditioning



AWP805

Ford

Falcon XC, XD, 1/77-2/82
Suits: 6cyl, All

Without Air Conditioning



AWP809

Ford

Falcon XC, XD, 8/76-9/84
Suits: Cleveland (V8, 4.9, 5.8L)



AWP804

Ford

Falcon XE, XF, 3/82-3/93
Suits: 6cyl, All



AWP809

Ford

Falcon XE, XF, 3/82-10/83
Suits: Cleveland (V8, 4.9, 5.8L)



AWP1040

Ford

Falcon XG Utility, Van, 3/93-3/96
Suits: 6cyl, 4.0L




AWP3079

Ford

Falcon XG Utility, Van, 3/96-5/99
Suits: 6cyl, 4.0L

Pump without Pulley



AWP3079P

Ford

Falcon XG Utility, Van, 3/96-5/99
Suits: 6cyl, 4.0L

Pump with Pulley



AWP3070

Ford

Falcon XH Utility, 10/97-5/99
Suits: Windsor (V8, 5.0L)



AWP1040

Ford

Falcon EA, EB, ED, 3/88-8/94
Suits: 6cyl, All



AWP3070

Ford

Falcon EB, ED, 7/91-8/94
Suits: Windsor (V8, 5.0L)



AWP3079

Ford

Falcon EF, EL, 8/94-8/98
Suits: 6cyl, 4.0L

Pump without Pulley



AWP3079P

Ford

Falcon EF, EL, 8/94-8/98
Suits: 6cyl, 4.0L

Pump with Pulley



AWP3070

Ford

Falcon EF, EL, 8/94-8/98
Suits: Windsor (V8, 5.0L)



AWP3079

Ford

Falcon AU, 8/98-9/02
Suits: 6cyl, 4.0L

Pump without Pulley



AWP3079P Ford

Falcon AU, 8/98-9/02
Suits: 6cyl, 4.0L


Pump with Pulley



AWP4002 Ford

Falcon AU, 8/98-9/02
Suits: Windsor (V8, 5.0L)


Pump without Pulley



AWP3079 Ford

Falcon BA, BF, 9/02-on
Suits: 6cyl, 4.0L SOHC

Pump without Pulley



AWP3079P Ford

Falcon BA, BF, 9/02-on
Suits: 6cyl, 4.0L SOHC

Pump with Pulley



AWP2079 Ford

Falcon BA, BF, 9/02-on
Suits: 6cyl, 4.0L DOHC


Pump without Pulley



AWP2079P Ford

Falcon BA, BF, 9/02-on
Suits: 6cyl, 4.0L DOHC

Pump with Pulley




AWP8208 Ford

Falcon BA, BF, 10/02-on
Suits: V8, 5.4L




AWP1020 Ford

Festiva WA, WD, WF, 10/91-4/01
Suits: B3, B5 (4cyl, 1.3, 1.5L)



AWP8277 Ford

Fiesta WP, WQ, 4/04-on
Suits: Q100PS (4cyl, 1.6L)



AWP8342 Ford

Fiesta XR4 WQ, 6/07-on
Suits: Duratec (4cyl, 2.0L)



AWP8181 Ford

Focus LR, ST170, 9/02-5/05
Suits: 4cyl, 1.8, 2.0L



AWP8342 Ford

Focus LS, PH, 5/05-on (incl Cabriolet)
Suits: 4cyl, 2.0L



AWP8255 Ford

KA TA, TB, 11/99-12/03
Suits: Endura E (4cyl, 1.3L)



AWP817 Ford

Laser KA, KB, 3/81-12/85
Suits: E3, E5 (4cyl, 1.3, 1.5L)




AWP817 Ford

Laser KC, KE, 10/85-3/89
Suits: E3 (4cyl, 1.3L)




AWP1020 *Ford*

Laser KC, KE, 10/85-4/90 (Non Turbo)
Suits: B6 (4cyl, 1.6L)




AWP3010 *Ford*

Laser KC, KE, 10/85-4/90 (TX3 Turbo)
Suits: B6T (4cyl, 1.6L)




AWP1020 *Ford*

Laser KF, KH, 3/90-10/94 (Non Turbo)
Suits: B6, BP (4cyl, 1.6, 1.8L)




AWP3010 *Ford*

Laser KF, KH, 3/90-10/94 (TX3 Turbo)
Suits: BPD (4cyl, 1.6, 1.8L)




AWP3081 *Ford*

Laser KJ, 10/94-3/99
Suits: B6, BP, BPE (4cyl, 1.6, 1.8L)



AWP3081 *Ford*

Laser KN, KQ, 3/99-8/02
Suits: ZM (4cyl, 1.6L)



AWP3082 *Ford*

Laser KN, KQ, 3/99-8/02
Suits: FP, FS (4cyl, 1.8, 2.0L)

Pump without Housing



AWP3082H *Ford*

Laser KN, KQ, 3/99-8/02
Suits: FP, FS (4cyl, 1.8, 2.0L)

Pump with Housing



AWP809 *Ford*

LTD, 1973-79
Suits: Cleveland (V8, 351ci)




AWP805 *Ford*

LTD FC, 10/79-2/82
Suits: 6cyl, 4.1L



AWP809 *Ford*

LTD FC, 6/79-2/82
Suits: Cleveland (V8, 5.8L)




AWP804 *Ford*

LTD FD, FE, 3/82-5/88
Suits: 6cyl, 4.1L



AWP809 *Ford*

LTD FD, 3/82-2/83
Suits: Cleveland (V8, 4.9, 5.8L)



AWP1040 *Ford*

LTD DA, DC, 6/88-3/95
Suits: 6cyl, 3.9L



AWP3070 *Ford*


LTD DC, 7/91-3/95
Suits: Windsor (V8, 5.0L)



AWP3079 Ford

LTD DF, DL, 3/95-6/99
Suits: 6cyl, 4.0L


Pump without Pulley



AWP3079P Ford

LTD DF, DL, 3/95-6/99
Suits: 6cyl, 4.0L

Pump with Pulley



AWP3070 Ford


LTD DF, DL, 3/95-6/99
Suits: Windsor (V8, 5.0L)



AWP3079 Ford

LTD AU, 6/99-12/02
Suits: 6cyl, 4.0L

Pump without Pulley



AWP3079P Ford


LTD AU, 6/99-12/02
Suits: 6cyl, 4.0L

Pump with Pulley



AWP4002 Ford

LTD AU, 6/99-12/02
Suits: Windsor (V8, 5.0L)



AWP8208 Ford

LTD BA, BF, 7/03-on
Suits: V8, 5.4L



AWP5010 Ford

Maverick, 2/88-9/93 (Petrol)
Suits: TB42 (6cyl, 4.2L)



AWP6056 Ford

Maverick, 2/88-9/93 (Diesel)
Suits: TD42 (6cyl, 4.2L)




AWP817 Ford

Meteor GA, GB, 4/82-9/85
Suits: E5 (4cyl, 1.5L)




AWP1020 Ford

Meteor GC, 10/85-9/87 (Non Turbo)
Suits: B6 (4cyl, 1.6L)




AWP3010 Ford

Meteor GC, 10/85-9/87 (Turbo)
Suits: B6T (4cyl, 1.6L)



AWP2990 Ford

Mondeo HA, HB, HC, HD, HE, 7/95-4/01
Suits: HA Zetec (4cyl, 2.0L)



AWP3075 Ford

Probe ST, 7/94-2/95
Suits: KL (V6, 2.5L)

Pump has Round Flat Hub



AWP3076 Ford

Probe SU, SV, 3/96-1/98
Suits: KL (V6, 2.5L)

Pump has Stepped Star Hub



AWP3123

Ford

Raider UV, 8/91-7/97
Suits: G6 (4cyl, 2.6L)



AWP4059

Ford

Ranger PJ, 1/07-on (Diesel Turbo)
Suits: WLAT, WEAT (4cyl, 2.5, 3.0L)



AWP824

Ford

Spectron, 1/83-5/84
Suits: NA (4cyl, 1.6L)



AWP895

Ford

Spectron, 5/84-12/86
Suits: F8 (4cyl, 1.8L)

Square Tooth 19mm Timing Belt



AWP893

Ford

Spectron, 5/84-12/86
Suits: F8 (4cyl, 1.8L)

Round Tooth 22mm Timing Belt



AWP893

Ford

Spectron, 3/86-4/90
Suits: FE (4cyl, 2.0L)

Round Tooth 22mm Timing Belt - To 2/87



AWP895

Ford

Spectron, 3/86-4/90
Suits: FE (4cyl, 2.0L)

Square Tooth 19mm Timing Belt - To 2/87



AWP2032

Ford

Spectron, 3/86-4/90
Suits: FE (4cyl, 2.0L)



AWP8184

Ford

Taurus DN, DP, 3/96-9/98
Suits: Duratec (V6, 3.0L)



AWP893

Ford

Telstar AR, AS, 5/83-9/87 (incl TX5)
Suits: FE (4cyl, 2.0L)

Round Tooth 22mm Timing Belt



AWP895

Ford

Telstar AR, AS, 5/83-9/87 (incl TX5)
Suits: FE (4cyl, 2.0L)

Square Tooth 19mm Timing Belt



AWP2032

Ford

Telstar AT, AV, 10/87-1/92 (incl TX5)
Suits: FE, F2 (4cyl, 2.0, 2.2L)



AWP3082

Ford

Telstar AX, AY, 1/92-11/96 (incl TX5)
Suits: FS (4cyl, 2.0L)

Pump without Housing



AWP3082H

Ford

Telstar AX, AY, 1/92-11/96 (incl TX5)
Suits: FS (4cyl, 2.0L)

Pump with Housing



AWP3075


Ford

Telstar AX, AY, 1/92-6/93 (incl TX5)
Suits: KL (V6, 2.5L)



AWP3076 Ford

Telstar AX, AY, 7/93-11/96 (incl TX5)
Suits: KL (V6, 2.5L)



AWP2079 Ford

Territory SX, SY, 5/04-on (incl Turbo)
Suits: 6cyl, 4.0L


Pump without Pulley



AWP2079P Ford

Territory SX, SY, 5/04-on (incl Turbo)
Suits: 6cyl, 4.0L

Pump with Pulley



AWP3013 Ford

Trader 0409, 0509, 0812, 3/84-9/95
(incl Turbo)
Suits: SL, SLT (4cyl, 3.5L)



AWP8179 Ford

Trader 0409, 0509, 0811, 10/95-4/99
Suits: TF (4cyl, 4.0L)



AWP3014 Ford

Trader 0811, 4/84-12/95
Suits: ZB (6cyl, 4.1L)



AWP8179 Ford

Trader 0811, 10/95-4/99
Suits: TM (4cyl, 4.6L)



AWP805 Ford

Transit Van, 5/73-12/81
Suits: 6cyl, 4.1L



AWP2565 Ford

Transit VE, 6/94-5/96 (Diesel)
Suits: 4cyl, 2.5L



AWP4498 Ford

Transit VF, VG, 1/96-11/00 (Petrol)
Suits: N9K (4cyl, 2.0L)



AWP2565 Ford

Transit VF, VG, 1/96-11/00 (Diesel Turbo)
Suits: 4cyl, 2.5L




AWP4498 Ford

Transit VH, 12/00-4/04 (Petrol)
Suits: 4cyl, 2.3L



AWP8264 Ford

Transit VH, 12/00-4/04 (Diesel Turbo)
Suits: 4cyl, 2.4L




AWP4498 Ford

Transit VJ, 5/04-10/06 (Petrol)
Suits: 4cyl, 2.3L



AWP8264 Ford

Transit VJ, VM, 5/04-on (Diesel Turbo)
Suits: 4cyl, 2.4L



AWP5000 *Holden*

Adventra VZ, 3/05-on
Suits: V6, 3.6L



AWP4013 *Holden*

Adventra VY, VZ, 10/03-1/06
Suits: Gen 3 (V8, 5.7L)

Pump without Thermostat Housing



AWP3047 *Holden*

Apollo JK, JL, 8/89-2/93
Suits: 3SFC, 3SFE (4cyl, 2.0L)


Pump without Housing



AWP3047H *Holden*

Apollo JK, JL, 8/89-2/93
Suits: 3SFC, 3SFE (4cyl, 2.0L)


Pump with Housing



AWP3047 *Holden*

Apollo JM, JP, 3/93-5/97
Suits: 5SFE (4cyl, 2.2L)


Pump without Housing



AWP3047H *Holden*


Apollo JM, JP, 3/93-5/97
Suits: 5SFE (4cyl, 2.2L)

Pump with Housing



AWP3040 *Holden*

Apollo JM, JP, 3/93-5/97
Suits: 3VZFE (V6, 3.0L)



AWP888 *Holden*

Astra LB, LC, 8/84-7/87
Suits: E15, E16 (4cyl, 1.5, 1.6L)



AWP2189 *Holden*

Astra LD, 7/87-8/89
Suits: 16LF, 18LE (4cyl, 1.6, 1.8L)



AWP3074 *Holden*

Astra City TR, 9/96-9/98
Suits: C16SE (4cyl, 1.6L)



AWP8112 *Holden*

Astra GL, Gsi TR, 9/96-9/98
Suits: C18SE, X20XE (4cyl, 1.8, 2.0L)



AWP4042 *Holden*

Astra TS, 9/98-8/04
Suits: X18XE (4cyl, 1.8L)



AWP8112 *Holden*

Astra TS, 5/03-7/04
Suits: Z20LET (4cyl, 2.0L)



AWP8259 *Holden*

Astra TS, 10/01-1/07
Suits: Z22SE (4cyl, 2.2L)



AWP4042 *Holden*

Astra CD, CDX, CDXi AH, 9/04-on
Suits: Z18XE (4cyl, 1.8L)



AWP8146 *Holden*

Astra CDTi AH, 6/06-on (SOHC)
Suits: Z19DT4 (4cyl, 1.9L)



AWP8172 *Holden*

Astra CDTi AH, 6/06-on (DOHC)
Suits: Z19DTH4 (4cyl, 1.9L)



Picture unavailable at time of printing

AWP8112 *Holden*

Astra Sri AH, 6/06-on
Suits: Z20LER (4cyl, 2.0L)




AWP8259 *Holden*

Astra Sri AH, 12/06-on
Suits: Z22YH (4cyl, 2.2L)



AWP2008 *Holden*

Barina MB, 2/85-8/86
Suits: G13A (4cyl, 1.3L)



AWP3037 *Holden*

Barina MF, MH, 2/89-5/94
Suits: G13B (4cyl, 1.3L)



AWP3037 *Holden*

Barina ML, 9/86-1/89
Suits: G13A (4cyl, 1.3L)


With Automatic Transmission



AWP2008 *Holden*


Barina ML, 9/86-1/89
Suits: G13A (4cyl, 1.3L)

With Manual Transmission



AWP3071 *Holden*

Barina SB, 4/94-7/97
Suits: C12NZ, C14NZ (4cyl, 1.2, 1.4L)



AWP3074 *Holden*

Barina SB, 8/97-2/01
Suits: C14SE (4cyl, 1.4L)



AWP3072 *Holden*

Barina SB, 4/94-9/98
Suits: C16XE, X16XE (4cyl, 1.6L)



AWP3072 *Holden*

Barina XC, 2/01-12/05
Suits: X14XE (4cyl, 1.4L)



AWP8278 *Holden*

Barina XC, 2/01-12/05 (Mainly Auto)
Suits: X14XE (4cyl, 1.4L)



AWP4042 *Holden*

Barina XC, 9/01-12/05
Suits: X18XE, Z18XE (4cyl, 1.8L)



AWP8273 *Holden*

Barina TK, 12/05-on
Suits: F16D3 (4cyl, 1.6L)



AWP2512

Holden

Calibra YE, 10/91-7/95
Suits: C20NE (4cyl, 2.0L)

To Engine No 14608701



AWP8269

Holden

Calibra YE, 10/91-7/95
Suits: C20NE (4cyl, 2.0L)

From Engine No 14608702



AWP8112

Holden

Calibra YE, YE95, 10/91-7/98 (incl Turbo)
Suits: C20XE, C20LET, X20XE (4cyl, 2.0L)



AWP8111

Holden

Calibra YE95, 8/95-7/98
Suits: C25XE (V6, 2.5L)



AWP2189

Holden

Camira JB, JD, 8/82-3/87
Suits: 16JH, 18JU, 18JC (4cyl, 1.6, 1.8L)



AWP2512

Holden

Camira JE, 4/87-8/89
Suits: 20JD (4cyl, 2.0L)



AWP5000

Holden

Captiva CX, LX, SX, MAXX, 10/06-on
Suits: V6, 3.2L



AWP3071

Holden

Combo SB, 3/96-9/02
Suits: C14NZ (4cyl, 1.4L)



AWP8106

Holden


Combo XC, 9/02-4/05
Suits: Z16SE (4cyl, 1.6L)



AWP726

Holden


Commodore VB, VC, 11/78-9/81
Suits: 6cyl, 2.8L



AWP814

Holden

Commodore VB, VC, 11/78-9/81
Suits: 4 or 6cyl, 1.9, 3.3L



AWP815

Holden

Commodore VH, VK, 10/81-2/86
Suits: 4 or 6cyl, 1.9, 2.8, 3.3L



AWP1000

Holden

Commodore VH, VK, 10/81-2/86
Suits: V8, 4.2, 5.0L

Fan with square top
blade and
stamped 92010979



AWP1000

Holden

Commodore VL, 10/86-6/99
Suits: V8, 5.0L



AWP898

Holden

Commodore VL, 3/86-8/88 (incl Turbo)
Suits: RB30E (6cyl, 3.0L)



AWP1039 *Holden*

Commodore Ute VG, 8/90-12/91
Suits: V6, 3.8L

Can use universal pump TF9000




AWP1000 *Holden*

Commodore Ute VG, 8/90-12/91
Suits: V8, 5.0L



AWP1000

Commodore VN, 10/86-6/99
Suits: V8, 5.0L



AWP1039 *Holden*

Commodore VN, 8/88-9/91
Suits: V6, 3.8L


Can use universal pump TF9000



AWP000 *Holden*

Commodore VP, VR, 10/91-4/95
Suits: V6, 3.8L

Can use universal pump TF9000



AWP1000

Commodore VP, VR, 10/86-6/99
Suits: V8, 5.0L



AWP1000 *Holden*

Commodore VR, VS, 10/86-6/99
Suits: V8, 5.0L



AWP4013 *Holden*

Commodore VR, VS, 5/94-7/06
Suits: Gen 3, Gen 4 (V8, 5.7, 6.0L)



AWP4000

Commodore VS, 4/95-8/97
Suits: V6, 3.8L

To Engine No VH515478
Can use universal pump TF9000



AWP4001 *Holden*

Commodore VS, 4/95-8/97
Suits: V6, 3.8L

From Engine No VH515479
Can use universal pump TF900



AWP1000 *Holden*

Commodore VT, 10/86-6/99
Suits: V8, 5.0L



AWP4001

Commodore VT, VU, VX, VY, 9/97-7/04
Suits: V6, 3.8L

Can use universal pump TF9000



AWP4013 *Holden*

Commodore VT, VU, VX, VY, VZ, 5/94-7/06
Suits: Gen 3, Gen 4 (V8, 5.7, 6.0L)

Pump without Thermostat Housing



AWP5000 *Holden*

Commodore VZ, 8/04-7/06
Suits: V6, 3.6L



AWP4013

Commodore VE, 8/06-on
Suits: LS1 (V8, 6.0L)

Pump without Thermostat Housing



AWP5000 *Holden*

Commodore VE, 8/06-on
Suits: V6, 3.6L




AWP8266 *Holden*

Cruze YG, 6/02-6/06
Suits: M15A (4cyl, 1.5L)



AWP2008 *Holden*

Drover QB, 3/85-12/87
Suits: G13A (4cyl, 1.3L)



AWP8269 *Holden*

Frontera M7, 10/95-3/99
Suits: X20SE (4cyl, 2.0L)



AWP8112 *Holden*

Frontera MX, 2/99-7/02
Suits: X22SE (4cyl, 2.2L)



AWP4113 *Holden*

Frontera MX, 2/99-1/04
Suits: 6VD1 (V6, 3.2L)



AWP5019 *Holden*

Gemini RB, RB2, 5/85-6/87
Suits: 4XC1 (4cyl, 1.5L)



AWP827 *Holden*

Gemini TC, TD, TE, TF, TG, TX, 3/75-5/85
Suits: G161Z (4cyl, 1.6L)



AWP220 *Holden*

Holden FX, FJ, FE, FC, FB, EK, EJ,
1948-63
Suits: Grey Motor (6cyl, All)




Picture unavailable at time of printing

Special order only


AWP587 *Holden*

Holden EH, HD, HR, HK, 8/63-4/69
Suits: 6cyl, All



AWP726 *Holden*

Holden HT, HG, HQ, 5/69-9/74
Suits: 6cyl, All



AWP2593 *Holden*

Holden HK, HT, 3/68-7/70
Suits: Chevrolet (V8, 307,327ci)



AWP812 *Holden*


Holden HT, HG, HQ, 5/69-9/74
Suits: Chevrolet (V8, 350ci)



AWP814 *Holden*

Holden HJ, HX, HZ, 10/74-3/80
Suits: 6cyl, All


Without Air Conditioning



AWP726 *Holden*

Holden HJ, HX, HZ, 10/74-3/80
Suits: 6cyl, All

With Air Conditioning



AWP726

Holden

Holden WB, 4/80-12/85
Suits: 6cyl, 3.3L

Shaft 10mm From Hub Face




AWP815

Holden

Holden WB, 4/80-12/85
Suits: 6cyl, 3.3L

Jumbo Pump 100mm overall height



AWP1000

Holden

Holden WB, 4/80-12/85
Suits: V8, 4.2, 5.0L

Fan with square top blade and stamped 92010979



AWP827

Holden

Jackaroo UBS13, 11/81-7/85
Suits: G200Z (4cyl, 2.0L)



AWP5013

Holden

Jackaroo UBS16, UBS52, 11/81-12/88 (Diesel incl Turbo)
Suits: C223, C223T (4cyl, 2.2L)



AWP1022

Holden

Jackaroo UBS16, 8/85-12/88
Suits: 4ZD1 (4cyl, 2.3L)



AWP6380

Holden

Jackaroo UBS17, 7/88-3/92
Suits: 4ZE1 (4cyl, 2.6L)



AWP1100

Holden

Jackaroo UBS55, 7/88-3/92 (Diesel Turbo)
Suits: 4JB1T (4cyl, 2.8L)



AWP8263

Holden

Jackaroo U8, UBS26, 3/98-9/04 (Diesel Turbo)
Suits: 4JX1 (4cyl, 3.0L)



AWP1100

Holden

Jackaroo UBS69, 4/92-3/93 (Diesel Turbo)
Suits: 4JG2 (4cyl, 3.1L)



AWP8123

Holden


Jackaroo UBS69, 4/93-2/98 (Diesel Turbo)
Suits: 4JG2 (4cyl, 3.1L)



AWP3112

Holden

Jackaroo UBS25, 4/92-2/98
Suits: 6VD1 (V6, 3.2L)



AWP4113

Holden

Jackaroo U8, UBS26, 2/98-9/04
Suits: 6VE1 (V6, 3.5L)




AWP4001

Holden

Monaro V2, 12/01-8/03
Suits: V6, 3.8L

Can use universal pump TF9000



AWP4013

Holden

Monaro V2, VZ, 12/01-12/02
Suits: Gen 3 (V8, 5.7L)

Pump without Thermostat Housing



AWP3039 *Holden*

Nova LE, LF, 8/89-10/94
Suits: 4AFC, 6AFC (4cyl, 1.4, 1.6L)


Pump without Housing



AWP3039H *Holden*

Nova LE, LF, 8/89-10/94
Suits: 4AFC, 6AFC (4cyl, 1.4, 1.6L)

Pump with Housing



AWP3083 *Holden*

Nova LF, 10/92-10/94
Suits: 7AFE (4cyl, 1.8L)

Pump without Housing



AWP4015 *Holden*

Nova LF, 10/92-10/94
Suits: 7AFE (4cyl, 1.8L)

Pump with Housing



AWP3084 *Holden*

Nova LG, 10/94-4/97
Suits: 4AFE (4cyl, 1.6L)

Pump without Housing



AWP3084H *Holden*

Nova LG, 10/94-4/97
Suits: 4AFE (4cyl, 1.6L)

Pump with Housing



AWP3083 *Holden*

Nova LG, 10/94-4/97
Suits: 7AFE (4cyl, 1.8L)

Pump without Housing



AWP4015 *Holden*

Nova LG, 10/94-4/97
Suits: 7AFE (4cyl, 1.8L)

Pump with Housing



AWP827 *Holden*

Rodeo KB25 - KB43, 1/78-3/87
Suits: G161Z, 180Z, 200Z (4cyl, 1.6, 1.8, 1.9L)




AWP864 *Holden*

Rodeo KBD26, KBD41, 1/81-12/82
(Diesel)
Suits: C190 (4cyl, 2.0L)



AWP5013 *Holden*

Rodeo KBD27 - KBD47, 1/83-6/88
(Diesel)
Suits: C223 (4cyl, 2.2L)



AWP8269 *Holden*

Rodeo R9, 6/98-2/03
Suits: C22NE (4cyl, 2.2L)



AWP1022 *Holden*

Rodeo KB29, KB49, TFR16, 4/87-3/93
Suits: 4ZD1 (4cyl, 2.3L)



AWP8269 *Holden*

Rodeo RA, RA07, 3/03-on
Suits: C24SE (4cyl, 2.4L)



AWP1100 *Holden*

Rodeo TFR54, TFS54, 6/88-12/92
(Diesel)
Suits: 4JA1 (4cyl, 2.5L)



AWP6380

Holden

Rodeo TFR17, TFS17, 7/88-6/98
Suits: 4ZE1 (4cyl, 2.6L)



AWP1100

Holden

Rodeo TFR55, TFS55, R9, 5/90-10/94
(Diesel Turbo)
Suits: 4JB1T (4cyl, 2.8L)



AWP8123

Holden

Rodeo TFR55, TFS55, R9, 11/94-2/03
(Diesel Turbo)
Suits: 4JB1T (4cyl, 2.8L)



AWP8123

Holden

Rodeo R9, RA, 1/02-1/07 (Diesel Turbo)
Suits: 4JH1TC (4cyl, 3.0L)



AWP8308

Holden

Rodeo RA07, 1/07-on (Diesel Turbo)
Suits: 4JJ1TC (4cyl, 3.0L)



AWP4113

Holden

Rodeo R9, RA, 2/98-11/05
Suits: 6VD1, 6VE1 (V6, 3.2, 3.5L)



AWP5000

Holden

Rodeo RA, RA07, 12/05-on
Suits: V6, 3.6L



AWP2003

Holden

Scurry NB, 7/85-12/87
Suits: F10A (4cyl, 970cc)



AWP5023

Holden

Shuttle WFR, 3/82-3/87
Suits: 4ZB1 (4cyl, 1.8L)



AWP3048

Holden

Shuttle WFR, 4/87-12/91
Suits: 4ZC1 (4cyl, 2.0L)



AWP8107

Holden

Suburban K8 1500, 2/98-1/01
Suits: L31 (V8, 5.7L)




AWP8108

Holden

Suburban K8 2500, 2/98-1/01 (Diesel Turbo)
Suits: FCWG (V8, 6.5L)


Pump without Pulley



AWP555

Holden


Sunbird LX, UC, 8/77-12/78
Suits: Opel (4cyl, 1.9L)



AWP814

Holden

Sunbird UC, 9/78-12/80
Suits: Starfire (4cyl, 1.9L)



AWP4042

Holden


Tigra XC, 9/05-on
Suits: Z18XE (4cyl, 1.8L)



AWP2100786

Holden


Torana LC, LJ, TA, 11/69-3/75
Suits: 4cyl, 1.2, 1.6L



AWP726

Holden


Torana LC, 6/71-1/72
Suits: 6cyl, All



AWP587

Holden


Torana GTR-XU1 LC, 6/71-1/72
Suits: 6cyl, 186ci



AWP726

Holden


Torana LJ, 2/72-3/74 (incl GTR-XU1)
Suits: 6cyl, All



AWP555

Holden

Torana LH, LX, 3/74-12/76
Suits: Opel (4cyl, 1.9L)




AWP814

Holden

Torana LH, LX, UC, 3/74-12/79
Suits: 6cyl, All

Shaft 20mm From Hub Face



AWP726

Holden

Torana LH, LX, UC, 3/74-12/79
Suits: 6cyl, All

Shaft 10mm From Hub Face



AWP8112

Holden

Vectra JR, 6/97-8/99
Suits: C20SE (4cyl, 2.0L)



AWP8111

Holden

Vectra JR, 6/97-8/99
Suits: X25XE (V6, 2.5L)



AWP8112

Holden

Vectra JS, 8/99-11/00
Suits: C20SE (4cyl, 2.0L)



AWP8112

Holden

Vectra JS, 8/98-12/02
Suits: C22SEL (4cyl, 2.2L)



AWP8111

Holden

Vectra JS, 8/99-11/00
Suits: X25XE, Y26SE (V6, 2.5, 2.6L)



AWP8259

Holden

Vectra ZC, 3/03-12/04
Suits: Z22SE (4cyl, 2.2L)



AWP8111

Holden

Vectra ZC, 3/03-on
Suits: Z32SE (V6, 3.2L)



AWP8112

Holden

Viva JF, 10/05-on
Suits: F18D (4cyl, 1.8L)



AWP8259

Holden

Zafira TT, 6/01-5/06
Suits: Z22SE (4cyl, 2.2L)



AWP854

Honda

Accord, 3/77-12/78
Suits: EG (4cyl, 1.6L)



AWP855

Honda

Accord AC, 1/79-12/83
Suits: EL (4cyl, 1.6L)



AWP818

Honda

Accord AA, 1/84-12/85
Suits: ET (4cyl, 1.8L)



Special order only

AWP2007

Honda

Accord, 1/86-12/89
Suits: A20A2, A20A4 (4cyl, 2.0L)



AWP3016

Honda

Accord, 11/89-7/03
Suits: F22A, F22B, F23A (4cyl, 2.2L)



AWP8338

Honda

Accord Euro, Vti, 6/03-on
Suits: K24A3, K24A4 (4cyl, 2.4L)



AWP8159

Honda

Accord, 12/97-5/03
Suits: J30A1 (V6, 3.0L)



AWP8339

Honda

Accord, 9/03-on
Suits: J30A4 (V6, 3.0L)



AWP907

Honda

City, 1/84-6/86
Suits: ER (4cyl, 1.2L)



AWP828

Honda

Civic, 3/73-8/76
Suits: EB1 (4cyl, 1.2L)



AWP843

Honda

Civic, 11/79-12/83
Suits: EN1 (4cyl, 1.3L)



AWP1130

Honda

Civic EG, 10/91-10/93
Suits: D13B2 (4cyl, 1.3L)



AWP876

Honda

Civic, 10/74-10/87
Suits: EC (4cyl, 1.5L)



AWP1120

Honda

Civic AL, 1/84-10/87
Suits: EW2 (4cyl, 1.5L)



AWP1130

Honda

Civic ED, EE, EG, 11/87-9/95
Suits: D15B4, D15B7 (4cyl, 1.5L)



AWP1132

Honda

Civic Breeze EG, 10/93-9/95
Suits: D15Z2 (4cyl, 1.5L)



AWP1130

Honda

Civic EG, 10/91-10/93 (DOHC)
Suits: D16A8 (4cyl, 1.6L)



AWP1132

Honda


Civic Vti EH, 10/93-9/95 (SOHC)
Suits: D16Y1 (4cyl, 1.6L)



AWP8156

Honda

Civic Vti EJ, EK, 10/95-9/00 (SOHC)
Suits: D16Y5, D16Y8 (4cyl, 1.6L)



AWP8207

Honda

Civic Vti-R EK, EM, 10/95-9/00 (DOHC)
Suits: B16A2 (4cyl, 1.6L)



AWPF8161

Honda

Civic Gli, Vi ES, EU, 10/00-1/06
Suits: D17Z1, D17A2 (4cyl, 1.7L)



AWPF8341

Honda

Civic Vti-L, 2/06-3/07
Suits: R18A1 (4cyl, 1.8L)



AWPF1130

Honda

Concerto, 11/88-1/93
Suits: D16Z2 (4cyl, 1.6L)



AWP4003

Honda

CRV, 9/97-12/01
Suits: B20B3 (4cyl, 2.0L)



AWP8162

Honda


CRV, 12/01-11/02
Suits: K24A1 (4cyl, 2.4L)



AWP1130

Honda

CRX ED9, 11/87-5/92
Suits: D16A8 (4cyl, 1.6L)



AWP8157

Honda


CRX EG2, 6/92-9/98
Suits: B16A2 (4cyl, 1.6L)



AWP8156

Honda

HRV, 1/99-7/02
Suits: D16W1 (4cyl, 1.6L)



AWP8283

Honda

Insight, 3/01-6/04
Suits: ECA21 (3cyl, 1.0L)



AWP3017

Honda

Integra, 5/86-5/89
Suits: D16A3 (4cyl, 1.6L)



AWP3018

Honda

Integra LS, Vti-R, 6/89-11/99
Suits: B18A1, B18C2 (4cyl, 1.8L)



AWP8207

Honda

Integra Gsi, Type R, 7/93-7/01
Suits: B18B2, B18C7 (4cyl, 1.8L)



AWP8162

Honda

Integra, 8/01-on
Suits: K20A3 (4cyl, 2.0L)



AWP8163

Honda

Integra Type R, S, 9/01-on
Suits: K20A2 (4cyl, 2.0L)



AWP8164

Honda


Jazz, 10/02-on
Suits: L13A1, L15A1 (4cyl, 1.4, 1.5L)



AWP2025

Honda

Legend, 5/86-3/91
Suits: C25A1, C27A1 (V6, 2.5, 2.7L)



AWP3063

Honda

Legend, 4/91-3/96
Suits: C32A3 (V6, 3.2L)



AWP8158

Honda

Legend, 5/96-1/05
Suits: C35A3 (V6, 3.5L)



AWP8159

Honda

MDX, 4/03-on
Suits: J35A5 (V6, 3.5L)



AWP8285

Honda

NSX, NSX-T, 1/91-1/05
Suits: C30A3, C30A4 (V6, 3.0L)



AWP8291

Honda

NSX, NSX-T, 4/97-1/05
Suits: C32B2 (V6, 3.2L)



AWP3016

Honda

Odyssey, 6/95-5/04
Suits: F22B6, F23A1 (4cyl, 2.2, 2.3L)



AWP8340

Honda


Odyssey, 6/04-on
Suits: K24A6 (4cyl, 2.4L)



AWP8159

Honda

Odyssey, 3/00-5/04
Suits: J30A3 (V6, 3.0L)



AWP854 *Honda*

Prelude, 5/79-1/82
Suits: EL (4cyl, 1.6L)

With 35mm hub



AWP855 *Honda*

Prelude, 5/79-1/82
Suits: EL (4cyl, 1.6L)

With 45mm hub



AWP818 *Honda*

Prelude, 1/83-12/85
Suits: ES (4cyl, 1.8L)




AWP2007 *Honda*

Prelude, 1/86-9/87 (SOHC)
Suits: A20A4 (4cyl, 2.0L)




AWP3019 *Honda*

Prelude, 8/91-12/91 (DOHC)
Suits: B20A6 (4cyl, 2.0L)



AWP3087 *Honda*

Prelude, 12/91-12/96
Suits: H23A1 (4cyl, 2.3L)



Special order only

AWP3016 *Honda*

Prelude, 12/91-7/02
Suits: F22A1, F22Z6 (4cyl, 2.2L)



AWP8155 *Honda*

Prelude, 2/94-7/02
Suits: H22A4 (4cyl, 2.2L)




AWP8165 *Honda*

S2000, 8/99-on
Suits: F20C1 (4cyl, 2.0L)



AWP4040 *Hyundai*

Accent, 6/00-on
Suits: G4ECX, G4ED2 (4cyl, 1.5, 1.6L)



AWP4043 *Hyundai*

Coupe FX, SFX, SX RD, 7/96-4/02
Suits: G4GMR, G4GF (4cyl, 1.8, 2.0L)



AWP8171 *Hyundai*

Elantra, 10/00-on
Suits: All (4cyl, 1.8, 2.0L)



AWP877 *Hyundai*

Excel X1, X2, X3, 2/86-4/98 (SOHC)
Suits: G4Aj, G4DJ, G4EK (4cyl, 1.5L)



AWP4040 *Hyundai*

Excel X3, 1/98-6/00 (DOHC)
Suits: G4FK (4cyl, 1.5L)



AWP4040 *Hyundai*

Getz, 9/02-on
Suits: G4EA, G4EC, G4ED, G4EE
(4cyl, All)



AWP4105 Hyundai

Grandeur, 9/99-1/04
Suits: G6CT (V6, 3.0L)



AWP8350 Hyundai

Grandeur, 2/06-on
Suits: G6DA5 (V6, 3.8L)



AWP3020 Hyundai

Lantra, 5/91-10/92
Suits: G4CR (4cyl, 1.6L)



AWP3060 Hyundai

Lantra, 11/92-8/95
Suits: G4CN (4cyl, 1.8L)



AWP4043 Hyundai

Lantra, 8/95-10/00
Suits: G4GM (4cyl, 1.8L)



AWP4043 Hyundai

Lantra, 2/99-10/00
Suits: Beta (4cyl, 2.0L)




AWP877 Hyundai

S Coupe, 7/90-3/96
Suits: G4DJ, G4EK (4cyl, 1.5L)




AWP4104 Hyundai

Santa Fe, 1/01-9/03
Suits: G4JS (4cyl, 2.4L)



AWP8175 Hyundai

Santa Fe, 11/00-on
Suits: G6EA (V6, 2.7L)




AWPP1027 Hyundai

Sonata, 3/89-2/92
Suits: G4CS (4cyl, 2.4L)



AWP3060 Hyundai


Sonata, 10/93-8/98
Suits: G4CP (4cyl, 2.0L)



AWP2040 Hyundai

Sonata, 4/90-8/98
Suits: G6AT (V6, 3.0L)

Pump without Housing



AWP3114 Hyundai


Sonata, 4/90-8/98
Suits: G6AT (V6, 3.0L)

Pump with Housing




AWP4104 Hyundai

Sonata, 8/98-4/00
Suits: G4JPV (4cyl, 2.0L)



AWP8175 Hyundai

Sonata, 8/98-5/05
Suits: G6VE, G6BAY (V6, 2.5, 2.7L)



AWP4104

Hyundai


Sonata, 10/01-5/05
Suits: G4JSY (4cyl, 2.4L)



AWP8348

Hyundai

Sonata, 6/05-on
Suits: G4KC (4cyl, 2.4L)



AWP8350

Hyundai

Sonata, 6/05-on
Suits: G6DB (V6, 3.3L)



AWP8176

Hyundai

Terracan, 11/01-1/07
Suits: G6CU (V6, 3.5L)

Pump with Housing



AWP8352

Hyundai


Terracan, 1/05-on
Suits: J3 (4cyl, 2.9L)



AWP8175

Hyundai

Tiburon, 3/02-on
Suits: G4GC, G6BA (4 or 6cyl, 2.0L)



AWP8175

Hyundai

Trajjet, 5/00-on
Suits: G6BAX (V6, 2.7L)



AWP8171

Hyundai

Tucson City, 10/05-on
Suits: 4cyl, 2.0L



AWP8175

Hyundai


Tucson, 8/04-on
Suits: G6BA3 (V6, 2.7L)



AWP3004

Isuzu

NKR, NPR Series, 1982-on (Diesel)
Suits: 4BC2 (4cyl, 3.3L)



AWP3003

Isuzu


NKR, NPR Series, 1980-on (Diesel)
Suits: 4BD1 (4cyl, 3.8L)



AWP3004

Isuzu

NKR, NPR Series, 1987-on (Diesel)
Suits: 4BE1 (4cyl, 3.3L)



AWP840

Jaguar


XJ6 Series 1, 2, 1969-7/79
Suits: 6cyl, 4.2L



AWP880

Jaguar

XJ6 Series 3, 8/79-3/87
Suits: 8L (6cyl, 4.2L)



AWP3133

Jeep

Cherokee XJ, 4/94-on (OHV)
Suits: 6cyl, 4.0L



AWP8210 *Jeep*

Cherokee XJ, KJ, 9/97-on (Diesel Turbo)
Suits: VM, 3W (4cyl, 2.5, 2.8L)



AWP8109 *Jeep*

Cherokee KJ, 9/01-on (Petrol)
Suits: 2W (V6, 3.7L)




AWP8354 *Jeep*

Cherokee KJ, 2/04-on
Suits: 4W (4cyl, 2.4L)



AWP4100 *Jeep*

Grand Cherokee WG, WJ, ZG, 3/96-7/99
Suits: MX (6cyl, 4.0L)



AWP4101 *Jeep*

Grand Cherokee WG, WJ, ZG, 7/99-on
Suits: MX (6cyl, 4.0L)



AWP8109 *Jeep*

Grand Cherokee, Commander WG,
WH, WJ, XH, 11/00-on
Suits: 8N (V8, 4.7L)



AWP8357 *Jeep*

Grand Cherokee, Commander WH, XH,
6/05-on
Suits: 5Y (V8, 5.7L)



Picture unavailable at time of printing

AWP8109 *Jeep*

Grand Cherokee WH, 3/07-on
Suits: 2W (V6, 3.7L)




AWP8210 *Jeep*

Wrangler JK, 3/07-on (Diesel Turbo)
Suits: 3W (4cyl, 2.8L)



AWP4101 *Jeep*

Wrangler, 1996-on (OHV)
Suits: MX (6cyl, 4.0L)



AWP8192 *Kia*

Carens, 7/00-12/01
Suits: TB (4cyl, 1.8L)



AWP8196 *Kia*

Carnival, 9/99-on
Suits: KV6 (V6, 2.5L)



AWP8171 *Kia*

Cerato LD, 6/04-on
Suits: G4GC (4cyl, 2.0L)



AWP1028 *Kia*

Ceres, 6/92-1/97 (Diesel)
Suits: S2 (4cyl, 2.2L)



AWP8195 *Kia*

Ceres, 2/97-2/00 (Diesel)
Suits: SC (4cyl, 2.4L)



AWP7095

Kia


Credos, 5/98-4/01
Suits: FE (4cyl, 2.0L)



AWP8348

Kia


Magentis, 8/06-on
Suits: G4KC (4cyl, 2.4L)



AWP1020

Kia


Mentor, 12/96-5/98
Suits: B5 (4cyl, 1.5L)



AWP3010

Kia

Mentor, 5/98-6/00
Suits: BE (4cyl, 1.5L)



AWP8192

Kia

Mentor, 5/98-6/00
Suits: TE (4cyl, 1.8L)



AWP8175

Kia

Optima, 5/01-2/03
Suits: G6BV (V6, 2.5L)



AWP8175

Kia


Optima, 4/04-on
Suits: G6BA (V6, 2.7L)



AWP8193

Kia


Rio, 7/00-12/02
Suits: A5D (4cyl, 1.5L)



AWP8174

Kia


Rio, 1/03-on
Suits: A5D (4cyl, 1.5L)



AWP4040

Kia


Rio JB, 8/05-on
Suits: G4ED (4cyl, 1.6L)



AWP8192

Kia

Shuma, 7/00-4/01
Suits: 4cyl, 1.8L



AWP8176

Kia

Sorento, 2/03-on
Suits: G6CU (V6, 3.5L)

Pump with Housing



AWP8192

Kia

Spectra, 5/01-6/04
Suits: TE (4cyl, 1.8L)



AWP7095

Kia

Sportage, 12/96-6/04
Suits: FED (4cyl, 2.0L)



AWP8175

Kia

Sportage, 4/05-on
Suits: G6BA (V6, 2.7L)



WAP972 *Lada*

Bushman, 11/96-11/97
Suits: 4cyl, 1.7L



WAP2591 *Lada*

Cevaro, 10/90-3/93
Suits: VAZ21083 (4cyl, 1.5L)



WAP972 *Lada*

Niva, 7/83-on
Suits: 4cyl, 1.6, 1.7L



WAP2591 *Lada*

Sable, Samara, Volante, 7/88-2/96
Suits: VAZ21083 (4cyl, 1.3, 1.5L)



WAP216 *Landrover*

Series 2, 2A, 3, 1961-12/80
Suits: 4cyl, 2.3L




WAP8198 *Landrover*

Defender, 3/92-12/94 (Diesel Turbo OHV)
Suits: 18L (4cyl, 2.5L)



WAP8199 *Landrover*

Defender, 1/95-3/99 (Diesel Turbo OHV)
Suits: 18L (4cyl, 2.5L)



WAP8230 *Landrover*


Defender, 1/94-on (Diesel Turbo OHC)
Suits: 5cyl, 2.5L



Picture unavailable at time of printing

WAP2614 *Landrover*

Discovery, 4/91-1/97 (Carby & Efi)
Suits: 22D, 38D (V8, 3.5, 3.9L)



WAP8198 *Landrover*

Discovery, 3/92-12/94 (Diesel Turbo OHV)
Suits: 18L (4cyl, 2.5L)




WAP8199 *Landrover*

Discovery, 1/95-3/99 (Diesel Turbo OHV)
Suits: 18L (4cyl, 2.5L)



WAP8271 *Landrover*

Discovery, 2/97-on (Efi)
Suits: 18L, 55D (V8, 3.9, 4.0L)



WAP8230 *Landrover*

Discovery, 3/99-on (Diesel Turbo SOHC)
Suits: 5cyl, 2.5L



Picture unavailable at time of printing

WAP8182 *Landrover*

Freelander, 2/98-9/00
Suits: 18K (4cyl, 1.8L)



WAP8290 *Landrover*


Freelander, 2/98-11/00 (SOHC)
Suits: L (4cyl, 2.0L)



WAP3040

Lexus

ES300 VCV10R, 6/92-10/96
Suits: 3VZFE (V6, 3.0L)



WAP9092

Lexus

ES300 MCV20R, MCV30R, 10/96-on
Suits: 1MZFEE (V6, 3.0L)



WAP8141

Lexus


GS300 JZS160R, 11/97-3/05
Suits: 2JZGE (6cyl, 3.0L)



WAP8229

Lexus

GS300 GRS190R, 3/05-on
Suits: 3GRFSE (V6, 3.0L)



WAP8143

Lexus


GS430 UZS190R, 3/05-on
Suits: 3UZFE (V8, 4.3L)



WAP8229

Lexus

GS450H GWS191R, 5/06-on
Suits: 2GRFSE (V6, 3.5L)



WAP8148

Lexus

IS200 GXE10R, 3/99-10/05
Suits: 1GFE (6cyl, 2.0L)



WAP8229

Lexus

IS250 GSE20R, 11/05-on
Suits: 4GRFSE (V6, 2.5L)



WAP8141

Lexus

IS300 JCE10R, 8/01-10/05
Suits: 2JZ (6cyl, 3.0L)



WAP3104

Lexus

LS400 UCF10R, 5/90-10/94
Suits: 1UZFE (V8, 4.0L)



WAP3104

Lexus

LS400 UCF20R, 11/94-7/97
Suits: 1UZFE (V8, 4.0L)



WAP8143

Lexus


LS400 UCF20R, 8/97-10/00
Suits: 1UZFE (V8, 4.0L)



WAP8143

Lexus

LS430 UCF30R, 11/00-on
Suits: 3UZFE (V8, 4.3L)



WAP8296

Lexus


LS460 USF40R, 4/07-on
Suits: 1URFSE (V8, 4.6L)



WAP8143

Lexus

LX470 UZJ100R, 5/98-on
Suits: 2UZFE (V8, 4.7L)



AWP9092

Lexus

RX330 MCU38R, 4/03-1/06
Suits: 3MZFE (V6, 3.4L)



AWP8253

Lexus

RX350 GSU35R, 2/06-on
Suits: 2GRFE (V6, 3.5L)



AWP8143

Lexus

SC430 UZZ40R, 10/01-on
Suits: 3UZFE (V8, 4.3L)



AWP2051

Mazda


1300, 7/70-2/77
Suits: TC (4cyl, 1.3L)



AWP824

Mazda

1500, 1600, 10/66-12/78
Suits: UB, NA (4cyl, 1.5, 1.6L)



AWP756

Mazda

1800, 9/69-7/73
Suits: VB (4cyl, 1.8L)



AWP1020

Mazda


121 DA, DB, DW, 3/87-12/02
Suits: B3, B5 (4cyl, 1.3, 1.5L)



AWP824

Mazda

121, 3/76-3/79
Suits: VC (4cyl, 1.8L)



AWP756

Mazda

121, 4/78-12/80
Suits: MA (4cyl, 2.0L)



AWP8262

Mazda

2 DY, DE, 12/02-on
Suits: ZY (4cyl, 1.5L)



AWP2051

Mazda

323, 3/77-12/81
Suits: TC, UC (4cyl, 1.3, 1.4L)



AWFP817

Mazda

323 BD, 10/80-10/85
Suits: E3, E5 (4cyl, 1.3, 1.5L)



AWP1020

Mazda


323 BF, 10/85-10/89 (Non Turbo)
Suits: B6 (4cyl, 1.6L)



AWP3010

Mazda


323 BF, 10/85-10/89 (Turbo)
Suits: B6T (4cyl, 1.6L)



AWP1020


Mazda

323 BA, BG, 10/89-8/94 (SOHC)
Suits: B6 (4cyl, 1.6L)




AWP3081 Mazda

323 BA, BG, 9/94-9/98 (DOHC)
Suits: B6 (4cyl, 1.6L)




AWP1020 Mazda

323 BA, BG, 10/89-8/94 (SOHC)
Suits: BP (4cyl, 1.8L)




AWP3010 Mazda

323 BA, BG, 10/89-8/94 (DOHC)
Suits: BP (4cyl, 1.8L)




AWP3081 Mazda

323 BA, BG, 9/94-9/98 (DOHC)
Suits: BP (4cyl, 1.8L)



AWP3081 Mazda

323 Astina, Protégé BJ, 9/98-5/02
Suits: ZM, ZMD (4cyl, 1.6L)



AWP3082 Mazda

323 Astina, Protégé BJ, 9/98-5/02
Suits: FP, FPD (4cyl, 1.8L)


Pump without Housing



AWP3082H Mazda

323 Astina, Protégé BJ, 9/98-5/02
Suits: FP, FPD (4cyl, 1.8L)

Pump with Housing



Special order only

AWP3076 Mazda

323 BA, 7/94-9/98
Suits: KF (V6, 2.0L)



AWP3082 Mazda

323 Astina, Protégé BJ, 2/01-12/03
Suits: FSD (4cyl, 2.0L)


Pump without Housing



AWP3082H Mazda

323 Astina, Protégé BJ, 2/01-12/03
Suits: FSD (4cyl, 2.0L)

Pump with Housing



AWP8265 Mazda

3 BK, 1/04-on
Suits: MZR (4cyl, 2.0, 2.3L)



AWP756 Mazda

626 GB, 12/78-2/83
Suits: MA (4cyl, 2.0L)



AWP893 Mazda

626 GC, 2/83-10/87 (incl Turbo)
Suits: FE (4cyl, 2.0L)

Round Tooth 22mm Timing Belt



AWP895 Mazda

626 GC, 2/83-10/87 (incl Turbo)
Suits: FE (4cyl, 2.0L)

Square Tooth 19mm Timing Belt



AWP2032 Mazda

626 GD, 10/87-12/91 (incl Turbo)
Suits: F2 (4cyl, 2.2L)




AWP3082

Mazda

626 GE, 1/92-6/97
Suits: FS (4cyl, 2.0L)

Pump without Housing



AWP3082H

Mazda

626 GE, 1/92-6/97
Suits: FS (4cyl, 2.0L)

Pump with Housing




AWP3075

Mazda

626 GE, 1/92-6/97
Suits: KL (V6, 2.5L)

To Chassis
No 0100608 -
With Round Flat
Hub




AWP3076

Mazda

626 GE, 1/92-6/97
Suits: KL (V6, 2.5L)

From Chassis
No 0100609 -
Stepped Star Hub



AWP3082

Mazda

626 GF, 7/97-8/02
Suits: FSD (4cyl, 2.0L)

Pump without Housing



AWP3082H

Mazda

626 GF, 7/97-8/02
Suits: FSD (4cyl, 2.0L)

Pump with Housing



AWP8265

Mazda

6 GG, GY, 8/02-on (incl Turbo)
Suits: LF, L3 (4cyl, 2.3L)



AWP2051

Mazda


808, 1972-78
Suits: TC (4cyl, 1.3L)



AWP824

Mazda


808, 1977-78
Suits: NA (4cyl, 1.6L)



AWP824

Mazda

929 LA, 8/73-6/79
Suits: VC (4cyl, 1.8L)



AWP756

Mazda

929 LA, HB, 6/78-12/83
Suits: MA (4cyl, 2.0L)



AWP893

Mazda

929 HB, 2/84-6/87 (incl Turbo)
Suits: FE (4cyl, 2.0L)

Round Tooth 22mm Timing Belt



AWP895

Mazda

929 HB, 2/84-6/87 (incl Turbo)
Suits: FE (4cyl, 2.0L)

Square Tooth 19mm Timing Belt




AWP3015

Mazda

929 HC10E1, 7/87-12/89 (SOHC)
Suits: JE (V6, 3.0L)

Shaft 17mm - Length
11.5mm from Hub



AWP8216

Mazda

929 HC10E2, 1/90-8/91 (DOHC)
Suits: JE41 (V6, 3.0L)

Shaft 17mm - Length
10.6mm from Hub



AWP3015

Mazda

929 HC10E2, 1/90-8/91 (SOHC)
Suits: JE42 (V6, 3.0L)

Shaft 17mm - Length
11.5mm from Hub



AWP4016

Mazda

929 HC10E2, 8/91-1/94 (4WS DOHC)
Suits: JE41 (V6, 3.0L)



AWP4016

Mazda

929 HD10E1, 1/94-3/96 (4WS DOHC)
Suits: JE55 (V6, 3.0L)



AWP4016

Mazda


929 HE10E1, 4/96-11/97 (4WS DOHC)
Suits: JEZE (V6, 3.0L)



AWP8P24

Mazda

B1500, B1600, B1800, 1/70-11/82
Suits: UB, NA, VC (4cyl, 1.5, 1.6, 1.8L)



AWP756

Mazda

B2000, 12/82-5/85
Suits: MA (4cyl, 2.0L)



AWP893

Mazda

B2000, 6/85-87
Suits: FE (4cyl, 2.0L)

Round Tooth 22mm Timing Belt - To 1987




AWP895

Mazda

B2000, 6/85-87
Suits: FE (4cyl, 2.0L)

Square Tooth 19mm Timing Belt - To 1987



Special order only

AWP2032

Mazda

B2000, 87-7/88
Suits: FE (4cyl, 2.0L)



AWP2032

Mazda

B2200, 3/88-2/93
Suits: F2 (4cyl, 2.2L)



AWP1028

Mazda

B2200, 1/81-5/85 (Diesel OHV)
Suits: S2 (4cyl, 2.2L)



AWP1018

Mazda


B2200, 1/86-3/96 (Diesel OHC)
Suits: R2 (4cyl, 2.2L)



AWP4059

Mazda


B2500 Bravo, 4/96-2/99 (Diesel)
Suits: WL (4cyl, 2.5L)



AWP4059

Mazda


B2500 Bravo, 3/99-on (Diesel Turbo)
Suits: WLT (4cyl, 2.5L)



AWP1009

Mazda

B2600, 3/87-10/91
Suits: 4G54 (4cyl, 2.6L)



AWP3123

Mazda

B2600 Bravo, 12/90-on
Suits: G6, G6E (4cyl, 2.6L)



AWP4059

Mazda

BT-50, 11/06-on (Diesel Turbo)
Suits: WLAT, WEAT (4cyl, 2.5, 3.0L)



AWP8265

Mazda

CX7, 2006-on
Suits: MZR (4cyl, 2.3L)



AWP2051

Mazda

E1300, E1400, 5/78-12/83
Suits: TC, UC (4cyl, 1.3, 1.4L)



AWP817

Mazda


E1400, 6/84-7/86
Suits: E5 (4cyl, 1.5L)



AWP824

Mazda

E1600, 5/78-12/83
Suits: NA (4cyl, 1.6L)



AWP893

Mazda

E1800, 2/84-87
Suits: F8 (4cyl, 1.8L)

Round Tooth 22mm Timing Belt - To 1987




AWP895

Mazda

E1800, 2/84-87
Suits: F8 (4cyl, 1.8L)

Square Tooth 19mm Timing Belt - To 1987



AWP2032

Mazda

E1800, 87-7/06
Suits: F8 (4cyl, 1.8L)



AWP893

Mazda


E2000, 2/84-87
Suits: FE (4cyl, 2.0L)



AWP895

Mazda


E2000, 2/84-87
Suits: FE (4cyl, 2.0L)



AWP2032

Mazda

E2000, 87-7/06
Suits: FE (4cyl, 2.0L)



AWP1028

Mazda

E2200, 5/81-1/84 (Diesel OHV)
Suits: S2 (4cyl, 2.2L)



AWP1018

Mazda

E2200, 2/84-8/97 (Diesel OHC)
Suits: R2 (4cyl, 2.2L)



AWP4059

Mazda

E2500, 8/97-5/03 (Diesel)
Suits: WL (4cyl, 2.5L)




AWP3075

Mazda

Eunos 30X, 6/96-10/97
Suits: K8 (V6, 1.8L)

To Chassis
No 0100609 -
With Round Flat
Hub




AWP3076

Mazda

Eunos 30X, 6/96-10/97
Suits: K8 (V6, 1.8L)

From Chassis
No 019610 -
Stepped Star Hub




AWP3075

Mazda

Eunos 500, 6/96-9/99
Suits: KF (V6, 2.0L)

To Chassis
No 0100609 -
With Round Flat
Hub




AWP3076

Mazda

Eunos 500, 6/96-9/99
Suits: KF (V6, 2.0L)

From Chassis
No 019610 -
Stepped Star Hub



AWP8362

Mazda

Eunos 800M, 6/96-10/00
Suits: KJ (V6, 2.3L)



AWP3076

Mazda

Eunos 800, 6/96-10/98
Suits: KL (V6, 2.5L)



AWP3015

Mazda

MPV LV, 10/93-11/95
Suits: JE (V6, 3.0L)

17mm Shaft - To 11/95



AWP3032

Mazda

MPV LV, 12/95-8/99
Suits: JE (V6, 3.0L)

19mm Shaft - From 12/95



AWP8183

Mazda

MPV LW, 8/99-9/06
Suits: GY, AJ (V6, 2.5, 3.0L)


Pump without Housing



AWP3010

Mazda


MX5, 10/89-11/93
Suits: B6 (4cyl, 1.6L)



AWP3081

Mazda

MX5, 11/93-8/05 (incl Turbo)
Suits: BP, BPD (4cyl, 1.8L)



AWP8265

Mazda


MX5, 9/05-on
Suits: MZR (4cyl, 2.0L)



AWP2032

Mazda

MX6, 10/87-10/91 (Turbo)
Suits: F2 (4cyl, 2.2L)



AWP3075

Mazda

MX6, 11/91-7/93
Suits: KL (V6, 2.5L)

To VIN-3701 -
With Round Flat
Hub - To 7/93




AWP3076

Mazda

MX6, 7/93-9/97
Suits: KL (V6, 2.5L)

From VIN-3701 -
Stepped Star Hub
- From 7/93




AWP3082

Mazda

Premacy CP, 2/01-6/03
Suits: FP, FSD (4cyl, 1.8, 2.0L)

Pump without Housing



AWP3082H

Mazda

Premacy CP, 2/01-6/03
Suits: FP, FSD (4cyl, 1.8, 2.0L)

Pump with Housing



AWP851

Mazda

RX2, RX3, RX4, RX5, 10/70-6/79
Suits: 12A, 13B (Rotary, 1.1, 1.3L)



AWP851

Mazda

RX7 Series 1, 2, 3, 3/79-12/85
Suits: 12A (Rotary, 1.1L)



AWP8282

Mazda

RX7 Series 4, 1/86-2/89 (Turbo/Auto trans)
Suits: 13B (Rotary, 1.3L)

With Automatic Transmission



AWP8178

Mazda

RX7 Series 5, 3/89-12/91 (incl Turbo)
Suits: 13B (Rotary, 1.3L)



AWP8177

Mazda

RX7 Series 6, 7, 8, 1/92-2/99 (Twin Turbo)
Suits: 13B (Rotary, 1.3L)



AWP8367

Mazda


RX8, 7/03-on
Suits: 13B (Rotary, 1.3L)



AWP1009

Mazda

T2600, 4/85-12/88
Suits: 4G54 (4cyl, 2.6L)



AWP1150

Mazda

T3000, 1/84-10/84
Suits: HA (4cyl, 3.0L)



AWP3013

Mazda

T3500, 5/84-4/97 (incl Turbo)
Suits: SL, SLT (4cyl, 3.5L)



AWP8179

Mazda

T4000, 11/89-on
Suits: TF (4cyl, 4.0L)



AWP3014

Mazda

T4100, 1/84-12/91
Suits: ZB (6cyl, 4.1L)



AWP8179

Mazda

T4600, 6/92-6/03
Suits: TM (4cyl, 4.6L)



AWP8181

Mazda

Tribute, 2/01-1/04
Suits: YF (4cyl, 2.0L)



AWP8265

Mazda

Tribute, 1/04-on
Suits: L3 MZR (4cyl, 2.3L)



AWP8183

Mazda


Tribute, 2/01-on
Suits: Duratec AJ (V6, 3.0L)



AWP1408

Mercedes

180E W201, 10/91-3/94
Suits: 102.91 (4cyl, 1.8L)



AWP8121

Mercedes


190D W201, 1/86-12/88 (Diesel)
Suits: 5cyl, 2.5L



AWP1408

Mercedes


190E W201, 9/90-12/92
Suits: 4cyl, 1.8L



AWP2354

Mercedes


190E W201, 12/84-12/90
Suits: 4cyl, 2.0L



AWP1408

Mercedes


190E W201, 11/92-1/94
Suits: 4cyl, 2.0L



AWP1408

Mercedes

190E W201, 6/87-12/92
Suits: 102.985 (4 or 6cyl, 2.3, 2.6L)



AWP995

Mercedes

220, 220D C115, 1968-73
Suits: 4cyl, 2.0, 2.8L



AWP4035

Mercedes

220E W124, 3/93-8/93
Suits: M111 (4cyl, 2.2L)



AWP995

Mercedes


230 C114, 1968-73
Suits: 4cyl, 2.3L



AWP2354

Mercedes


230E W123, 7/81-12/85
Suits: 102.980 (4cyl, 2.3L)



AWP1408

Mercedes


230E W124, 1/86-2/93
Suits: 102.982 (4cyl, 2.3L)



AWP1408

Mercedes

230GE, 230TE W123, W124, 12/83-4/89
Suits: 4cyl, 2.3L



AWP995

Mercedes

240D, 250, 250C C114, C115, 9/72-12/82
Suits: 4cyl, 2.4, 2.8L



AWP8114 Mercedes

260E W124, 8/88-3/91
Suits: 103.94 (6cyl, 2.6L)



AWP995 Mercedes

280C, 280CE, 280S, 10/72-12/76
Suits: 6cyl, 2.8L



AWP8114 Mercedes

300CE C124, 2/88-2/93
Suits: 6cyl, 3.0L



AWP995 Mercedes

300D W123, 11/76-8/79 (Diesel)
Suits: 5cyl, 3.0L



AWP8121 Mercedes

300D W123, 9/80-12/85 (Diesel)
Suits: 5cyl, 3.0L



AWP8114 Mercedes

300D W124, 2/86-9/93 (Diesel)
Suits: 6cyl, 3.0L



AWP8114 Mercedes

300E W124, 3/86-2/93 (SOHC)
Suits: 6cyl, 3.0L



AWP8116 Mercedes

300E W124, 3/86-2/93 (DOHC)
Suits: 6cyl, 3.0L



AWP8114 Mercedes

300SEL, 300TE W124, W126, 3/87-3/93
Suits: 6cyl, 3.0L



AWP8116 Mercedes

300SE W140, 3/92-9/93
Suits: 6cyl, 3.2L



AWP8120 Mercedes

A140, A160, A190, 10/98-on
Suits: M166 (4cyl, 1.4, 1.6, 1.9L)



AWP4035 Mercedes

C180 W202, 2/94-10/00 (Classic Sedan)
Suits: M111 (4cyl, 1.8L)



AWP8302 Mercedes

C180 CL203, W203, 10/02-on
(Kompressor)
Suits: M271 (4cyl, 1.8L)



AWP8200 Mercedes

C180 CL203, W203, 11/00-9/02
Suits: 111955 (4cyl, 2.0L)



AWP8302 Mercedes

C200 CL203, 9/04-on
Suits: M271 (4cyl, 1.8L)



AWP4035 Mercedes

C200, C200T W202, 1/96-10/00
Suits: M111 (4cyl, 2.0L)



AWP8200 Mercedes

C200, C200T W202, 11/00-on
Suits: M111 (4cyl, 2.0L)



AWP4035 Mercedes

C220 W202, 3/94-11/96
Suits: M111 (4cyl, 2.2L)




AWP8303 Mercedes

C220 W203, 9/04-on
Suits: 4cyl, 2.2L



AWP8117 Mercedes

C230, 11/96-8/97
Suits: M111 (4cyl, 2.3L)



AWP8121 Mercedes

C250D, C250TD W202, 10/94-11/96
(incl Turbo)
Suits: 5cyl, 2.5L



AWP8122 Mercedes

C250D, C250TD W202, 12/96-on (incl Turbo)
Suits: 5cyl, 2.5L



AWP3124 Mercedes

C280 W202, 3/94-9/97 (DOHC)
Suits: 6cyl, 2.8L



AWP8119 Mercedes

C280 W202, 10/97-10/00 (SOHC)
Suits: 6cyl, 2.8L



AWP8119 Mercedes

C320 W203, 11/00-8/05
Suits: V6, 3.2L




AWP8302 Mercedes

CLK200 C209, 8/04-on
Suits: 4cyl, 1.8L




AWP8117 Mercedes

CLK200, 1997-on
Suits: 4cyl, 2.0L



AWP8117 Mercedes

CLK230, 1997-on
Suits: 4cyl, 2.3L




AWP8119 Mercedes

CLK320, 10/97-on
Suits: V6, 3.2L



AWP8302 Mercedes

E200 W211, 11/04-on (Kompressor)
Suits: 4cyl, 1.8L



AWP4035 Mercedes

E220, E230 W124, W210, 9/93-5/98
Suits: M111.960, 111.970 (4cyl, 2.2, 2.3L)



AWP8119 Mercedes

E240, 1/98-on
Suits: V6, 2.4L



AWP3124 Mercedes

E280, E280T W124, W210, 9/93-2/96
Suits: M104.942, M112 (6cyl, 2.8L)



AWP8119 Mercedes

E280, E280T W124, W210, 9/98-3/01
Suits: M104.942, M112 (V6, 2.8L)



AWP8121 Mercedes

E300D, 9/93-12/99 (Diesel)
Suits: 6cyl, 3.0L



AWP8324 Mercedes

E320, E320C, E320CA W124, W210,
S211, 9/93-7/97 (DOHC)
Suits: 6cyl, 3.2L



AWP8119 Mercedes

E320, E320C, E320CA W124, W210,
S211, 8/97-1/05 (SOHC)
Suits: V6, 3.2L



AWP8119 Mercedes

ML320, ML430, 9/98-4/03
Suits: M112, M113 (V6 or V8, 3.2, 4.3L)



AWP8241 Mercedes

S280 W140, 10/95-4/99
Suits: M104.944 (6cyl, 2.8L)



AWP8119 Mercedes

S430, S430L W220, 3/03-on
Suits: V8, 4.3L



AWP8327 Mercedes

S500L W140, W220, 9/93-4/99 (Quad
Cam)
Suits: V8, 5.0L



AWP8119 Mercedes

S500L W140, W220, 3/03-on (SOHC)
Suits: V8, 5.0L



AWP3124 Mercedes

SL280 W129, 11/95-4/99
Suits: M104.943 (6cyl, 2.8L)




AWP4035 Mercedes

SLK200 W170, 11/97-11/00
Suits: M111.946 (4cyl, 2.0L)



AWP8117 Mercedes

SLK230 W170, 2/97-6/00 (Supercharged)
Suits: M111.973 (4cyl, 2.3L)



AWP8359 Mercedes

Sprinter 308D, 2/98-5/00 (Diesel)
Suits: 4cyl, 2.2L



AWP8359 Mercedes

Sprinter 313CDI, 5/00-7/03 (Diesel Turbo)
Suits: 4cyl, 2.2L




AWP8359 Mercedes

Sprinter 413 CDI, 5/00-7/03 (Diesel Turbo)
Suits: 4cyl, 2.2L




AWP8304 Mercedes

Sprinter 313CDI, 8/03-10/06 (Diesel Turbo)
Suits: 4cyl, 2.2L



AWP8304 Mercedes

Sprinter 413 Cdi, 8/03-10/06 (Diesel Turbo)
Suits: 4cyl, 2.2L



AWP8360 Mercedes

Sprinter 316, 416, 616CDI, 4/02-10/06 (Diesel Turbo)
Suits: 5cyl, 2.7L



AWP8121 Mercedes

Sprinter 312D, 412D, 2/98-5/00 (Diesel incl Turbo)
Suits: 5cyl, 2.9L



AWP8359 Mercedes

Vito 108, 7/99-on (Diesel Turbo)
Suits: OM611A (4cyl, 2.2L)




AWP8121 Mercedes

Vito 108, 7/99-on (Diesel Turbo)
Suits: 601942 (4cyl, 2.3L)



AWP8304 Mercedes

Vito 109, 4/04-on (Diesel Turbo)
Suits: 4cyl, 2.2L



AWP8359 Mercedes

Vito 112, 7/99-on (Diesel Turbo)
Suits: OM611A (4cyl, 2.2L)



AWP8304 Mercedes

Vito 115, 4/04-on (Diesel Turbo)
Suits: 4cyl, 2.2L



AWP4014 Mitsubishi

380, 9/05-on
Suits: 6G75 (V6, 3.8L)

Pump without Housing



AWP4014H Mitsubishi

380, 9/05-on
Suits: 6G75 (V6, 3.8L)

Pump with Housing



AWP2799 Mitsubishi

Canter FC Series, 1979-7/92
Suits: 4G53, 4G54 (4cyl, 2.4, 2.6L)



AWP8190 *Mitsubishi*

Canter FB Series, 5/98-11/02
Suits: 4M40 (4cyl, 2.8L)



AWP1160 *Mitsubishi*

Canter FE Series, 1/84-7/97 (incl Turbo)
Suits: 4D30, 4D31 (4cyl, 3.3L)



AWP8191 *Mitsubishi*


Canter FE, FG Series, 10/90-11/02 (incl Turbo)
Suits: 4D33, 4D34 (4cyl, 3.9, 4.2L)



AWP4018 *Mitsubishi*

Challenger PA, 3/98-3/07
Suits: 6G72 (V6, 3.0L)

Pump without Housing



AWP4018H *Mitsubishi*

Challenger PA, 3/98-3/07
Suits: 6G72 (V6, 3.0L)

Pump with Housing



AWP877 *Mitsubishi*

Colt RA, 1/81-10/82
Suits: 4G12 (4cyl, 1.4L)



AWP878 *Mitsubishi*

Colt RB, RC, RD, RE, 10/82-6/90
Suits: 4G32, 4G33 (4cyl, 1.4, 1.6L)



AWP8365 *Mitsubishi*

Colt RG, 9/04-2/06
Suits: 4G15 (4cyl, 1.5L)



AWP8364 *Mitsubishi*

Colt RG, 3/06-on
Suits: 4A91 (4cyl, 1.5L)



AWP8365 *Mitsubishi*

Colt RZ Cabriolet, 11/06-on (Turbo)
Suits: 4G15 (4cyl, 1.5L)



AWP878 *Mitsubishi*

Cordia AA, 4/83-10/84
Suits: 4G32 (4cyl, 1.6L)



AWP1027 *Mitsubishi*


Cordia AA, AB, AC, 3/84-7/89 (incl Turbo)
Suits: 4G37, 4G62 (4cyl, 1.8L)



AWP3117 *Mitsubishi*

Express SF, SG, SH, 10/86-9/94
Suits: 4G63, 4G64 (4cyl, 2.0, 2.4L)

Check ID Guide some models use TF8274



AWP1032 *Mitsubishi*


Express SF, SG, SH, 10/86-9/94 (Diesel)
Suits: 4D56 (4cyl, 2.5L)



AWP4008 *Mitsubishi*

Express SJ, 10/94-on
Suits: 4G63 (4cyl, 2.0L)

Check ID Guide some models use TF8274




AWP4008 Mitsubishi

Express SJ, 10/94-on
Suits: 4G64 (4cyl, 2.4L)



AWP1032 Mitsubishi

Express SJ, 10/94-9/03 (Diesel)
Suits: 4D56 (4cyl, 2.5L)



AWP4008 Mitsubishi

Express WA, 9/94-2/06 (Efi)
Suits: 4G64 (4cyl, 2.4L)




AWP1014 Mitsubishi

L200 Express MA, MB, 3/80-9/82
Suits: 4G32 (4cyl, 1.6L)



AWP1009 Mitsubishi

L200 Express MA, MB, 3/80-9/82
Suits: 4G52 (4cyl, 2.0L)




AWP1014 Mitsubishi

L200 Express MC, MD, 1/84-10/86
Suits: 4G32 (4cyl, 1.6L)



AWP3117 Mitsubishi

L200 Express MC, MD, 10/82-10/86
Suits: 4G63 (4cyl, 2.0L)



AWP1032 Mitsubishi

L200 Express MC, MD, 10/82-10/86 (Diesel)
Suits: 4D55 (4cyl, 2.3L)




AWP1014 Mitsubishi

L300 Express SA, SB, SC, SD, SE, 4/80-10/86
Suits: 4G32 (4cyl, 1.6L)




AWP3117 Mitsubishi

L300 Express SA, SB, SC, SD, SE, 11/81-10/86
Suits: 4G62, 4G63 (4cyl, 1.8, 2.0L)



AWP3094 Mitsubishi

Galant HJ, 4/93-3/95 (SOHC)
Suits: 4G63 (4cyl, 2.0L)




AWP4012 Mitsubishi

Galant HJ, 4/93-10/96 (DOHC)
Suits: 6A12 (V6, 2.0L)




AWP3061 Mitsubishi

Galant SE HG, HH, 5/89-3/93 (SOHC)
Suits: 4G63 (4cyl, 2.0L)




AWP3060 Mitsubishi

Galant GSR, VR4 HG, HH, 5/89-3/93 (DOHC)
Suits: 4G63, 4G63T (4cyl, 2.0L)




AWP8363 Mitsubishi

Grandis BA, 5/04-2/06
Suits: 4G69 (4cyl, 2.4L)



AWP8334 *Mitsubishi*

Grandis BA VRX, 3/06-on
Suits: 4G69 (4cyl, 2.4L)



AWP877 *Mitsubishi*

Lancer CA, CB, 9/88-9/92
Suits: 4G15 (4cyl, 1.5L)




AWP3020 *Mitsubishi*

Lancer CB, 9/90-9/92
Suits: 4G61 (4cyl, 1.6L)



AWP877 *Mitsubishi*

Lancer CC, 9/92-7/96
Suits: 4G15 (4cyl, 1.5L)



AWP3092 *Mitsubishi*

Lancer CC, 9/92-7/96 (incl Turbo)
Suits: 4G92, 4G93 (4cyl, 1.6, 1.8L)



AWP4108 *Mitsubishi*

Lancer CE, 7/96-1/03
Suits: 4G15 (4cyl, 1.5L)



AWP4065 *Mitsubishi*

Lancer CE, 7/96-1/03 (Sedan/Hatch)
Suits: 4G93 (4cyl, 1.8L)



AWP3092 *Mitsubishi*

Lancer CE, 7/96-1/03 (Wagon)
Suits: 4G93 (4cyl, 1.8L)



AWP8188 *Mitsubishi*

Lancer Evo CE, 5/01-12/01 (Ralliart Turbo)
Suits: 4G63T (4cyl, 2.0L)



AWP4065 *Mitsubishi*

Lancer CG, CH, 7/02-4/06 (SOHC)
Suits: 4G94 (4cyl, 2.0L)




AWP8363 *Mitsubishi*

Lancer CH, 8/05-on (DOHC)
Suits: 4G69 (4cyl, 2.4L)




AWPF8331 *Mitsubishi*

Lancer Evo CY, 8/05-on (Turbo)
Suits: 4G63T (4cyl, 2.0L)



AWP8363 *Mitsubishi*

Lancer Evo CZ, 6/04-6/05 (Ralliart Turbo)
Suits: 4G63T (4cyl, 2.0L)



AWP1025 *Mitsubishi*

Magna TM, TN, TP, TR, TS, 5/85-3/96
Suits: 4G54 (4cyl, 2.6L)

Pump without Housing



AWP1025BP *Mitsubishi*

Magna TM, TN, TP, TR, TS, 5/85-3/96
Suits: 4G54 (4cyl, 2.6L)


Pump with Housing



AWP2040 *Mitsubishi*

Magna TR, TS, 4/93-3/96
Suits: 6G72 (V6, 3.0L)

Pump without Housing



AWP2040H *Mitsubishi*

Magna TR, TS, 4/93-3/96
Suits: 6G72 (V6, 3.0L)

Pump with Housing



AWP8187 *Mitsubishi*

Magna TE, TF, 4/96-3/99
Suits: 4G64 (4cyl, 2.4L)



AWP4014 *Mitsubishi*

Magna TE, TF, TH, TJ, TL, 4/96-9/04
Suits: 6G72, 6G74 (V6, 3.0, 3.5L)

Pump without Housing



AWP4014H *Mitsubishi*

Magna TE, TF, TH, TJ, TL, 4/96-9/04
Suits: 6G72, 6G74 (V6, 3.0, 3.5L)

Pump with Housing



AWP4014 *Mitsubishi*

Magna TW, 10/04-8/05
Suits: 6G74 (V6, 3.5L)

Pump without Housing



AWP4014H *Mitsubishi*

Magna TW, 10/04-8/05
Suits: 6G74 (V6, 3.5L)

Pump with Housing



AWP4108 *Mitsubishi*

Mirage CE, 7/96-8/04
Suits: 4G15 (4cyl, 1.5L)



AWP878 *Mitsubishi*

Nimbus UA, UB, 5/84-8/87
Suits: 4G37 (4cyl, 1.8L)



AWP1027 *Mitsubishi*

Nimbus UC, 9/87-1/92
Suits: 4G63 (4cyl, 2.0L)



AWP3094 *Mitsubishi*

Nimbus UF, 2/92-11/98
Suits: 4G64 (4cyl, 2.4L)




AWP8187 *Mitsubishi*

Nimbus UG, 11/98-4/04
Suits: 4G64 (4cyl, 2.4L)



AWP8363 *Mitsubishi*

Outlander ZF, 8/04-10/06 (SOHC)
Suits: 4G69 (4cyl, 2.4L)



AWPF8188 *Mitsubishi*

Outlander ZE, 2/03-7/04 (SOHC)
Suits: 4G64 (4cyl, 2.4L)



AWP8366 *Mitsubishi*

Outlander ZG, 11/06-on (DOHC)
Suits: 4G12 (4cyl, 2.4L)



AWP8333 *Mitsubishi*

Outlander ZG, 11/06-on
Suits: 6B31 (V6, 3.0L)



AWP1032 *Mitsubishi*

Pajero NA, NB, NC, ND, NE, NF,
5/84-8/89 (Diesel Turbo)
Suits: 4D55, 4D56 (4cyl, 2.3, 2.5L)



AWP1009 *Mitsubishi*


Pajero NA, NB, NC, ND, NE, NF,
5/84-8/89
Suits: 4G54 (4cyl, 2.6L)



AWP2040 *Mitsubishi*

Pajero NF, 5/88-8/89
Suits: 6G72 (V6, 3.0L)

Pump without Housing



AWP3114 *Mitsubishi*

Pajero NF, 5/88-8/89
Suits: 6G72 (V6, 3.0L)

Pump with Housing




AWP1032 *Mitsubishi*

Pajero NG, NH, 9/89-10/93 (Diesel Turbo)
Suits: 4D56 (4cyl, 2.5L)



AWP1009 *Mitsubishi*


Pajero NG, NH, 9/89-10/93
Suits: 4G54 (4cyl, 2.6L)



AWP2040 *Mitsubishi*

Pajero NG, NH, 9/89-10/93
Suits: 6G72 (V6, 3.0L)

Pump without Housing



AWPF3114 *Mitsubishi*

Pajero NG, NH, 9/89-10/93
Suits: 6G72 (V6, 3.0L)

Pump with Housing



AWP3115 *Mitsubishi*


Pajero NJ, NK, 11/93-7/97 (Diesel incl Turbo)
Suits: 4M40, 4M40T (4cyl, 2.8L)



AWP2040 *Mitsubishi*

Pajero NJ, NK, 11/93-7/97
Suits: 6G72 (V6, 3.0L)


Pump without Housing



AWP3114 *Mitsubishi*

Pajero NJ, NK, 11/93-7/97
Suits: 6G72 (V6, 3.0L)


Pump with Housing



AWP4007 *Mitsubishi*

Pajero NJ, NK, 9/95-6/97
Suits: 6G74 (V6, 3.5L)


Pump without Housing



AWP4007H *Mitsubishi*

Pajero NJ, NK, 9/95-6/97
Suits: 6G74 (V6, 3.5L)

Pump with Housing



AWP3115 *Mitsubishi*

Pajero NL, 8/97-6/00 (Diesel Turbo)
Suits: 4M40T (4cyl, 2.8L)



AWP4018 Mitsubishi

Pajero NL, 8/97-6/00
Suits: 6G74 (V6, 3.5L)

Pump without Housing



AWP4018H Mitsubishi

Pajero NL, 8/97-6/00
Suits: 6G74 (V6, 3.5L)

Pump with Housing



AWP3115 Mitsubishi

Pajero NM, 5/00-10/02 (Diesel Turbo)
Suits: 4M40T, 4M41A (4cyl, 2.8, 3.2L)



AWP8189 Mitsubishi

Pajero NM, 5/00-10/02
Suits: 6G74 (V6, 3.5L)



AWP3115 Mitsubishi

Pajero NP, 11/02-10/06 (Diesel Turbo)
Suits: 4M41A (4cyl, 3.2L)




AWP8189 Mitsubishi

Pajero NP, 11/02-10/06
Suits: 6G74, 6G75 (V6, 3.5, 3.8L)



AWP8335 Mitsubishi

Pajero NS, 11/06-on (Diesel Turbo)
Suits: 4M41, 4M41A (4cyl, 3.2L)



AWP8189 Mitsubishi

Pajero NS, 11/06-on
Suits: 6G75 (V6, 3.8L)



AWP4108 Mitsubishi

Pajero iO QA, 3/99-9/01
Suits: 4G18 (4cyl, 1.6L)




AWP4065 Mitsubishi

Pajero iO QA, 3/99-9/03
Suits: 4G93, 4G94 (4cyl, 1.8, 2.0L)




AWP1009 Mitsubishi

Scorpion GE, GH, GJ, GK, GL,
3/78-9/85
Suits: 4G52, 4G54 (4cyl, 2.0, 2.6L)



AWP1014 Mitsubishi

Sigma GE, GH, GJ, GK, GL, 10/77-9/85
Suits: 4G32 (4cyl, 1.6L)



AWP1009 Mitsubishi

Sigma GE, GH, GJ, GK, GL, GN,
10/77-12/87
Suits: 4G51, 52, 54 (4cyl, 1.9, 2.0, 2.6L)




AWP3117 Mitsubishi

Starion JA, JB, JD, 5/82-8/87 (Turbo)
Suits: 4G63T (4cyl, 2.0L)



AWP3117 Mitsubishi

Starwagon SF, 10/86-5/90
Suits: 4G63 (4cyl, 2.0L)




AWP3094 Mitsubishi

Starwagon SF, 5/90-8/90
Suits: 4G63 (4cyl, 2.0L)




AWP3117 Mitsubishi

Starwagon SF, 10/86-8/90
Suits: 4G64 (4cyl, 2.4L)




AWP3094 Mitsubishi

Starwagon SG, 9/90-8/91
Suits: 4G63 (4cyl, 2.0L)




AWP3117A Mitsubishi

Starwagon SG, 9/90-8/91
Suits: 4G64 (4cyl, 2.4L)



AWP3117 Mitsubishi


Starwagon SH, 9/91-5/92
Suits: 4G63 (4cyl, 2.0L)



AWP4008 Mitsubishi


Starwagon SH, 6/92-9/94
Suits: 4G63 (4cyl, 2.0L)

Check ID Guide,
some models
use TF8274



AWP3117 Mitsubishi


Starwagon SH, 9/91-9/94
Suits: 4G64 (4cyl, 2.4L)



AWP4008 Mitsubishi

Starwagon SJ, 11/97-6/01
Suits: 4G63 (4cyl, 2.0L)


Check ID Guide,
some models
use TF8274



AWP4008 Mitsubishi

Starwagon WA, 9/94-4/04
Suits: 4G64 (4cyl, 2.4L)

Check ID Guide,
some models
use TF8274



AWP4018 Mitsubishi

Starwagon WA, 9/94-12/96
Suits: 6G72 (V6, 3.0L)


Pump without Housing



AWP4018H Mitsubishi


Starwagon WA, 9/94-12/96
Suits: 6G72 (V6, 3.0L)

Pump with Housing



AWP1032 Mitsubishi

Triton ME, MF, MG, 12/86-8/90 (Diesel
incl Turbo)
Suits: 4D56 (4cyl, 2.5L)



AWP1009 Mitsubishi


Triton ME, MF, MG, 12/86-8/90
Suits: 4G54 (4cyl, 2.6L)



AWP1032 Mitsubishi

Triton MH, MJ, 9/90-10/96 (Diesel)
Suits: 4D56 (4cyl, 2.5L)

Bolt Thermostat Flange



AWP3144 Mitsubishi

Triton MH, MJ, 9/90-10/96 (Diesel)
Suits: 4D56 (4cyl, 2.5L)

4 Bolt Thermostat
Flange



AWP1009 *Mitsubishi*


Triton MH, MJ, 9/90-10/96
Suits: 4G54 (4cyl, 2.6L)



AWP2040 *Mitsubishi*

Triton MH, MJ, 9/90-10/96
Suits: 6G72 (V6, 3.0L)

Pump without Housing



AWP3114 *Mitsubishi*


Triton MH, MJ, 9/90-10/96
Suits: 6G72 (V6, 3.0L)

Pump with Housing



AWP4008 *Mitsubishi*

Triton MK, 10/96-12/06
Suits: 4G64 (4cyl, 2.4L)



AWP3115 *Mitsubishi*

Triton MK, 10/96-6/06 (Diesel incl Turbo)
Suits: 4M40 (4cyl, 2.8L)



AWP4018 *Mitsubishi*

Triton MK, 10/96-10/06
Suits: 6G72 (V6, 3.0L)


Pump without Housing



AWP4018H *Mitsubishi*

Triton MK, 10/96-10/06
Suits: 6G72 (V6, 3.0L)

Pump with Housing



AWP8332 *Mitsubishi*

Triton ML, 7/06-on (Diesel Turbo)
Suits: 4M41A (4cyl, 3.2L)



AWPF8189 *Mitsubishi*


Triton ML, 7/06-on
Suits: 6G74 (V6, 3.5L)



AWP2040 *Mitsubishi*

Verada KR, KS, 7/91-9/96
Suits: 6G72 (V6, 3.0L)

Pump without Housing



AWP2040H *Mitsubishi*

Verada KR, KS, 7/91-9/96
Suits: 6G72 (V6, 3.0L)

Pump with Housing



AWP4014AW *Mitsubishi*

Verada KE, KF, KH, KJ, KL, KW,
10/96-on
Suits: 6G74 (V6, 3.5L)

Pump without Housing



AWP4014H *Mitsubishi*


Verada KE, KF, KH, KJ, KL, KW,
10/96-on
Suits: 6G74 (V6, 3.5L)

Pump with Housing



AWP837 *Nissan*

520, 620 Ute, 1/71-12/79
Suits: J15 (4cyl, 1.5L)



AWP752 *Nissan*

720, 1/80-12/85
Suits: L18 (4cyl, 1.8L)



AWP857 Nissan

720, 1/80-9/84
Suits: SD22 (4cyl, 2.2L)



AWP754 Nissan

720, 1/85-12/85
Suits: Z22 (4cyl, 2.2L)



AWP833 Nissan

720, 6/83-12/85
Suits: SD23, SD25 (4cyl, 2.3, 2.5L)



AWP788 Nissan

1000, 1200, 1967-12/85
Suits: A10, A12 (4cyl, 1.0, 1.2L)



AWP752 Nissan

1600, 1965-73
Suits: L16 (4cyl, 1.6L)



AWP754 Nissan

2000, 2300, 2400, 1966-8/71
Suits: G20, L23, L24 (6cyl, 2.0L)



AWP788 Nissan

120Y B210, 3/74-3/79
Suits: A12 (4cyl, 1.2L)


Models without Fan Clutch



AWP3011 Nissan

120Y B210, 3/74-3/79
Suits: A12 (4cyl, 1.2L)

Models with Fan Clutch



AWP752 Nissan

180B, 200B, 9/72-5/81
Suits: L18, L20B (4cyl, 1.8, 2.0L)

Without Air Conditioning



AWP3097 Nissan

200SX, 11/00-on
Suits: SR20DET (4cyl, 2.0L)



AWP754 Nissan

240C, 240K, 240Z, 10/70-3/78
Suits: L24 (6cyl, 2.4L)



AWP754 Nissan

260C, 260Z, 280C, 280ZX, 1/73-5/84
Suits: L26, L28, L28E (6cyl, 2.6, 2.8L)



AWP2191 Nissan

300C Y30, 5/84-5/86
Suits: VG30E (V6, 3.0L)



AWP2191 Nissan

300ZX Z31, 5/84-12/89
Suits: VG30E (V6, 3.0L)



AWP3098 Nissan

300ZX Z32, 12/89-3/97
Suits: VG30DE (V6, 3.0L)



AWP8222

Nissan

350Z, 3/03-on
Suits: VQ35DE (V6, 3.5L)



AWP752

Nissan

Bluebird Series 1, 2, 1981-1/85
Suits: L20B (4cyl, 2.0L)

Without Air Conditioning



AWP3023

Nissan

Bluebird Series 3, 2/85-12/86
Suits: CA20S (4cyl, 2.0L)



AWP3099

Nissan

Bluebird U13, 10/93-12/97
Suits: KA24DE (4cyl, 2.4L)



AWP2191

Nissan

Brougham V30E, 1986-88
Suits: VG30E (V6, 3.0L)



AWP844

Nissan

Caball C240, C340, 1969-81
Suits: H20 (4cyl, 2.0L)



AWP752

Nissan

Cabstar F22, 4/84-12/87
Suits: Z20 (4cyl, 2.0L)



AWP3025

Nissan

Cabstar F22, 1/88-9/92 (Diesel)
Suits: TD27 (4cyl, 2.7L)

Pump only without Fan Clutch



AWP3119

Nissan

Cabstar F22, 1/88-9/92 (Diesel)
Suits: TD27 (4cyl, 2.7L)

Pump with Fan Clutch



AWP754

Nissan

Cabstar H40, 10/84-12/87
Suits: Z22 (4cyl, 2.2L)



AWP3119

Nissan

Cabstar H40, 5/87-9/92 (Diesel)
Suits: TD27 (4cyl, 2.7L)



AWP3026

Nissan

Cabstar H40, 8/84-12/93 (Diesel incl Turbo)
Suits: ED33, FD35 (4cyl, 3.3, 3.5L)



AWP3138

Nissan

Civilian, 9/91-on
Suits: TD42 (6cyl, 4.2L)



AWP1170

Nissan

EXA N13, 2/87-10/91
Suits: CA16DE, CA18DE (4cyl, 1.6, 1.8L)



AWP3023

Nissan

Gazelle S12, 1/84-11/88
Suits: CA20E (4cyl, 2.0L)



AWP898 Nissan

GT-R, 1991-93
Suits: RB26DETT (6cyl, 2.6L)



AWP837 Nissan

Homer T20, 1969-76
Suits: J16 (4cyl, 1.6L)



AWP844 Nissan

Homer F20, 1977-81
Suits: H20 (4cyl, 2.0L)



AWP8343 Nissan

Infiniti Q45, 9/93-12/96
Suits: VH45DE (V8, 4.5L)



Special order only

AWP3024 Nissan

Maxima J30, 5/90-2/95 (SOHC)
Suits: VG30E (V6, 3.0L)



AWP8167 Nissan

Maxima A32, A33, 2/95-11/03 (DOHC)
Suits: VQ30DE (V6, 3.0L)



AWP8345 Nissan

Maxima J31, 10/03-on (DOHC)
Suits: VQ35DE (V6, 3.5L)



AWP3101 Nissan

Micra K11E, 5/95-12/97
Suits: CG13DE (4cyl, 1.3L)



AWP8222 Nissan

Murano, 8/05-on
Suits: VQ35 (V6, 3.5L)



AWP3058 Nissan

Navara D21, 1/86-10/95
Suits: Z20 (4cyl, 2.0L)



AWP754 Nissan

Navara D21, 1/86-5/92
Suits: Z24 (4cyl, 2.4L)

With Air Conditioning



AWP752 Nissan

Navara D21, 1/86-5/92
Suits: Z24 (4cyl, 2.4L)

Without Air Conditioning




AWP3118 Nissan

Navara D21, D22, 6/92-7/00
Suits: KA24E, KA24DE (4cyl, 2.4L)



AWP3027 Nissan

Navara D21, 1/86-12/88 (Diesel)
Suits: SD25 (4cyl, 2.5L)



AWP3027 Nissan

Navara D21, 1/88-5/92 (Diesel)
Suits: TD25 (4cyl, 2.5L)

Pump Complete
with Fan Clutch
with 120mm
Hub



AWP3028

Nissan

**Navara D21, 2/88-5/92 (Diesel)
Suits: TD27 (4cyl, 2.7L)**

Check Hub Diameter -
Pump with Fan
Clutch with
120mm Hub



AWP4130

Nissan

**Navara D21, D22, 6/92-12/01 (Diesel)
Suits: TD27 (4cyl, 2.7L)**

Check Hub Diameter -
Pump with Fan
Clutch with
143mm Hub



AWP2191

Nissan


**Navara D21, D22, 6/92-on (RWD)
Suits: VG30, VG30E (V6, 3.0L)**



AWP3120

Nissan

**Navara D22, 5/00-on (4WD)
Suits: VG30 (V6, 3.0L)**



AWP4130

Nissan

**Navara D22, 3/97-on (Diesel)
Suits: QD32 (4cyl, 3.2L)**

Pump and Fan
Clutch with
143mm Hub



AWP4011

Nissan

**Navara D40, 12/05-on (Diesel)
Suits: YD25 (4cyl, 2.5L)**



AWP8222

Nissan

**Navara D40, 12/05-on
Suits: VQ40 (V6, 4.0L)**



AWP3030

Nissan


**Nomad GC22, 1/87-10/92
Suits: Z24 (4cyl, 2.4L)**



AWP3050

Nissan

**NX, NX-R, 10/91-1/96
Suits: SR20DE (4cyl, 2.0L)**



AWP754

Nissan


**Pathfinder WNYD21, 12/86-9/92
Suits: Z24 (4cyl, 2.4L)**



AWP3120

Nissan

**Pathfinder WHYD21, 10/92-11/95
Suits: VG30E (V6, 3.0L)**



AWP4011

Nissan

**Pathfinder R50, 11/95-6/05
Suits: VG33E (V6, 3.3L)**



AWP4011

Nissan

**Pathfinder R51, 7/05-on (Diesel Turbo)
Suits: YD25 (4cyl, 2.5L)**



AWP8222

Nissan

**Pathfinder R51, 7/05-on (4D Wagon)
Suits: VQ40 (V6, 4.0L)**



AWP834

Nissan

**Patrol G60, 1/61-12/80
Suits: P40 (6cyl, 4.0L)**



AWP4021 Nissan

Patrol MQ, 6/80-12/85
Suits: P40 (6cyl, 4.0L)



AWP754 Nissan

Patrol MQ, 9/80-12/87
Suits: L28 (6cyl, 2.8L)



AWP913 Nissan

Patrol MQ, 6/80-12/87 (Diesel incl Turbo)
Suits: SD33, SD33T (6cyl, 3.3L)




AWP6090 Nissan

Patrol GQ, 2/95-12/97 (Diesel Turbo)
Suits: RD28T (6cyl, 2.8L)



AWP6071 Nissan

Patrol GQ, 1/90-12/97 (Petrol)
Suits: RB30 (6cyl, 3.0L)



AWP6056 Nissan

Patrol GQ, 1/88-4/99 (Diesel)
Suits: TD42 (6cyl, 4.2L)



AWP5010 Nissan

Patrol GQ, 2/88-12/95 (Petrol)
Suits: TB42S (6cyl, 4.2L)



AWP5010 Nissan

Patrol GQ, 2/92-12/97 (Petrol)
Suits: TB42E (6cyl, 4.2L)



AWP6090 Nissan

Patrol GU, 1/98-6/00 (Diesel Turbo)
Suits: RD28ET (6cyl, 2.8L)



AWP8221 Nissan

Patrol GU, 5/00-on (Diesel Turbo)
Suits: ZD30 (4cyl, 3.0L)

Pump Complete with
Fan Clutch



AWP6056 Nissan

Patrol GU, 5/98-on (Diesel incl Turbo)
Suits: TD42, TD42T (6cyl, 4.2L)



AWP4064 Nissan

Patrol GU, 12/97-9/01
Suits: TB45E (6cyl, 4.5L)



AWP8223 Nissan

Patrol GU, 10/01-9/04
Suits: TB48E (6cyl, 4.8L)



AWP3023 Nissan

Pintara R31, U12, 6/86-10/92
Suits: CA20E (4cyl, 2.0L)



AWP3022 Nissan

Pintara U12, 11/89-10/92
Suits: KA24 (4cyl, 2.4L)



AWP888

Nissan

Prairie M10, 1/82-12/86
Suits: E15 (4cyl, 1.5L)



AWP888

Nissan

Pulsar N10, 10/81-12/82
Suits: E13 (4cyl, 1.3L)



AWP788

Nissan

Pulsar N10, 10/80-81
Suits: A14 (4cyl, 1.4L)



AWP888

Nissan

Pulsar N10, 10/81-82
Suits: E15 (4cyl, 1.5L)



AWP888

Nissan

Pulsar N12, 1/83-7/87 (incl Turbo)
Suits: E13, E15, E16 (4cyl, 1.3, 1.5, 1.6L)



AWP2189

Nissan

Pulsar N13, 6/87-2/90
Suits: 16LF, 18LF (4cyl, 1.6, 1.8L)

Without Dust Shield



AWP2512

Nissan

Pulsar N13, 2/90-9/91
Suits: 16LF, 18LF (4cyl, 1.6, 1.8L)

With Dust Shield



AWP3053

Nissan

Pulsar N14, N15, 10/91-6/00
Suits: GA16DE (4cyl, 1.6L)



AWP3050

Nissan

Pulsar N14, N15, 10/91-6/00
Suits: SR20DE (4cyl, 2.0L)



AWP8168

Nissan


Pulsar N16, 7/00-1/06
Suits: QG16DE, QG18DE (4cyl, 1.6, 1.8L)



AWP3050

Nissan

Serena C23, 10/92-11/95
Suits: SR20DE (4cyl, 2.0L)



AWP8169

Nissan

Silvia S13, 1/91-12/94 (Imported)
Suits: SR20DET (4cyl, 2.0L)



AWP754

Nissan

Skyline C210, R30, 3/78-6/86
Suits: L24, L24E (6cyl, 2.4L)



AWP898

Nissan

Skyline R31, 7/86-12/90
Suits: RB30E (6cyl, 3.0L)



AWP898

Nissan

Skyline R32, 6/91-2/93
Suits: RB26DETT (6cyl, 2.6L)



WATER PUMPS

AWP898

Nissan


Skyline R33, 1/93-12/98
Suits: RB25DE, RB25DET (6cyl, 2.5L)



AWP804

Nissan

ST Utility XFN, 7/88-9/92
Suits: 6cyl, 4.1L



AWP752

Stanza A10, 10/78-9/83
Suits: L16 (4cyl, 1.6L)



AWP788

Nissan

Sunny B310, 3/79-12/83
Suits: A12, A14 (4cyl, 1.2, 1.4L)



AWP788

Nissan

Sunny B310, 10/80-10/81
Suits: A15 (4cyl, 1.5L)


Models without
Fan Clutch



AWP3011

Sunny B310, 10/80-10/81
Suits: A15 (4cyl, 1.5L)

Models with
Fan Clutch



Special order only

AWP3118

Nissan

Terrano II R20, 3/97-6/00
Suits: KA24E (4cyl, 2.4L)



AWP4130

Nissan

Terrano II R20, 3/97-6/00 (Diesel Turbo)
Suits: TD27Ti (4cyl, 2.7L)



AWP8346

Nissan

Tiida C11, 2/06-on
Suits: MR18 (4cyl, 1.8L)



Special order only

AWP844

Nissan

Urvan E20, 1976-80
Suits: H20 (4cyl, 2.0L)




Special order only

AWP837

Nissan


Urvan E23, 1980-82
Suits: J16 (4cyl, 1.6L)



AWP846

Nissan

Urvan E23, 9/82-12/83
Suits: H20 (4cyl, 2.0L)



Special order only

AWP754

Nissan

Urvan E23, 1982-12/86
Suits: Z20 (4cyl, 2.0L)



AWP857

Nissan

Urvan E23, 1980-12/86 (Diesel)
Suits: SD22, SD23 (4cyl, 2.2, 2.3L)



Special order only

AWP754

Nissan

Urvan E24, 3/87-9/93
Suits: Z24 (4cyl, 2.4L)



AWP3025

Nissan

Urvan E24, 5/87-9/93 (Diesel)
Suits: TD27 (4cyl, 2.7L)

Pump Only without Fan Clutch



AWP3119

Nissan

Urvan E24, 5/87-9/93 (Diesel)
Suits: TD27 (4cyl, 2.7L)

Pump with Fan Clutch



Special order only

AWP788

Nissan

Vanette C20, 7/82-10/84
Suits: A12 (4cyl, 1.2L)

Models without Fan Clutch



AWP3011

Nissan

Vanette, 11/84-12/86
Suits: A15 (4cyl, 1.5L)

Models with Fan Clutch



Special order only

AWP754

Nissan

Vanette, 12/87-9/93
Suits: Z20 (4cyl, 2.0L)



AWP8267

Nissan

X-Trail T30, 10/01-on
Suits: QR25 (4cyl, 2.5L)



Special order only

AWP4028

Peugeot

205, 10/91-4/94
Suits: XU5M3 (4cyl, 1.6L)




Special order only

AWP3141

Peugeot

205 Gti, 10/87-11/91
Suits: XU9JA (4cyl, 1.9L)



Special order only

AWP4028

Peugeot

205 Gti, 12/91-12/94
Suits: XU9JA (4cyl, 1.9L)



Special order only

AWP8100

Peugeot

206, 10/99-2/01 (SOHC)
Suits: TU5JP (4cyl, 1.6L)



Special order only

AWP8136

Peugeot

206, 11/01-on (DOHC)
Suits: TU5J4 (4cyl, 1.6L)



Special order only

AWP8138

Peugeot

206 Gti 2, 10/99-on
Suits: EW10J4 (4cyl, 2.0L)



Special order only

AWP4028

Peugeot

306, 4/94-8/99 (SOHC)
Suits: XU7JP (4cyl, 1.8L)




Special order only

AWP8101

Peugeot

306, 7/97-on (DOHC)
Suits: XU10J4R (4cyl, 2.0L)



Special order only

AWP8137

Peugeot

306 Diesel Turbo, 4/00-on
Suits: DW10TD (4cyl, 2.0L)



Special order only

AWP8136 Peugeot

307, 12/01-on
Suits: TU5JP4 (4cyl, 1.6L)



Special order only

AWP8138 Peugeot


307 Hatchback, 12/01-on
Suits: EW10J4 (4cyl, 2.0L)



Special order only

AWP8328 Peugeot

307 Convertible, 10/03-on
Suits: EW10J4S (4cyl, 2.0L)



Special order only

AWP8137 Peugeot


307 Diesel Turbo, 12/01-on
Suits: DW10 (4cyl, 2.0L)



Special order only

AWP3141 Peugeot

405, 2/89-4/93
Suits: D6A, XU9J2, J4 (4cyl, 1.9L)



Special order only

AWP4028 Peugeot


405, 5/93-5/96
Suits: XU10J2, XU10J4 (4cyl, 2.0L)



Special order only

AWP8101 Peugeot

406 Petrol Model, 9/96-on
Suits: XU10J4R, DW10ATED (4cyl, 2.0L)



Special order only

AWP8137 Peugeot

406 Diesel Turbo Model, 9/96-on
Suits: XU10J4R, DW10ATED (4cyl, 2.0L)



Special order only

AWP8329 Peugeot

607, 11/01-on
Suits: ES9J4S/L4 (V6, 3.0L)



Special order only

AWP3092 Proton

M21, 10/97-11/00
Suits: 4G93 (4cyl, 1.8L)



AWP877 Proton

Persona, 11/96-6/02
Suits: 4G13, 4G15 (4cyl, 1.3, 1.5L)



AWP3092 Proton

Persona, 11/96-11/00
Suits: 4G92 (4cyl, 1.6L)



AWP877 Proton

Satria, 2/97-1/05
Suits: 4G13, 4G15 (4cyl, 1.3, 1.5L)



AWP3092 Proton

Satria, 2/97-on
Suits: 4G92, 4G93 (4cyl, 1.6, 1.8L)



AWP4108 Proton


Waja, 12/01-7/06
Suits: 4G18P (4cyl, 1.6L)



AWP877

Proton

Wira, 5/95-11/96
Suits: 4G15 (4cyl, 1.5L)



AWP3092

Proton


Wira, 5/95-11/96
Suits: 4G92 (4cyl, 1.6L)



AWP8254

Renault

Clio, 12/01-on
Suits: K4J, K4M (4cyl, 1.4, 1.6L)



Special order only

AWP8236

Renault

Clio, 5/01-on
Suits: F4R (4cyl, 2.0L)




Special order only

AWP8254

Renault

Kangoo Van, 8/04-on
Suits: K4M (4cyl, 1.6L)



Special order only

AWP8236

Renault

Laguna, 5/95-on
Suits: F3R, F4R (4cyl, 2.0L)



Special order only

AWP8329

Renault

Laguna, 8/02-on (DOHC)
Suits: L7X (V6, 3.0L)



Special order only

AWP8361

Renault

Master Van, 8/04-on (Diesel Turbo)
Suits: G9U (4cyl, 2.5L)




Special order only

AWP8254

Renault

Megane, 5/00-9/04
Suits: K4MA (4cyl, 1.6L)



Special order only

AWP8307

Renault

Megane, 9/04-on
Suits: F4RT (4cyl, 2.0L)



Special order only

AWP8236

Renault

R19, 9/91-7/96
Suits: F3N, F3P (4cyl, 1.7, 1.8L)



Special order only

AWP8254

Renault

Scenic Expression, 5/00-on
Suits: K4MA (4cyl, 1.6L)



Special order only

AWP8236

Renault

Scenic Expression, Privilège, 5/00-on
Suits: F4RC (4cyl, 2.0L)



Special order only

AWP8307

Renault

Scenic II, 2/05-on
Suits: F4RZ (4cyl, 2.0L)



Special order only

AWP8290

Rover

75, 7/04-on
Suits: 4cyl, 2.0L



Special order only

AWP3017 *Rover*


416i, 5/86-12/89
Suits: D16A3 (4cyl, 1.6L)



Special order only

AWP2025 *Rover*

825Si, 827Si, 9/87-1/92
Suits: C25A1, C27A1 (V6, 2.5, 2.7L)



Special order only

AWP855 *Rover*

Quintet, 5/83-3/86
Suits: EL (4cyl, 1.6L)

From Eng. No.1200001 -
45mm hub



Special order only

AWP2614 *Rover*

Range Rover, 2/86-12/92 (Petrol)
Suits: 22D, 23D, 37D (V8, 3.5, 3.9L)



AWP8111 *Saab*

9-5, 3/99-on
Suits: B308 (V6, 3.0L)



AWP2180 *Saab*

900, 3/79-12/97
Suits: B201, B202 (4cyl, 2.0L)



Special order only

AWP2663 *Saab*

900i, 11/84-2/91
Suits: B201, B202 (4cyl, 2.0L)



Special order only

AWP2180 *Saab*


900, 3/91-9/93
Suits: B212 (4cyl, 2.1L)



Special order only

AWP2962 *Saab*

900, 3/94-6/98
Suits: 4cyl, 2.3L



Special order only


AWP8111 *Saab*

900, 3/94-3/97
Suits: B258 (V6, 2.5L)



AWP2663 *Saab*


9000, 5/86-2/91 (incl Turbo)
Suits: B202i, B202T (4cyl, 2.0L)



Special order only

AWP2962 *Saab*

9000, 5/90-6/98 (incl Turbo)
Suits: B234 (4cyl, 2.3L)



Special order only

AWP8111 *Saab*

9000, 2/95-2/97
Suits: B308 (V6, 3.0L)



AWP8128 *Seat*


Cordoba SE, 9/98-10/99
Suits: AEE (4cyl, 1.6L)



Special order only

AWP2453 *Seat*


Cordoba SXE, 9/98-10/99
Suits: AFT (4cyl, 1.6L)



AWP2453

Seat

Cordoba, 1/95-10/99
Suits: ABS, ADZ (4cyl, 1.8L)



AWP8127

Seat

Ibiza, 1/95-1/97
Suits: ABD (4cyl, 1.4L)




Special order only

AWP2453

Seat


Ibiza, 1/95-10/99
Suits: ABF, 2E (4cyl, 2.0L)



AWP2453

Seat


Toledo, 1/95-10/99
Suits: 2E (4cyl, 2.0L)



AWP8205

Ssangyong

Korando, 3/03-on (Diesel Turbo)
Suits: 662LA (5cyl, 2.9L)



Special order only

AWP8205

Ssangyong

Musso, 7/96-on (Diesel incl Turbo)
Suits: 602EL, SY662 (5cyl, 2.9L)



Special order only

AWP8241

Ssangyong

Musso, 7/96-12/02
Suits: IL63200 (6cyl, 3.2L)



Special order only

AWP8305

Ssangyong

Rexton RX290, 6/03-7/05 (Diesel Turbo)
Suits: 5cyl, 2.9L



Special order only

AWP8336

Ssangyong

Rexton RX320, 6/03-on
Suits: 6cyl, 3.2L



Picture unavailable at time of printing

Special order only

AWP8336

Ssangyong

Stavic SV320, 11/05-on
Suits: V6, 3.2L



Picture unavailable at time of printing

Special order only

AWP848

Subaru

Brumby, 10/80-3/94
Suits: EA81 (4cyl, 1.8L)



AWP848

Subaru

DL, 10/80-11/84
Suits: EA81 (4cyl, 1.8L)



AWP3033

Subaru

DL, 12/84-12/95
Suits: EA82 (4cyl, 1.8L)



AWP3035

Subaru

Forester, 8/97-on
Suits: EJ20E, 20J, 251 (4cyl, 2.0, 2.5L)



AWP848

Subaru

GL, 6/82-11/84
Suits: EA82 (4cyl, 1.8L)



AWP3033

Subaru

GL, 12/84-6/90
Suits: EA82 (4cyl, 1.8L)



AWP3035

Subaru

Impreza, 4/93-on
Suits: EJ16, 18, 20, 25 (4cyl, All)



AWP3091

Subaru

Impreza WRX, 2/94-on (Turbo)
Suits: EJ20 (4cyl, 2.0L)



AWP3035

Subaru


Impreza WRX, 10/05-on (Turbo)
Suits: EJ25D (4cyl, 2.5L)



AWP848

Subaru

Leone, 11/79-8/88
Suits: EA81 (4cyl, 1.8L)



AWP3035

Subaru


Liberty, 10/89-3/99
Suits: EJ22 (4cyl, 2.2L)



AWP3091

Subaru

Liberty RS, GT, 10/91-on (DOHC)
Suits: EJ20 (4cyl, 2.0L)



AWP3067

Subaru

Liberty, 11/96-3/99 (DOHC)
Suits: EJ25, EJ25D (4cyl, 2.5L)



AWP3035

Subaru

Liberty, 3/99-on (SOHC)
Suits: EJ20, EJ20E (4cyl, 2.0L)



AWP3035

Subaru

Liberty, 8/99-on (SOHC)
Suits: EJ25, EJ25D (4cyl, 2.5L)



AWP8268

Subaru


Liberty, 8/04-on
Suits: EZ30 (6cyl, 3.0L)



AWP3067

Subaru

Outback, 9/96-8/03 (DOHC)
Suits: EJ25, EJ25D (4cyl, 2.5L)



AWP8268

Subaru

Outback, 8/01-on
Suits: EZ30, EZ30D (6cyl, 3.0L)



AWP3035

Subaru

Outback, 9/03-on (SOHC)
Suits: EJ25, EJ25D (4cyl, 2.5L)



AWP3033

Subaru

RX, 11/85-8/87 (Turbo)
Suits: EA82 (4cyl, 1.8L)



AWP3033

Subaru

Sportswagon, 9/87-9/90
Suits: EA82 (4cyl, 1.8L)



AWP3035

Subaru

SVX, 3/92-4/97
Suits: EG33 (6cyl, 3.3L)



AWP3033

Subaru


Vortex, 9/85-9/88
Suits: EA82 (4cyl, 1.8L)



AWP3037

Suzuki

Alto, 3/96-4/99
Suits: G10B (4cyl, 993cc)



AWP2003

Suzuki

Alto SB308, 9/85-2/89
Suits: F5A, F8B (3cyl, 543, 796cc)



AWP8151

Suzuki

APV GC416V, 6/05-on
Suits: G16A (4cyl, 1.6L)



Special order only

AWP3036

Suzuki

Baleno SY416, 4/95-11/01
Suits: G16B (4cyl, 1.6L)

To Vin No. 40000



AWP8151

Suzuki

Baleno SY416, 4/95-11/01
Suits: G16B (4cyl, 1.6L)

From Vin No. 40001



Special order only

AWP8153

Suzuki

Baleno SY418, 3/96-11/01
Suits: J18A (4cyl, 1.8L)



AWP2003

Suzuki


Carry ST10, 20, 80, 90, GA413, 5/76-7/05
Suits: F8A, G13BB (4cyl, 796cc, 1.3L)



AWP3037

Suzuki

Cino, 5/94-5/00
Suits: G13BA (4cyl, 1.3L)



AWP2003

Suzuki

Hatch SS40, 2/80-12/85
Suits: F5A, F8B (3cyl, 543, 796cc)



AWP8266

Suzuki

Ignis, 10/00-2/05
Suits: M13A, M15A (4cyl, 1.3, 1.5L)



Special order only

AWP8270

Suzuki

Jimny SN413 Type 1, 10/98-10/00
Suits: G13BB (4cyl, 1.3L)



Special order only

AWP8266

Suzuki

Jimny SN413 Type 2, 3, 4, 12/00-9/02
Suits: G13BB (4cyl, 1.3L)



Special order only

AWP8266

Suzuki

Jimny SN413V, 9/00-on
Suits: M13A (4cyl, 1.3L)



Special order only

AWP8266

Suzuki

Liana RH416, RH418, 10/01-on
Suits: M16A, M18A (4cyl, 1.6, 1.8L)



Special order only

AWP2003

Suzuki

LJ80, LJ81, 11/77-12/81
Suits: F8A (4cyl, 797cc)



AWP2003

Suzuki


Mighty Boy SS40T, 7/85-10/88
Suits: F5A (3cyl, 543cc)



AWP8152

Suzuki

R + Wagon SR410, 10/97-11/98
Suits: K10A (4cyl, 996cc)



Special order only

AWP2003

Suzuki

Sierra SJ410, SJ413, 7/81-2/00
Suits: F10A (4cyl, 970cc)



AWP3012

Suzuki

Sierra SJ413, 10/84-5/99
Suits: G13A, G13BA (4cyl, 1.3L)



AWP2003

Suzuki

ST20, ST80, ST90, 2/77-7/85
Suits: F8A (4cyl, 797cc)



AWP2003

Suzuki


Super Carry SK410, 7/85-12/90
Suits: F10A (4cyl, 970cc)



AWP2008

Suzuki

Swift SA310, 1/85-12/88
Suits: G10A (3cyl, 993cc)




AWP3037

Suzuki

Swift SA413, 1/85-3/87 (SOHC Carby)
Suits: G13A (4cyl, 1.3L)

With Automatic
Transmission




AWP3012

Suzuki

Swift SA413, 1/85-3/87 (SOHC Carby)
Suits: G13A (4cyl, 1.3L)


With Manual
Transmission



AWP3037

Suzuki


Swift SA413, 10/86-12/88 (DOHC Efi)
Suits: G13B (4cyl, 1.3L)



AWP3037

Suzuki

Swift SF310, 1/89-5/95
Suits: G10A (3cyl, 993cc)



AWP3037

Suzuki

Swift SF413, 1/89-5/00
Suits: G13A, G13B, G13BA (4cyl, 1.3L)



AWP3036

Suzuki

Swift SF416, 10/89-5/95
Suits: G16B (4cyl, 1.6L)



AWP8266

Suzuki

Swift RS415, RS416, 2/05-on
Suits: M15A, M16A (4cyl, 1.5, 1.6L)



Special order only

AWP8153

Suzuki

SX4 RS416, RW420, 10/06-on
Suits: J20A (4cyl, 2.0L)



AWP3036

Suzuki

Vitara SE416, 7/88-4/00
Suits: G16A, G16B (4cyl, 1.6L)



AWP8153

Suzuki

Vitara SV420, SV620, 4/95-4/00
Suits: J20A, H20A (4cyl, 2.0L)



AWP8151

Suzuki

Grand Vitara SQ416Q, 2/00-9/02
Suits: G16B (4cyl, 1.6L)



Special order only

AWP8153

Suzuki

Grand Vitara SQ420W, 4/98-8/05
Suits: J20A (4cyl, 2.0L)



AWP8154

Suzuki

Grand Vitara SQ625A, 4/98-8/05
Suits: H25A (V6, 2.5L)



Special order only

AWP8266

Suzuki

Grand Vitara JB416X, 9/05-on
Suits: M16A (4cyl, 1.6L)



Special order only

AWP8153

Suzuki

Grand Vitara JB420W, 9/05-on
Suits: J20A (4cyl, 2.0L)



AWP8154

Suzuki

Grand Vitara JB627W, 9/05-on
Suits: H27A (V6, 2.7L)



Special order only

AWP3036

Suzuki

X90 SZ416, 4/96-5/98
Suits: G16B (4cyl, 1.6L)



AWP8154

Suzuki

XL7 JA627, 7/01-on
Suits: H27A (V6, 2.7L)



Special order only

AWP1061

Toyota

4 Runner LN60, LN61, 7/84-12/88 (Diesel)
Suits: 2L (4cyl, 2.4L)



AWP3046

Toyota

4 Runner LN61, 5/89-9/89 (Diesel)
Suits: 3L (4cyl, 2.8L)




AWP3046 Toyota

4 Runner LN130, 10/89-6/96 (Diesel)
Suits: 3L (4cyl, 2.8L)



AWP3045 Toyota

4 Runner RN130, 10/89-6/96
Suits: 22R (4cyl, 2.4L)




AWP894 Toyota

4 Runner YN60, YN63, 7/84-9/89
Suits: 3, 4YC, 4YE (4cyl, 2.0, 2.2L)



AWP3045 Toyota

4 Runner YN63, 5/89-9/89
Suits: 22R (4cyl, 2.4L)



AWP894 Toyota

4 Runner YN130, 10/89-12/90
Suits: 4YE (4cyl, 2.2L)



AWP3049 Toyota

4 Runner VZN130, 10/90-8/92
Suits: 3VZE (V6, 3.0L)



AWP3105 Toyota

4 Runner VZN130, 9/92-6/96
Suits: 3VZE (V6, 3.0L)




AWP9092 Toyota

Avalon MCX10R, 7/00-3/06
Suits: 1MZFE (V6, 3.0L)




AWP1053 Toyota

Avante ST141, 11/84-4/87
Suits: 2SC (4cyl, 2.0L)




AWP3045 Toyota

Avante RT142, 11/84-4/87
Suits: 22RE (4cyl, 2.4L)



AWP8253 Toyota

Aurion GSV40R, 10/06-on
Suits: 2GRFE (V6, 3.5L)



Special order only

AWP8227 Toyota

Avensis Verso ACM20R, ACM21R,
12/01-on
Suits: 1AZFE, 2AZFE (4cyl, 2.0, 2.4L)



AWP819 Toyota

Blizzard LD10, 3/82-12/83 (Diesel)
Suits: L (4cyl, 2.2L)



AWP3046 Toyota

Bundera LJ70, 1/86-12/91 (Diesel)
Suits: 2LT (4cyl, 2.4L)




AWP3045 Toyota

Bundera RJ70, 1/85-12/91
Suits: 22R (4cyl, 2.4L)



AWP1053 *Toyota*

Camry SV11, SV21, 4/83-8/89
Suits: 1SE, 2SE (4cyl, 1.8, 2.0L)




AWP3047 *Toyota*

Camry SV21, 5/87-2/93
Suits: 3SFE (4cyl, 2.0L)




AWP3047H *Toyota*

Camry SV21, 5/87-2/93
Suits: 3SFE (4cyl, 2.0L)



AWP3040 *Toyota*


Camry VCV10, VDV10, VZV21R, 6/88-8/95
Suits: 2VZFE, 3VZFE (V6, 2.5, 3.0L)



AWP3047 *Toyota*

Camry SV22, 9/89-2/93
Suits: 3SFE, 3SFC (4cyl, 2.0L)


Pump without Housing



AWP3047H *Toyota*

Camry SV22, 9/89-2/93
Suits: 3SFE, 3SFC (4cyl, 2.0L)

Pump with Housing



AWP3047 *Toyota*

Camry SDV10, 2/93-4/95
Suits: 5SFE (4cyl, 2.2L)


Pump without Housing



AWP3047H *Toyota*

Camry SDV10, 2/93-4/95
Suits: 5SFE (4cyl, 2.2L)


Pump with Housing



AWP3047 *Toyota*

Camry SXV10, 4/95-3/98
Suits: 5SFE (4cyl, 2.2L)


Pump without Housing



AWP3047H *Toyota*

Camry SXV10, 4/95-3/98
Suits: 5SFE (4cyl, 2.2L)


Pump with Housing



AWP3047 *Toyota*

Camry SXV20R, 8/97-8/02
Suits: 5SFE (4cyl, 2.2L)


Pump without Housing



AWP3047H *Toyota*

Camry SXV20R, 8/97-8/02
Suits: 5SFE (4cyl, 2.2L)

Pump with Housing



AWP9092 *Toyota*

Camry MCV20R, MCV36R, 8/97-6/06
Suits: 1MZFE (V6, 3.0L)



AWP8227 *Toyota*

Camry ACV36R, ACV40R, 9/02-on
Suits: 2AZFE (4cyl, 2.4L)



AWP798 *Toyota*

Celica TA22, TA23, 11/71-12/76
Suits: 2T (4cyl, 1.6L)



Special order only

AWP836A Toyota

Celica RA23, RA28, RA40, 6/76-10/81
Suits: 18R, 18RC (4cyl, 2.0L)

Pump only



AWP836 Toyota

Celica RA23, RA28, RA40, 6/76-10/81
Suits: 18R, 18RC (4cyl, 2.0L)

Pump with Fan
Clutch and Dual
Belt Pulley



Special order only

AWP890 Toyota

Celica RA23, RA28, RA40, 6/76-10/81
Suits: 18R, 18RC (4cyl, 2.0L)


Pump with Fan
Clutch and
Single Belt
Pulley



Special order only

AWP842 Toyota


Celica RA60, 11/81-9/83
Suits: 21RC (4cyl, 2.0L)



Special order only


AWP3045 Toyota

Celica RA65, 10/84-12/85
Suits: 22REC (4cyl, 2.4L)



AWP1053 Toyota


Celica SA63, 10/83-9/84
Suits: 2SC (4cyl, 2.0L)



AWP3047 Toyota

Celica ST162, 11/86-11/89
Suits: 3SFE (4cyl, 2.0L)


Pump without
Housing



AWP3047H Toyota


Celica ST162, 11/86-11/89
Suits: 3SFE (4cyl, 2.0L)

Pump with Housing



AWP1090 Toyota

Celica ST162, 11/85-10/89
Suits: 3SGE (4cyl, 2.0L)




Special order only

AWP3047 Toyota

Celica ST184R, 11/89-3/94
Suits: 5SFE (4cyl, 2.2L)


Pump without
Housing



AWP3041 Toyota

Celica ST185R, 3/90-12/92 (Turbo)
Suits: 3SGTE (4cyl, 2.0L)


Pump without Housing



AWP3041H Toyota

Celica ST185R, 3/90-12/92 (Turbo)
Suits: 3SGTE (4cyl, 2.0L)


Pump with Housing



Special order only

AWP3047 Toyota


Celica ST204R, 3/94-11/99
Suits: 5SFE (4cyl, 2.2L)



AWP3041 Toyota

Celica ST205R, 5/94-12/94 (Turbo)
Suits: 3SGTE (4cyl, 2.0L)


Pump without Housing



AWP3041H Toyota

Celica ST205R, 5/94-12/94 (Turbo)
Suits: 3SGTE (4cyl, 2.0L)

Pump with Housing



Special order only

AWP3068 *Toyota*

Coaster BB20, BB21, 1/84-8/88 (Diesel)
Suits: 3B (4cyl, 3.4L)



Special order only

AWP8142 *Toyota*

Coaster BB20, BB21, 9/88-6/92 (Diesel)
Suits: 3B (4cyl, 3.4L)



Special order only

AWP8284 *Toyota*

Coaster BB50, 12/02-on (Diesel)
Suits: 15B (4cyl, 4.1L)



Special order only

AWP896 *Toyota*

Coaster HB30, 1/87-12/90 (Diesel)
Suits: 2H (6cyl, 4.0L)

Pulley Holes Centre to Centre 60mm



AWP3106 *Toyota*


Coaster HZB30, 1/90-1/93 (Diesel)
Suits: 1HZ (6cyl, 4.2L)

Pulley Holes Centre to Centre 62mm




AWP3106 *Toyota*

Coaster HZB50, 1/93-11/02 (Diesel)
Suits: 1HZ (6cyl, 4.2L)



AWP842 *Toyota*


Coaster RB11, RB13, 8/77-82
Suits: 20R, 22R (4cyl, 2.2L)



Special order only

AWP842 *Toyota*

Coaster RB20, 1/82-84
Suits: 22R (4cyl, 2.4L)



Special order only

AWP8140 *Toyota*

Coaster RB20, 1984-6/92
Suits: 22R (4cyl, 2.4L)



Special order only

AWP757 *Toyota*

Corolla KE10 - KE18, 1966-70
Suits: K (4cyl, 1.1L)



Special order only

AWP797 *Toyota*

Corolla KE20, KE25, KE26, 2/70-10/74
Suits: 3K (4cyl, 1.2L)



Special order only

AWP835 *Toyota*


Corolla KE30, 35, 36, 50, 2/71-11/78
Suits: 3KC (4cyl, 1.2L)



Special order only

AWP859 *Toyota*

Corolla KE38, KE55, KE70, 11/78-4/83
Suits: 4KC (4cyl, 1.3L)



Special order only

AWP897 *Toyota*

Corolla KE38, KE55, KE70, 5/83-4/85
Suits: 4KC (4cyl, 1.3L)



AWP5003 *Toyota*

Corolla AE71, 10/83-4/85
Suits: 4AC (4cyl, 1.6L)



Special order only

AWP1058 Toyota

Corolla AE80, 4/85-5/89
Suits: 2AC (4cyl, 1.3L)


Pump without
Housing



AWP1058H Toyota

Corolla AE80, 4/85-5/89
Suits: 2AC (4cyl, 1.3L)

Pump with
Housing



AWP1058 Toyota

Corolla AE82, 4/85-5/89 (SOHC)
Suits: 4ALC (4cyl, 1.6L)


Pump without
Housing



AWP1058H Toyota

Corolla AE82, 4/85-5/89 (SOHC)
Suits: 4ALC (4cyl, 1.6L)

Pump with
Housing



AWP1063 Toyota

Corolla AE82, 9/86-5/89 (DOHC)
Suits: 4AGE (4cyl, 1.6L)



AWP5003 Toyota

Corolla AE86, 7/83-12/85
Suits: 4AC (4cyl, 1.6L)



Special order only

AWP3039 Toyota

Corolla AE90, 7/89-11/92
Suits: 6AFC (4cyl, 1.4L)


Pump without
Housing



AWP3039H Toyota

Corolla AE90, 7/89-11/92
Suits: 6AFC (4cyl, 1.4L)

Pump with Housing



AWP3039 Toyota

Corolla AE92, 6/89-9/94
Suits: 4AFC, 4AFE (4cyl, 1.6L)


Pump without
Housing



AWP3039H Toyota

Corolla AE92, 6/89-9/94
Suits: 4AFC, 4AFE (4cyl, 1.6L)

Pump with Housing



AWP1063 Toyota

Corolla AE92, 7/89-9/94
Suits: 4AGE (4cyl, 1.6L)



AWP3039 Toyota

Corolla AE95R, 4/88-7/95
Suits: 4AFE (4cyl, 1.6L)


Pump without
Housing



AWP3039H Toyota

Corolla AE95R, 4/88-7/95
Suits: 4AFE (4cyl, 1.6L)

Pump with Housing



AWP3083 Toyota

Corolla AE93, 11/92-9/94
Suits: 7AFE (4cyl, 1.8L)

Pump without
Housing



AWP4015 Toyota

Corolla AE93, 11/92-9/94
Suits: 7AFE (4cyl, 1.8L)


Pump with Housing



AWP3084 *Toyota*

Corolla AE101R, 9/94-7/00
Suits: 4AFE (4cyl, 1.6L)

Pump without Housing



AWP3084H *Toyota*

Corolla AE101R, 9/94-7/00
Suits: 4AFE (4cyl, 1.6L)

Pump with Housing



AWP3083 *Toyota*

Corolla AE102R, AE102X, 9/94-12/99
Suits: 7AFE (4cyl, 1.8L)

Pump without Housing



AWP4015 *Toyota*

Corolla AE102R, AE102X, 9/94-12/99
Suits: 7AFE (4cyl, 1.8L)

Pump with Housing



AWP3083 *Toyota*

Corolla AE112R, 9/98-12/01
Suits: 7AFE (4cyl, 1.8L)

Pump without Housing



AWP4015 *Toyota*

Corolla AE112R, 9/98-12/01
Suits: 7AFE (4cyl, 1.8L)

Pump with Housing



AWP7011 *Toyota*

Corolla ZZE122, 12/01-on
Suits: 1ZZFE (4cyl, 1.8L)



AWP8295 *Toyota*

Corolla ZRE152R, 5/07-on
Suits: 2ZRFE (4cyl, 1.8L)



Special order only

AWP841 *Toyota*

Corona MX13, MX23, 11/74-12/77
Suits: 4M (6cyl, 2.6L)



Special order only

AWP579 *Toyota*

Corona RT40, 11/64-6/69
Suits: 2R (4cyl, 1.5L)



Special order only

AWP731 *Toyota*

Corona RT40, 11/64-6/69
Suits: 4R (4cyl, 1.6L)



Special order only

AWP890 *Toyota*

Corona SL RT72, 8/69-9/72
Suits: 8R (4cyl, 1.9L)

Pump with Fan Clutch and Single Belt Pulley



Special order only

AWP579 *Toyota*

Corona RT80, 7/70-9/71
Suits: 2R (4cyl, 1.5L)



Special order only

AWP959 *Toyota*

Corona RT81, 8/71-2/74
Suits: 12R (4cyl, 1.6L)



Special order only

AWP836A *Toyota*

Corona RT104, RT118, 3/74-9/79
Suits: 18RC (4cyl, 2.0L)

Pump only



AWP836 Toyota

Corona RT104, RT118, 3/74-9/79
Suits: 18RC (4cyl, 2.0L)

Pump with Fan
Clutch and Dual
Belt Pulley



Special order only

AWP890 Toyota

Corona RT104, RT118, 3/74-9/79
Suits: 18RC (4cyl, 2.0L)


Pump with Fan
Clutch and
Single Belt
Pulley



Special order only

AWP814 Toyota

Corona XT130, 10/79-7/83
Suits: Starfire (4cyl, 1.9L)



AWP836A Toyota

Corona RT132, 1/80-12/81
Suits: 18RC (4cyl, 2.0L)

Pump only



AWP836 Toyota

Corona RT132, 1/80-12/81
Suits: 18RC (4cyl, 2.0L)


Pump with Fan
Clutch and
Dual Belt Pulley



Special order only

AWP842 Toyota

Corona RT133, 1/82-8/82
Suits: 21RC (4cyl, 2.0L)



Special order only


AWP3045 Toyota

Corona RT142, 11/84-4/87
Suits: 22RE (4cyl, 2.4L)



AWP1053 Toyota

Corona ST141, 8/83-4/87
Suits: 2SC (4cyl, 2.0L)



AWP841 Toyota

Cressida MX32, MX36, 3/77-12/80
Suits: 4M (6cyl, 2.6L)



Special order only

AWP1055 Toyota

Cressida MX62, 2/81-10/85
Suits: 5ME (6cyl, 2.8L)



Special order only

AWP1055 Toyota

Cressida MX73, 11/84-10/85 (SOHC)
Suits: 5ME, 5MGE (6cyl, 2.8L)



Special order only

AWP816 Toyota

Cressida MX73, 11/85-12/88 (DOHC)
Suits: 5ME, 5MGE (6cyl, 2.8L)



Special order only

AWP3042 Toyota

Cressida MX83R, 10/88-1/93
Suits: 7MGE (6cyl, 3.0L)



AWP841 Toyota

Crown MS65, 83, 85, 111, 1971-12/81
Suits: 4M (6cyl, 2.6L)



Special order only

AWP1055 Toyota

Crown MS112, 1/82-9/83
Suits: 5ME (6cyl, 2.8L)



Special order only

AWP816 *Toyota*

Crown MS123, MS125, 10/83-5/88
Suits: 5ME, 5MGE (6cyl, 2.8L)



Special order only

AWP885 *Toyota*

Dyna BU20, 1976-84 (Diesel)
Suits: B (4cyl, 3.0L)



Special order only

AWP9075 *Toyota*

Dyna BU20, 1976-84 (Diesel)
Suits: 3B (4cyl, 3.4L)



AWP9075 *Toyota*

Dyna 200 BU60, BU63, 11/84-8/88 (Diesel)
Suits: B (4cyl, 3.0L)



AWP8206 *Toyota*

Dyna 200 BU60, BU63, 9/88-4/92 (Diesel)
Suits: B (4cyl, 3.0L)



Special order only

AWP3078 *Toyota*

Dyna 200 BU60, BU63, 5/92-6/95 (Diesel)
Suits: B (4cyl, 3.0L)



AWP3038 *Toyota*

Dyna 200 BU61, 11/85-8/88 (Diesel)
Suits: 11B (4cyl, 3.0L)



Picture unavailable at time of printing

AWP3078 *Toyota*

Dyna 200 BU61, 9/88-6/95 (Diesel)
Suits: 11B (4cyl, 3.0L)



AWP3078 *Toyota*

Dyna 200 BU65, BU66, 1/88-6/95 (Diesel)
Suits: 11B (4cyl, 3.0L)



AWP3038 *Toyota*

Dyna 300 BU85, 11/84-8/88 (Diesel)
Suits: 13B (4cyl, 3.4L)



Picture unavailable at time of printing

AWP3078 *Toyota*

Dyna 300 BU88, BU91, 9/88-7/95 (Diesel)
Suits: 14B (4cyl, 3.7L)



AWP3078 *Toyota*

Dyna 200 BU100, BU110, 6/95-5/03 (Diesel)
Suits: 3B (4cyl, 3.5L)



AWP3078 *Toyota*

Dyna 200, 300, 400 BU142, 212, 222, 7/95-5/03 (Diesel)
Suits: 15B (4cyl, 4.1L)



AWP8284 *Toyota*

Dyna 200 BU300, BU340, 5/03-1/04 (Diesel Turbo)
Suits: 15BFTE (4cyl, 4.1L)



Special order only

AWP896 *Toyota*

Dyna HU40, 1976-84 (Diesel)
Suits: 2H (6cyl, 4.0L)



AWP1061 Toyota

Dyna 100 LH80, 11/85-4/91 (Diesel)
Suits: 2L (4cyl, 2.4L)



AWP1061 Toyota

Dyna 150 LY60, 11/85-9/88 (Diesel)
Suits: 2L (4cyl, 2.4L)



AWP3046 Toyota

Dyna 150 LY61, LY211, LY220, 10/88-4/05 (Diesel)
Suits: 3L, 5L (4cyl, 2.8, 3.0L)



AWP3046 Toyota

Dyna 150 LY230, 9/01-4/05 (Diesel)
Suits: 5L (4cyl, 3.0L)



AWP858 Toyota

Dyna RU10 - RU30, 1969-84
Suits: 5R (4cyl, 2.0L)



Special order only

AWP8145 Toyota

Dyna 400 WU90, 11/84-8/88 (Diesel)
Suits: 1W (4cyl, 4.0L)



Special order only

AWP8298 Toyota

Dyna 200 XZU305, 2/04-on (Diesel Turbo)
Suits: N04CTF (4cyl, 4.0L)



Special order only

AWP8297 Toyota

Dyna 250, 350, 450, 550 XZU404, 414, 424, 434, 5/03-on (Diesel Turbo)
Suits: S05CTB (4cyl, 4.6L)



Special order only

AWP894 Toyota

Dyna 100 YH81, 11/85-6/95
Suits: 2YC (4cyl, 1.8L)



AWP894 Toyota

Dyna 200 YU60, YU62, 11/84-12/91
Suits: 3YC, 4YC (4cyl, 2.0, 2.2L)




AWP4010 Toyota

Echo NCP10, 12, 13, 10/99-10/05
Suits: 1NZFE, 2NZFE (4cyl, 1.3, 1.5L)



AWP8209 Toyota

Hi-Ace KDH200, 220, 222, 3/05-on (Diesel Turbo)
Suits: 2KDFTV (4cyl, 2.5L)



Special order only


AWP1061 Toyota

Hi-Ace LH11, 1/83-12/85 (Diesel)
Suits: L (4cyl, 2.2L)



AWP819 Toyota

Hi-Ace LH20, LH30, 3/81-10/82 (Diesel)
Suits: L (4cyl, 2.2L)



AWP1061 Toyota

Hi-Ace LH20, LH30, 11/82-1/83 (Diesel)
Suits: L (4cyl, 2.2L)



AWP1061 *Toyota*

Hi-Ace LH51, 60, 61, 70, 71, 1/83-9/89 (Diesel)
Suits: L, 2L (4cyl, 2.2, 2.4L)



AWP3046 *Toyota*

Hi-Ace LH103, 113, 125, 10/89-9/00 (Diesel)
Suits: 3L (4cyl, 2.8L)



AWP3046 *Toyota*

Hi-Ace LH162, 172, 184, 10/00-2/05 (Diesel)
Suits: 5L (4cyl, 3.0L)



AWP8147 *Toyota*

Hi-Ace RCH12, RCH22, 10/95-2/05
Suits: 2RZ (4cyl, 2.4L)



AWP959 *Toyota*

Hi-Ace RH11, RH16, 1/72-4/77
Suits: 12R (4cyl, 1.6L)



Special order only

AWP836A *Toyota*

Hi-Ace RH32, RH42, 5/77-12/82
Suits: 18RC (4cyl, 2.0L)

Pump only



AWP836 *Toyota*

Hi-Ace RH32, RH42, 5/77-12/82
Suits: 18RC (4cyl, 2.0L)

Pump with Fan
Clutch and Dual
Belt Pulley



Special order only

AWP3131 *Toyota*

Hi-Ace RZH103, 113, 125, 10/89-10/05
Suits: 2RZ, 2RZE (4cyl, 2.4L)




Picture unavailable at time of printing

Special order only

AWP8147 *Toyota*

Hi-Ace RZH103, 113, 125, 10/89-10/05
Suits: 2RZ, 2RZE (4cyl, 2.4L)



AWP4005 *Toyota*

Hi-Ace TRH200, 201, 221, 223, 3/05-on
Suits: 2TRFE (4cyl, 2.7L)



AWP894 *Toyota*

Hi-Ace YH Series, 1982-9/89
Suits: 2, 3, 4YC (4cyl, 1.8, 2.0, 2.2L)



AWP8272 *Toyota*

Hi-Lux GGN15, GGN25, 3/05-on
Suits: 1GRFE (V6, 4.0L)



Special order only

AWP8144 *Toyota*

Hi-Lux KUN16, KUN26, 3/05-on (Diesel Turbo)
Suits: 1KDFTV (4cyl, 3.0L)

Pump without Housing



AWP8144H *Toyota*

Hi-Lux KUN16, KUN26, 3/05-on (Diesel Turbo)
Suits: 1KDFTV (4cyl, 3.0L)

Pump with
Housing



Special order only

AWP8369 *Toyota*

Hi-Lux KUN16, KUN26, 3/05-on (Diesel Turbo)
Suits: 1KDFTV (4cyl, 3.0L)



Picture unavailable at time of printing

Special order only

AWP8144 Toyota

Hi-Lux KZN165, 11/01-4/05 (Diesel Turbo)
Suits: 1KZTE (4cyl, 3.0L)

Pump without Housing



AWP8144H Toyota

Hi-Lux KZN165, 11/01-4/05 (Diesel Turbo)
Suits: 1KZTE (4cyl, 3.0L)

Pump with Housing



Special order only

AWP819 Toyota

Hi-Lux LN40, LN46, LN55, 6/80-8/84 (Diesel)
Suits: L (4cyl, 2.2L)



AWP1061 Toyota

Hi-Lux LN56, LN65, LN85, 9/84-8/91 (Diesel)
Suits: 2L (4cyl, 2.4L)



AWP3046 Toyota

Hi-Lux LN86, 106, 107, 111, 10/88-12/97 (Diesel)
Suits: 3L (4cyl, 2.8L)



AWP3046 Toyota

Hi-Lux LN147, 167, 172, 11/97-4/05 (Diesel)
Suits: 5L (4cyl, 3.0L)



AWP959 Toyota

Hi-Lux RN20, 1/72-11/75
Suits: 12R (4cyl, 1.6L)



Special order only

AWP2044 Toyota

Hi-Lux RN41, RN46, 1/78-9/79
Suits: 18R (4cyl, 2.0L)

Pump without Hub - To 9/79



Special order only

AWP836A Toyota

Hi-Lux RN41, RN46, 9/79-10/83
Suits: 18R (4cyl, 2.0L)

Pump and Hub only - From 9/79



AWP836 Toyota

Hi-Lux RN41, RN46, 9/79-10/83
Suits: 18R (4cyl, 2.0L)

Pump with Fan Clutch and Dual Belt Pulley - From 9/79



Special order only

AWP3045 Toyota

Hi-Lux RN85, 90, 105, 106, 110, 10/88-12/97
Suits: 22R (4cyl, 2.4L)



AWP8147 Toyota

Hi-Lux RZN147, 11/97-10/02
Suits: 1RZE (4cyl, 2.0L)




AWP4005 Toyota

Hi-Lux RZN149, 154, 169, 174, 11/97-4/05
Suits: 3RZFE (4cyl, 2.7L)



AWP4006 Toyota

Hi-Lux RZN167, 11/02-4/05
Suits: 5VZFE (V6, 3.4L)



AWP4005 Toyota

Hi-Lux TGN16, TGN26, 3/05-on
Suits: 2TRFE (4cyl, 2.7L)



AWP894

Toyota

Hi-Lux YN Series, 11/83-11/97
Suits: 1, 2, 3, 4YC (4cyl, All)



AWP9092

Toyota

Kluger MCU28R, 11/03-on
Suits: 3MZF6 (V6, 3.3L)



AWP885

Toyota

Landcruiser BJ40, 12/77-9/80 (Diesel)
Suits: B (4cyl, 3.0L)



Special order only

AWP9075

Toyota

Landcruiser BJ42, 10/80-12/84 (Diesel)
Suits: 3B (4cyl, 3.4L)



AWP856

Toyota

Landcruiser FJ40, FJ45, 1/74-7/80
Suits: 2F (6cyl, 4.2L)




AWP3055

Toyota

Landcruiser FJ40, FJ45, 8/80-12/84
Suits: 2F (6cyl, 4.2L)

Models with Fan Clutch -
From 8/80



AWP887

Toyota

Landcruiser HJ45, 9/77-12/79 (Diesel)
Suits: H (6cyl, 3.6L)



AWP896

Toyota

Landcruiser HJ47, 10/80-12/84 (Diesel)
Suits: 2H (6cyl, 4.0L)



AWP3055

Toyota

Landcruiser FJ60, 11/80-12/84
Suits: 2F (6cyl, 4.2L)




AWP1220

Toyota

Landcruiser FJ62, 1/85-4/90
Suits: 3F (6cyl, 4.0L)

With Manual Transmission




AWP3051

Toyota

Landcruiser FJ62, 1/85-4/90
Suits: 3F (6cyl, 4.0L)

With Automatic Transmission -
Without Oil Cooler
and Fixed Fan




AWP3052

Toyota

Landcruiser FJ62, 1/85-4/90
Suits: 3F (6cyl, 4.0L)

With Automatic
Transmission -
With Oil Cooler
and Fan Clutch



AWP896

Toyota

Landcruiser HJ60, HJ61, 11/80-12/91
(Diesel incl Turbo)
Suits: 2H, 12HT (6cyl, 4.0L)



AWP3068

Toyota

Landcruiser BJ70, BJ73, BJ74, 1/85-
2/90 (Diesel incl Turbo)
Suits: 3B, 13BT (4cyl, 3.4L)




Special order only

AWP1220

Toyota

Landcruiser FJ70, FJ73, FJ75, 1/85-
10/92
Suits: 3F (6cyl, 4.0L)


With Manual Transmission



AWP3051 Toyota

Landcruiser FJ70, FJ73, FJ75,
1/85-10/92
Suits: 3F (6cyl, 4.0L)


With Automatic Transmission -
Without Oil Cooler and
Fixed Fan



AWP3052 Toyota

Landcruiser FJ70, FJ73, FJ75,
1/85-10/92
Suits: 3F (6cyl, 4.0L)

With Automatic
Transmission -
With Oil Cooler
and Fan Clutch




AWP4009 Toyota

Landcruiser FZJ75, FZJ78, FZJ79,
11/92-on
Suits: 1FZE (6cyl, 4.5L)



AWP3106 Toyota

Landcruiser HDJ78, HDJ79, 11/01-on
(Diesel Turbo)
Suits: 1HDFTE (6cyl, 4.2L)




AWP896 Toyota

Landcruiser HJ75, 1/85-3/90 (Diesel)
Suits: 2H (6cyl, 4.0L)




AWP3106 Toyota

Landcruiser HZJ70, 73, 75, 78, 79,
3/91-on (Diesel)
Suits: 1HZ (6cyl, 4.2L)



AWP3106 Toyota


Landcruiser PZJ70, PZJ73, 3/90-2/91
(Diesel)
Suits: 1PZ (5cyl, 3.5L)



AWP3052 Toyota

Landcruiser FJ80, 3/90-10/92
Suits: 3F, 3FE (6cyl, 4.0L)

Automatic Transmission -
With Oil Cooler
and Fan Clutch -
From 2/90




AWP4009 Toyota

Landcruiser FZJ80, 11/92-2/98
Suits: 1FZE (6cyl, 4.5L)




AWP3106 Toyota

Landcruiser HDJ80, 5/90-2/98 (Diesel
Turbo)
Suits: 1HDT (6cyl, 4.2L)



AWP3106 Toyota

Landcruiser HZJ80, 5/90-2/98 (Diesel)
Suits: 1HZ (6cyl, 4.2L)




AWP4009 Toyota

Landcruiser FZJ105, 3/98-10/00
Suits: 1FZE (6cyl, 4.5L)




AWP3106 Toyota

Landcruiser HDJ100, 10/00-9/02
(Diesel Turbo)
Suits: 1HDFTE (6cyl, 4.2L)




AWP3106 Toyota

Landcruiser HZJ105, 3/98-10/00
(Diesel)
Suits: 1HZ (6cyl, 4.2L)



AWP8143 Toyota

Landcruiser UZJ100R, 3/98-on
Suits: 2UZFE (V8, 4.7L)



Special order only

AWP1039

Toyota

Lexcen VN, 9/89-11/91
Suits: V6, 3.8L

Can use universal pump TF9000



AWP3000

Toyota

Lexcen VP, VR, 11/91-4/95
Suits: V6, 3.8L

Can use universal pump TF9000



AWP4000

Toyota

Lexcen VS, 5/95-4/97
Suits: V6, 3.8L

To Engine No VH515478
 Can use universal pump TF9000



AWP4001

Toyota

Lexcen VS, 5/95-4/97
Suits: V6, 3.8L


From Engine No VH515479
 Can use universal pump TF9000



AWP1200

Toyota

Lite-Ace CM20, CM35, 1/83-3/92
(Diesel)
Suits: 1C (4cyl, 1.8L)



AWP1069

Toyota

Lite-Ace KM20, 2/80-12/85
Suits: 4KC (4cyl, 1.3L)




Special order only

AWP1210

Toyota

Lite-Ace KM36, 1/86-3/92
Suits: 5KC (4cyl, 1.5L)



Special order only

AWP894

Toyota

Lite-Ace YM21, 30, 35, 40, 41,
1/84-12/92
Suits: 2YC (4cyl, 1.8L)



AWP1063

Toyota

MR2 AW11, 10/87-2/90
Suits: 4AGE (4cyl, 1.6L)




AWP3041

Toyota

MR2 SW20, 3/90-8/99
Suits: 3SGE (4cyl, 2.0L)

Pump without Housing



AWP3041H

Toyota

MR2 SW20, 3/90-8/99
Suits: 3SGE (4cyl, 2.0L)

Pump with Housing



Special order only

AWP7011

Toyota

MR2 ZZW30R, 10/00-3/06
Suits: 1ZZFE (4cyl, 1.8L)



AWP3085

Toyota

Paseo EL44, 54, 7/91-12/99
Suits: 5EFE (4cyl, 1.5L)

Pump without Pulley



AWP3085P

Toyota

Paseo EL44, 54, 7/91-12/99
Suits: 5EFE (4cyl, 1.5L)

Pump with Pulley



AWP8272

Toyota

Prado GRJ120, 3/03-on
Suits: 1GRFE (V6, 4.0L)



Special order only

AWP8144 Toyota

Prado KZJ95, KZJ120, 3/00-on (Diesel Turbo)
Suits: 1KZTE (4cyl, 3.0L)

Pump without Housing



AWP8144H Toyota

Prado KZJ95, KZJ120, 3/00-on (Diesel Turbo)
Suits: 1KZTE (4cyl, 3.0L)

Pump with Housing



Special order only

AWP4005 Toyota

Prado RZJ95, RZJ120, 7/96-8/04
Suits: 3RZFE (4cyl, 2.7L)



AWP4006 Toyota

Prado VZJ95R, 7/96-2/03
Suits: 5VZFE (V6, 3.4L)



AWP4010 Toyota

Prius NHW11, NWH20, 10/01-on
Suits: 1NZFXE (4cyl, 1.5L)



AWP8227 Toyota

RAV4 ACA20, 21, 22, 23, 33, 7/00-on
Suits: 1AZFE, 2AZFE (4cyl, 2.0, 2.4L)



AWP3047 Toyota

RAV4 SXA10, SXA11, SXA116, 7/94-9/00
Suits: 3SFE (4cyl, 2.0L)


Pump without Housing



AWP3047H Toyota

RAV4 SXA10, SXA11, SXA116, 7/94-9/00
Suits: 3SFE (4cyl, 2.0L)

Pump with Housing




AWP8149 Toyota

Soarer JZZ20, 1/90-6/96 (Import)
Suits: 1JZGTE (6cyl, 2.5L)



AWP8281 Toyota

Soarer JZS151, 1995-on (Import)
Suits: 2JZ (6cyl, 3.0L)




Special order only

AWP3047 Toyota

Spacia SR40, 1/98-8/02
Suits: 3SFE (4cyl, 2.0L)

Pump without Housing




AWP3047H Toyota

AWP3047H Toyota

Spacia SR40, 1/98-8/02
Suits: 3SFE (4cyl, 2.0L)

Pump with Housing



AWP894 Toyota

Spacia YR22, 10/93-1/98
Suits: 4YEC (4cyl, 2.2L)



AWP2044 Toyota

SR5 Ute, 1978-81
Suits: 18R (4cyl, 2.0L)



Special order only

AWP3085P Toyota

Starlet EP91R, 4/96-10/99
Suits: 4EFE (4cyl, 1.3L)

Pump with Pulley




AWP8213

Toyota

Starlet EP91R, 4/96-10/99
Suits: 4EFE (4cyl, 1.3L)

Pump with Pulley and Housing



Special order only

AWP731

Toyota

Stout RK101, 1/70-1976
Suits: 5R (4cyl, 2.0L)



Special order only

AWP858

Toyota

Stout RK110, 4/79-12/83
Suits: 5R (4cyl, 2.0L)



Special order only

AWP1055

Toyota

Supra MA61, 10/83-3/86
Suits: 5ME (6cyl, 2.8L)



Special order only

AWP3042

Toyota

Supra MA70, 3/86-9/88
Suits: 7MGE (6cyl, 3.0L)



AWP3042

Toyota

Supra MA71, 10/88-4/93 (Turbo)
Suits: 7MGTE (6cyl, 3.0L)



AWP8149

Toyota

Supra MA72, 1993-on (Import)
Suits: 2JZGE (6cyl, 3.0L)



AWP8227

Toyota


Tarago ACR30, ACR50, 6/00-on
Suits: 2AZFE (4cyl, 2.4L)



AWP1200

Toyota

Tarago CR21, 1/83-12/88 (Diesel)
Suits: 2C (4cyl, 2.0L)



AWP8253

Toyota

Tarago GSR50R, 4/06-on
Suits: 2GRFE (V6, 3.5L)



Special order only

AWP3132

Toyota

Tarago TCR10, 11, 20, 21, 9/90-10/93
Suits: 2TZFE (4cyl, 2.4L)



AWP894

Toyota

Tarago YR20, 21, 22, 31, 2/83-10/90
Suits: 2, 3YC, 4YEC (4cyl, 1.8, 2.0, 2.2L)



AWP5002

Toyota

Tercel AL25, 10/83-4/88
Suits: 3AC (4cyl, 1.5L)




Special order only

AWP8139

Toyota

Townace KR42, 2/97-2/05
Suits: 7KC, 7KE (4cyl, 1.8L)



Special order only

AWP894

Toyota

Townace YR39RV, 4/92-1/97
Suits: 3YC (4cyl, 2.0L)



AWP819 *Toyota*

Toyo-Ace LY30, 3/82-8/83 (Diesel)
Suits: L (4cyl, 2.2L)



AWP1061 *Toyota*

Toyo-Ace LY31, 9/83-12/85 (Diesel)
Suits: 2L (4cyl, 2.4L)



AWP847 *Toyota*

Toyo-Ace RY16, RY31, 1968-12/85
Suits: 5R (4cyl, 2.0L)



Special order only

AWP4010 *Toyota*

Yaris NCP90, 91, 93, 11/05-on
Suits: 1NZFE, 2NZFE (4cyl, 1.3, 1.5L)



AWP8132 *Volkswagen*

Beetle New Model, 1/02-on
Suits: AYD (4cyl, 1.6L)



Special order only

AWP8131 *Volkswagen*

Beetle New Model, 9/01-9/05 (incl Turbo)
Suits: AGU, APK, AQY (4cyl, 1.8, 2.0L)



Special order only

AWP8131 *Volkswagen*

Bora, 12/99-9/05
Suits: APK (4cyl, 2.0L)



Special order only

AWP8133 *Volkswagen*

Bora, 11/99-on
Suits: AGZ (V5, 2.3L)



Special order only

AWP8103 *Volkswagen*

Bora, 7/01-on
Suits: AUE (V6, 2.8L)



Special order only

AWP8132 *Volkswagen*

Caddy Van, 2/05-on
Suits: BGU (4cyl, 1.6L)



Special order only

AWP8314 *Volkswagen*

Caddy Van, 2/05-on (Diesel Turbo)
Suits: BJB (4cyl, 1.9L)



Special order only

AWP8134 *Volkswagen*


Caravelle, 1/93-on
Suits: ACU, AET (5cyl, 2.5L)



Special order only

AWP952 *Volkswagen*


Golf, 1/76-12/82 (incl Diesel)
Suits: 4cyl, 1.5, 1.6L



Special order only

AWP2453 *Volkswagen*

Golf, 9/90-12/96
Suits: 4cyl, 1.8L



AWP8103 *Volkswagen*


Golf, 3/94-10/98
Suits: AAA (V6, 2.8L)



Special order only


AWP2453 Volkswagen

Golf GL, 8/94-3/03 (Petrol)
Suits: 2E, ADY, ADG (4cyl, 2.0L)



AWP2453 Volkswagen

Golf, 10/95-2/97 (Diesel Turbo)
Suits: 1Z, BKC (4cyl, 1.9L)



AWP8132 Volkswagen

Golf, 10/98-on
Suits: AKL, BGU (4cyl, 1.6L)



Special order only

AWP8131 Volkswagen

Golf, 10/98-7/04
Suits: 4cyl, 1.8L



Special order only

AWP8131 Volkswagen

Golf GLE, 7/99-2/02 (Petrol)
Suits: AGY (4cyl, 2.0L)



Special order only

AWP8314 Volkswagen

Golf, 8/04-on (Diesel Turbo)
Suits: 1Z, BKC (4cyl, 1.9L)



Special order only

AWP8313 Volkswagen

Golf Comfortline, Sportline, 8/04-on (Diesel Turbo)
Suits: BKD (4cyl, 2.0L)



Special order only

AWP8318 Volkswagen

Multivan, 6/05-on (Diesel Turbo)
Suits: AXE (5cyl, 2.5L)



Special order only

AWP8310 Volkswagen


Multivan, 6/05-on (Petrol)
Suits: BKK (V6, 3.2L)



Special order only

AWP952 Volkswagen


Passat, 2/74-12/81
Suits: 4cyl, 1.3, 1.5, 1.6L



Special order only

AWP2453 Volkswagen

Passat, 8/95-2/97
Suits: EA87 (4cyl, 2.0L)



AWP8103 Volkswagen

Passat, 8/95-2/97 (SOHC)
Suits: AAA, ACK (V6, 2.8L)



Special order only

AWP8126 Volkswagen

Passat, 3/98-10/02 (incl Turbo)
Suits: AEB, ADR (4cyl, 1.8L)



Special order only

AWP8133 Volkswagen

Passat, 11/02-7/04
Suits: AZX (V5, 2.3L)



Special order only

AWP8135 Volkswagen

Passat, 3/98-7/04 (DOHC)
Suits: AAA, ACK (V6, 2.8L)



Special order only

AWP8130 Volkswagen

**Polo, 9/00-on
Suits: 4cyl, 1.4L**



Special order only

AWP8128 Volkswagen

**Polo, 10/96-10/00
Suits: EA111 (4cyl, 1.6L)**



Special order only

AWP8318 Volkswagen

**Touareg, 10/04-on (Diesel Turbo)
Suits: BAC (5cyl, 2.5L)**



Special order only

AWP8310 Volkswagen


**Touareg, 9/03-on
Suits: AZZ (V6, 3.2L)**



Special order only

AWP2453 Volkswagen

**Transporter T4, 1/93-7/94
Suits: AAC (4cyl, 2.0L)**



AWP8311 Volkswagen

**Transporter T4, 8/94-7/04
Suits: AAC (4cyl, 2.0L)**



Special order only

AWP4034 Volkswagen

**Transporter T4, 9/94-1/00 (FWD Diesel)
Suits: 5cyl, 2.4L**



Special order only

AWP8134 Volkswagen


**Transporter T4, 9/94-1/00 (4WD Diesel)
Suits: 5cyl, 2.4L**



Special order only

AWP8134 Volkswagen

**Transporter T4, 1/94-7/04 (incl Diesel Turbo)
Suits: AET, AAF (4 or 5cyl, 2.5L)**



Special order only

AWP8314 Volkswagen

**Transporter T5, 8/04-on (Diesel Turbo)
Suits: AXB (4cyl, 1.9L)**



Special order only

AWP8131 Volkswagen

**Transporter T5, 8/04-7/06
Suits: AXA (4cyl, 2.0L)**



Special order only

AWP8318 Volkswagen

**Transporter T5, 8/04-on (Diesel Turbo)
Suits: AXD (5cyl, 2.5L)**



Special order only

AWP8310 Volkswagen


**Transporter T5, 3/05-7/06
Suits: BKK (V6, 3.2L)**



Special order only

AWP2453 Volkswagen

**Vento, 6/95-2/97
Suits: 2E (4cyl, 2.0L)**



AWP969 Volvo

**240, 1/83-84
Suits: B21A, B23E (4cyl, 2.1, 2.3L)**



Special order only

AWP1551

Volvo

240, 1984-10/93
Suits: B230F (4cyl, 2.1, 2.3L)



AWP969

Volvo

242, 244, 245, 3/75-12/82
Suits: All (4cyl, 2.1, 2.3L)



Special order only

AWP1553

Volvo

260, 264, 265, 1981-86
Suits: B28E (V6, 2.8L)




Special order only

AWP2544

Volvo

360, 3/84-12/87
Suits: B200E (4cyl, 2.0L)



Special order only

AWP8236

Volvo

440, 10/93-9/96
Suits: B20F (4cyl, 2.0L)



Special order only

AWP1551

Volvo

740, 6/85-12/91 (incl Turbo)
Suits: All (4cyl, 2.3L)



AWP969

Volvo

760, 1/84-85 (Turbo)
Suits: B230T (4cyl, 2.3L)



Special order only

AWP1551

Volvo

760, 1985-3/86 (Turbo)
Suits: B230T (4cyl, 2.3L)



AWP1553

Volvo

760, 2/83-12/90
Suits: B28F (V6, 2.8L)



Special order only

AWP4674

Volvo

850, 10/92-1/97 (incl Turbo)
Suits: B5244 (5cyl, 2.4L)



AWP1551

Volvo

940, 11/90-9/96 (incl Turbo)
Suits: B23F, B230, B234 (4cyl, 2.3L)



AWP1553

Volvo

960, 11/90-10/91
Suits: B280F (V6, 2.8L)



Special order only

AWP4674

Volvo

960, 11/91-1/97
Suits: B6304F (6cyl, 2.9L)



AWP4674

Volvo

C70, 1/98-9/04
Suits: B5234, B5244 (5cyl, 2.3, 2.4L)



AWP4674

Volvo

S40, S60, S70, 7/97-on (incl Turbo)
Suits: 4 or 5cyl, 2.3, 2.4L



AWP8105 *Volvo*

S70, 2/97-6/99 (incl Turbo)
Suits: 5cyl, 2.5L



Special order only

AWP4674 *Volvo*

S80, 5/98-on (RWD Turbo)
Suits: B6284T (6cyl, 2.8L)



AWP8102 *Volvo*


S80, 5/98-on (FWD Turbo)
Suits: B6284T (6cyl, 2.8L)



Special order only

AWP8102 *Volvo*


S80, 5/98-on
Suits: 6cyl, 3.0L



Special order only

AWP4674 *Volvo*

S90, 2/97-8/98
Suits: 6cyl, 2.9L



AWP4674 *Volvo*

V40, 7/97-on (incl Turbo)
Suits: 4 or 5cyl, 1.8, 1.9, 2.0L



AWP8353 *Volvo*

V50, 3/04-on
Suits: B5244S4 (5cyl, 2.4L)



Special order only

AWP4674 *Volvo*

V70, 2/97-on (incl Turbo)
Suits: 5cyl, 2.3, 2.4L



AWP8105 *Volvo*

V70, 2/97-6/99 (incl Turbo)
Suits: 5cyl, 2.5L



Special order only

AWP4674 *Volvo*

V90, 2/97-8/98
Suits: 6cyl, 2.9L




Fan Clutches

Parts Listing

Daihatsu	»	355
Ford	»	355
Holden	»	359
Jeep	»	361
Kia	»	361
Mazda	»	361
Mitsubishi	»	362
Nissan	»	364
Suzuki	»	366
Toyota	»	367

AFC130 *Daihatsu*

Delta V58, 1988-on
Suits: DL (4cyl, 2.8L)



AFC116 *Daihatsu*

Delta V67, V68, 1984-88
Suits: 3Y (4cyl, 2.0L)



AFC116 *Daihatsu*

Delta V107, V108, 10/87-1/99
Suits: 4Y (4cyl, 2.2L)



AFC206 *Daihatsu*

Feroza F300, F310, 10/88-1/99
Suits: HDE (4cyl, 1.6L)




AFC130 *Daihatsu*

Rocky F70, 1985-92 (Diesel)
Suits: DL (4cyl, 2.8L)



AFC130 *Daihatsu*

Rocky F70, 1986-89 (Diesel Turbo)
Suits: DLT (4cyl, 2.8L)



AFC130 *Daihatsu*

Rocky F73, 8/93-1/99 (Diesel)
Suits: DL52 (4cyl, 2.8L)



AFC130 *Daihatsu*

Rocky F75, 1985-90 (Diesel)
Suits: DL (4cyl, 2.8L)



AFC130 *Daihatsu*

Rocky F75, 1989-93 (Diesel Turbo)
Suits: DLT (4cyl, 2.8L)



AFC130 *Daihatsu*

Rocky F77, F78, 1988-1/99 (incl Diesel Turbo)
Suits: DL, DL52 (4cyl, 2.8L)



AFC116 *Daihatsu*

Rocky F80, F85, F87, 6/84-1/89
Suits: 3YC, 3YE (4cyl, 2.0L)



AFC103 *Ford*

Bronco, 1/81-12/84
Suits: 6cyl, 4.1L



AFC101 *Ford*

Bronco, 3/81-8/85
Suits: V8, 5.8L

Alloy water pump



AFC178 *Ford*

Bronco, 3/81-8/85
Suits: V8, 4.9L, 5.8L

Cast iron water pump



AFC134 *Ford*

Corsair UA, 11/89-12/92
Suits: CA20E (4cyl, 2.0L)



AFC103 Ford

Cortina TF, 11/80-8/82 (Alloy Head)
Suits: 6cyl, All



AFC125 Ford

Courier PC, 6/85-4/96 (OHC Diesel)
Suits: R2 (4cyl, 2.2L)



AFC114 Ford

Courier PC, 10/91-4/96
Suits: G6 (4cyl, 2.6L)



AFC154 Ford

Courier PD, 5/96-2/99 (Diesel)
Suits: WL (4cyl, 2.5L)



AFC199 Ford

Courier PE, PG, 2/99-7/04 (Diesel Turbo)
Suits: WLT (4cyl, 2.5L)



AFC114 Ford

Courier PD, PE, PG, 5/96-7/04
Suits: G6 (4cyl, 2.6L)



AFC162 Ford

Econovan, 4/84-7/06
Suits: F8 (4cyl, 1.8L)



AFC162 Ford

Econovan, 4/84-7/06
Suits: FE, FES (4cyl, 2.0L)



AFC101 Ford

F100, 1974-1987
Suits: V8, 4.9L, 5.8L & 6cyl

Alloy water pump



AFC178 Ford

F100, 7/74-12/77
Suits: V8, 4.9L, 5.8L & 6cyl

Cast iron water pump



AFC101 Ford

F150, 8/87-12/92
Suits: Windsor (V8, 4.9, 5.8L)



AFC103 Ford

F250, 1/70-12/89
Suits: 6cyl, 4.1L



AFC101 Ford

F250, 1/73-12/90
Suits: V8, 4.9L, 5.8L

Alloy water pump



AFC178 Ford

F250, 1/73-12/90
Suits: V8, 4.9L, 5.8L

Cast iron water pump



AFC103 Ford

F350 4WD, 1/84-12/85
Suits: 6cyl, 4.1L



AFC101 Ford

F350, 1/86-12/89
Suits: V8, 4.9L, 5.8L

Alloy water pump



AFC101 Ford

F350, 1/84-12/92
Suits: V8, 4.9L, 5.8L

Cast iron water pump



AFC103 Ford

Fairlane ZD, ZF, ZG, 11/70-5/76
Suits: 6cyl, 250ci



AFC101 Ford

Fairlane ZD, ZF, ZG, ZH, 11/70-4/79
Suits: Cleveland (V8, 302, 351ci)



AFC103 Ford

Fairlane ZJ, 10/79-2/82
Suits: 6cyl, 4.1L



AFC101 Ford

Fairlane ZJ, 5/79-2/82
Suits: Cleveland (V8, 4.9, 5.8L)



AFC103 Ford

Fairlane ZK, ZL, 3/82-5/88
Suits: 6cyl, 4.1L



AFC101 Ford

Fairlane ZK, 3/82-3/83
Suits: Cleveland (V8, 4.9L)



AFC136 Ford

Fairlane NA, NC, 6/88-3/95
Suits: 6cyl, All

10 blade type



AFC122 Ford

Fairlane NC, 7/91-3/95
Suits: Windsor (V8, 5.0L)



AFC122 Ford

Fairlane NF, NL, 3/95-2/99
Suits: Windsor (V8, 5.0L)



AFC101 Ford

Falcon XY, 11/70-3/72
Suits: Cleveland (V8, 302, 351ci)



AFC103 Ford

Falcon XA, XB, 3/72-9/76
Suits: 6cyl, All



AFC101 Ford

Falcon XA, XB, 3/72-7/76
Suits: Cleveland (V8, 302, 351ci)



AFC103 Ford

Falcon XC, XD, 1/77-2/82
Suits: 6cyl, All



AFC101 Ford

Falcon XC, XD, 8/76-9/84
Suits: Cleveland (V8, 4.9, 5.8L)



AFC103 Ford

Falcon XE, XF, 3/82-3/93
Suits: 6cyl, All



AFC101 Ford

Falcon XE, XF, 3/82-10/83
Suits: Cleveland (V8, 4.9, 5.8L)



AFC136 Ford

Falcon XG Utility, Van, 3/93-3/96
Suits: 6cyl, 4.0L

10 blade type



AFC122 Ford

Falcon XH Utility, 10/97-5/99
Suits: V8, 5.0L



AFC136 Ford

Falcon EA, EB, ED, 3/88-8/94
Suits: 6cyl, All

10 blade type



AFC122 Ford

Falcon EB, ED, 7/91-8/94
Suits: Windsor (V8, 5.0L)



AFC122 Ford

Falcon EF, EL, 8/94-8/98
Suits: Windsor (V8, 5.0L)



AFC101 Ford

LTD FC, 6/79-2/82
Suits: Cleveland (V8, 5.8L)



AFC103 Ford

LTD FD, FE, 3/82-5/88
Suits: 6cyl, 4.1L



AFC101 Ford

LTD FD, 3/82-2/83
Suits: Cleveland (V8, 4.9, 5.8L)



AFC136 Ford

LTD DA, DC, 6/88-3/95
Suits: 6cyl, 3.9L

10 blade type



AFC122 Ford

LTD DC, 7/91-3/95
Suits: Windsor (V8, 5.0L)



AFC122 Ford

LTD DF, DL, 3/95-6/99
Suits: Windsor (V8, 5.0L)



AFC110 Ford

Maverick, 2/88-9/93 (Diesel)
Suits: TD42 (6cyl, 4.2L)

Manual Transmission



AFC111 *Ford*

Maverick, 2/88-9/93 (Diesel)
Suits: TD42 (6cyl, 4.2L)

Automatic Transmission



AFC114 *Ford*

Raider UV, 8/91-7/97
Suits: G6 (4cyl, 2.6L)



AFC162 *Ford*

Spectron, 5/84-12/86
Suits: F8 (4cyl, 1.8L)



AFC162 *Ford*

Spectron, 3/86-4/90
Suits: FE (4cyl, 2.0L)



AFC163 *Ford*

Trader 0409, 0509, 0811, 10/95-4/99
Suits: TF (4cyl, 4.0L)



AFC163 *Ford*

Trader 0811, 10/95-4/99
Suits: TM (4cyl, 4.6L)



AFC102 *Holden*

Commodore VB, VC, 11/78-9/81
Suits: 6cyl, 2.8L



AFC102 *Holden*

Commodore VB, VC, 11/78-9/81
Suits: 4 or 6cyl, 1.9, 3.3L



AFC102 *Holden*

Commodore VH, VK, 10/81-2/86
Suits: 4 or 6cyl, 1.9, 2.8, 3.3L



AFC137 *Holden*

Commodore VL, 3/86-8/88 (incl Turbo)
Suits: RB30E (6cyl, 3.0L)



AFC102 *Holden*

Commodore VB, VC, 11/78-9/81
Suits: V8, 4.2, 5.0L



AFC102 *Holden*

Commodore Ute VG, 8/90-12/91
Suits: V8, 5.0L



AFC102 *Holden*

Commodore VH, VK, 10/81-2/86
Suits: V8, 4.2, 5.0L



AFC102 *Holden*

Commodore VL, VN, VP, VR, VS, VT,
10/86-6/99
Suits: V8, 5.0L



AFC102 *Holden*

Holden HT, HG, HQ, 5/69-9/74
Suits: 6cyl, All



AFC102 *Holden*

Holden HJ, HX, HZ, 10/74-3/80
Suits: 6cyl, All



AFC102 *Holden*

Holden HT, HG, HQ, HJ, 5/69-9/74
Suits: V8, 253, 308ci



AFC102 *Holden*

Holden HX, HZ, 7/76-3/80
Suits: V8, 4.2, 5.0L



AFC102 *Holden*

Holden WB, 4/80-12/85
Suits: 6cyl, 3.3L



AFC102 *Holden*

Holden WB, 4/80-12/85
Suits: V8, 4.2, 5.0L



AFC119 *Holden*

Jackaroo UBS13, 11/81-7/85
Suits: G200Z (4cyl, 2.0L)



AFC119 *Holden*

Jackaroo UBS16, UBS52, 11/81-12/88
(Diesel incl Turbo)
Suits: C223, C223T (4cyl, 2.2L)



AFC113 *Holden*

Jackaroo UBS16, 8/85-12/88
Suits: 4ZD1 (4cyl, 2.3L)



AFC113 *Holden*

Jackaroo UBS17, 7/88-3/92
Suits: 4ZE1 (4cyl, 2.6L)



AFC124 *Holden*

Jackaroo U8, UBS26, 2/98-9/04
Suits: 6VE1 (V6, 3.5L)



AFC119 *Holden*

Rodeo KB25 - KB43, 1/78-3/87
Suits: G161Z, 180Z, 200Z (4cyl, 1.6, 1.8, 1.9L)



AFC119 *Holden*

Rodeo KBD27 - KBD47, 1/83-6/88
(Diesel)
Suits: C223 (4cyl, 2.2L)



AFC113 *Holden*

Rodeo R9, 6/98-2/03
Suits: C22NE (4cyl, 2.2L)



AFC113 *Holden*

Rodeo KB29, KB49, TFR16, 4/87-3/93
Suits: 4ZD1 (4cyl, 2.3L)



AFC113 *Holden*

Rodeo RA, RA07, 3/03-on
Suits: C24SE (4cyl, 2.4L)



AFC113 *Holden*

Rodeo TFR17, TFS17, 7/88-6/98
Suits: 4ZE1 (4cyl, 2.6L)



AFC119 *Holden*

Rodeo TFR55, TFS55, R9, 5/90-2/03
(Diesel Turbo)
Suits: 4JB1T (4cyl, 2.8L)



AFC124 *Holden*

Rodeo R9, RA, 2/98-11/05
Suits: 6VD1, 6VE1 (V6, 3.2, 3.5L)



AFC102 *Holden*

Torana LH, LX, UC, 3/74-12/79
Suits: 6cyl, All



AFC102 *Holden*

Torana LH, LX, 3/74-2/78
Suits: V8, 253, 308ci



AFC177 *Jeep*

Cherokee XJ, 4/94-on (OHV)
Suits: 6cyl, 4.0L



AFC200 *Kia*

Sportage, 12/96-6/01
Suits: FED (4cyl, 2.0L)

To 6/01 ñ Complete with Fan



AFC162 *Mazda*

929 LA, HB, 6/78-12/83
Suits: MA (4cyl, 2.0L)



AFC154 *Mazda*

B2500 Bravo, 4/96-2/99 (Diesel)
Suits: WL (4cyl, 2.5L)

98 mm Overall Height WL Engine



AFC199 *Mazda*

B2500 Bravo, 3/99-on (Diesel Turbo)
Suits: WLT (4cyl, 2.5L)

90 mm Overall Height (Turbo) WLT Engine



AFC114 *Mazda*

B2600 Bravo, 12/90-on
Suits: G6, G6E (4cyl, 2.6L)



AFC162 *Mazda*

E1800, 2/84-7/06
Suits: F8 (4cyl, 1.8L)



AFC162 *Mazda*

E2000, 2/84-7/06
Suits: FE (4cyl, 2.0L)



AFC154 *Mazda*

E2500, 8/97-5/03 (Diesel)
Suits: WL (4cyl, 2.5L)



AFC163 *Mazda*

T4000, 11/89-on
Suits: TF (4cyl, 4.0L)



AFC163

Mazda

T4600, 6/92-6/03
Suits: TM (4cyl, 4.6L)



AFC152

Mitsubishi

Challenger PA, 3/98-3/07
Suits: 6G72 (V6, 3.0L)



AFC150

Mitsubishi

Express SF, SG, SH, 10/86-9/94
Suits: 4G63, 4G64 (4cyl, 2.0, 2.4L)



AFC105

Mitsubishi

Express SF, SG, SH, 10/86-9/94 (Diesel)
Suits: 4D56 (4cyl, 2.5L)



AFC150

Mitsubishi

Express SJ, 10/94-on
Suits: 4G63 (4cyl, 2.0L)



AFC150

Mitsubishi

Express SJ, 10/94-on
Suits: 4G64 (4cyl, 2.4L)



AFC105

Mitsubishi

Express SJ, 10/94-9/03 (Diesel)
Suits: 4D56 (4cyl, 2.5L)



AFC150

Mitsubishi

Express WA, 9/94-2/06 (Efi)
Suits: 4G64 (4cyl, 2.4L)



AFC125

Mitsubishi

L200 Express MC, MD, 10/82-10/86
Suits: 4G63 (4cyl, 2.0L)



AFC105

Mitsubishi

L200 Express MC, MD, 10/82-10/86 (Diesel)
Suits: 4D55 (4cyl, 2.3L)



AFC125

Mitsubishi

L300 Express SA, SB, SC, SD, SE, 11/81-10/86
Suits: 4G62, 4G63 (4cyl, 1.8, 2.0L)



AFC105

Mitsubishi

Pajero NA, NB, NC, ND, NE, NF, 5/84-8/89 (Diesel Turbo)
Suits: 4D55, 4D56 (4cyl, 2.3, 2.5L)



AFC105

Mitsubishi

Pajero NF, 5/88-8/89
Suits: 6G72 (V6, 3.0L)



AFC105

Mitsubishi

Pajero NG, NH, 9/89-10/93 (Diesel Turbo)
Suits: 4D56 (4cyl, 2.5L)



AFC105

Mitsubishi

Pajero NG, NH, 9/89-10/93
Suits: 6G72 (V6, 3.0L)



AFC153 *Mitsubishi*

Pajero NJ, NK, 11/93-7/97 (Diesel incl Turbo)
Suits: 4M40, 4M40T (4cyl, 2.8L)



AFC105 *Mitsubishi*

Pajero NJ, NK, 11/93-7/97
Suits: 6G72 (V6, 3.0L)



AFC155 *Mitsubishi*

Pajero NJ, NK, 9/95-6/97
Suits: 6G74 (V6, 3.5L)



AFC152 *Mitsubishi*

Pajero NL, 8/97-6/00
Suits: 6G74 (V6, 3.5L)



AFC153 *Mitsubishi*

Pajero NP, 11/02-10/06 (Diesel Turbo)
Suits: 4M41A (4cyl, 3.2L)



AFC125 *Mitsubishi*

Starion JA, JB, JD, 5/82-8/87 (Turbo)
Suits: 4G63T (4cyl, 2.0L)



AFC125 *Mitsubishi*

Starwagon SF, 10/86-5/90
Suits: 4G63 (4cyl, 2.0L)



AFC150 *Mitsubishi*

Starwagon SF, 10/86-8/90
Suits: 4G64 (4cyl, 2.4L)



AFC125 *Mitsubishi*

Starwagon SG, 9/90-8/91
Suits: 4G64 (4cyl, 2.4L)



AFC125 *Mitsubishi*

Starwagon SH, 9/91-5/92
Suits: 4G63 (4cyl, 2.0L)



AFC150 *Mitsubishi*

Starwagon SH, 6/92-9/94
Suits: 4G63 (4cyl, 2.0L)



AFC125 *Mitsubishi*

Starwagon SH, 9/91-9/94
Suits: 4G64 (4cyl, 2.4L)



AFC150 *Mitsubishi*

Starwagon SJ, 11/97-6/01
Suits: 4G63 (4cyl, 2.0L)



AFC150 *Mitsubishi*

Starwagon WA, 9/94-4/04
Suits: 4G64 (4cyl, 2.4L)



AFC155 *Mitsubishi*

Starwagon WA, 9/94-12/96
Suits: 6G72 (V6, 3.0L)



AFC105 *Mitsubishi*

Triton ME, MF, MG, 12/86-8/90 (Diesel incl Turbo)
Suits: 4D56 (4cyl, 2.5L)



AFC105 *Mitsubishi*

Triton MH, MJ, 9/90-10/96 (Diesel)
Suits: 4D56 (4cyl, 2.5L)



AFC105 *Mitsubishi*

Triton MH, MJ, 9/90-10/96
Suits: 6G72 (V6, 3.0L)



AFC150 *Mitsubishi*

Triton MK, 10/96-12/06
Suits: 4G64 (4cyl, 2.4L)



AFC153 *Mitsubishi*

Triton MK, 10/96-6/06 (Diesel incl Turbo)
Suits: 4M40 (4cyl, 2.8L)



AFC152 *Mitsubishi*

Triton MK, 10/96-10/06
Suits: 6G72 (V6, 3.0L)



AFC155 *Mitsubishi*

Triton MK, 10/96-10/06
Suits: 6G72 (V6, 3.0L)



AFC137 *Nissan*

720, 1/85-12/85
Suits: Z22 (4cyl, 2.2L)



AFC137 *Nissan*

2000, 2300, 2400, 1966-8/71
Suits: G20, L23, L24 (6cyl, 2.0L)



AFC214 *Nissan*

200SX, 11/00-on
Suits: SR20DET (4cyl, 2.0L)



Picture unavailable at time of printing

Special order only

AFC137 *Nissan*

300C Y30, 5/84-5/86
Suits: VG30E (V6, 3.0L)



AFC137 *Nissan*

300ZX Z31, 5/84-12/89
Suits: VG30E (V6, 3.0L)



AFC165 *Nissan*

300ZX Z32, 12/89-3/97
Suits: VG30DE (V6, 3.0L)



Picture unavailable at time of printing

Special order only

AFC134 *Nissan*

Bluebird Series 3, 2/85-12/86
Suits: CA20S (4cyl, 2.0L)



AFC127 *Nissan*

Cabstar F22, 1/88-9/92 (Diesel)
Suits: TD27 (4cyl, 2.7L)



AFC137 Nissan

Cabstar H40, 10/84-12/87
Suits: Z22 (4cyl, 2.2L)



AFC134 Nissan

Gazelle S12, 1/84-11/88
Suits: CA20E (4cyl, 2.0L)



AFC137 Nissan

Navara D21, 1/86-5/92
Suits: Z24 (4cyl, 2.4L)



AFC127 Nissan

Navara D21, 1/86-12/88 (Diesel)
Suits: SD25 (4cyl, 2.5L)



AFC115 Nissan

Navara D21, D22, 6/92-on (RWD)
Suits: VG30, VG30E (V6, 3.0L)



AFC115 Nissan

Navara D22, 5/00-on (4WD)
Suits: VG30 (V6, 3.0L)



AFC137 Nissan

Nomad GC22, 1/87-10/92
Suits: Z24 (4cyl, 2.4L)



AFC137 Nissan

Pathfinder WNYD21, 12/86-9/92
Suits: Z24 (4cyl, 2.4L)



AFC115 Nissan

Pathfinder WHYD21, 10/92-11/95
Suits: VG30E (V6, 3.0L)



AFC137 Nissan

Patrol MQ, 9/80-12/87
Suits: L28 (6cyl, 2.8L)



AFC110 Nissan

Patrol MQ, 6/80-12/87 (Diesel Non Turbo)
Suits: SD33 (6cyl, 3.3L)



AFC111 Nissan

Patrol MQ, 1/84-12/87 (Diesel Turbo)
Suits: SD33T (6cyl, 3.3L)



AFC164 Nissan

Patrol GQ, 2/95-12/97 (Diesel Turbo)
Suits: RD28T (6cyl, 2.8L)



AFC137 Nissan

Patrol GQ, 1/90-12/97 (Petrol)
Suits: RB30 (6cyl, 3.0L)



AFC111 Nissan

Patrol GQ, 1/88-4/99 (Diesel)
Suits: TD42 (6cyl, 4.2L)



AFC139 Nissan

Patrol GQ, 11/91-12/95 (Petrol)
Suits: TB42S (6cyl, 4.2L)



AFC167 Nissan

Patrol GQ, 2/92-12/97 (Petrol)
Suits: TB42E (6cyl, 4.2L)



AFC164 Nissan

Patrol GU, 1/98-6/00 (Diesel Turbo)
Suits: RD28ET (6cyl, 2.8L)



AFC111 Nissan

Patrol GU, 5/98-on (Diesel incl Turbo)
Suits: TD42, TD42T (6cyl, 4.2L)



AFC167 Nissan

Patrol GU, 5/98-on (Diesel incl Turbo)
Suits: TD42, TD42T (6cyl, 4.2L)



AFC167 Nissan

Patrol GU, 12/97-9/01
Suits: TB45E (6cyl, 4.5L)



AFC134 Nissan

Pintara R31, U12, 6/86-10/92
Suits: CA20E (4cyl, 2.0L)



AFC137 Nissan

Skyline C210, R30, 3/78-6/86
Suits: L24, L24E (6cyl, 2.4L)



AFC137 Nissan

Skyline R31, 7/86-12/90
Suits: RB30E (6cyl, 3.0L)

Overall Height 62mm - Australian Production Model



AFC103 Nissan

ST Utility XFN, 7/88-9/92
Suits: 6cyl, 4.1L



AFC137 Nissan

Urvan E23, 1982-12/86
Suits: Z20 (4cyl, 2.0L)



AFC137 Nissan

Urvan E24, 3/87-9/93
Suits: Z24 (4cyl, 2.4L)



AFC127 Nissan

Urvan E24, 5/87-9/93 (Diesel)
Suits: TD27 (4cyl, 2.7L)



AFC137 Nissan

Vanette, 12/87-9/93
Suits: Z20 (4cyl, 2.0L)



AFC145 Suzuki

Sierra SJ413, 10/84-5/99
Suits: G13A, G13BA (4cyl, 1.3L)



AFC145 Suzuki

Vitara SE416, 7/88-4/00
Suits: G16A, G16B (4cyl, 1.6L)



AFC145 Suzuki

Grand Vitara JB416X, 9/05-on
Suits: M16A (4cyl, 1.6L)



AFC145 Suzuki

Grand Vitara JB420W, 9/05-on
Suits: J20A (4cyl, 2.0L)



AFC145 Suzuki

Grand Vitara SQ416Q, 2/00-9/02
Suits: G16B (4cyl, 1.6L)



AFC145 Suzuki

X90 SZ416, 4/96-5/98
Suits: G16B (4cyl, 1.6L)



AFC180 Toyota

4 Runner LN60, LN61, 7/84-12/88 (Diesel)
Suits: 2L (4cyl, 2.4L)



AFC130 Toyota

4 Runner RN130, 10/89-6/96
Suits: 22R (4cyl, 2.4L)



AFC116 Toyota

4 Runner YN60, YN63, 7/84-9/89
Suits: 3, 4YC, 4YE (4cyl, 2.0, 2.2L)



AFC130 Toyota

4 Runner YN63, 5/89-9/89
Suits: 22R (4cyl, 2.4L)



AFC116 Toyota

4 Runner YN130, 10/89-12/90
Suits: 4YE (4cyl, 2.2L)



AFC179 Toyota

Bundera LJ70, 1/86-12/91 (Diesel)
Suits: 2LT (4cyl, 2.4L)



AFC130 Toyota

Bundera RJ70, 1/85-12/91
Suits: 22R (4cyl, 2.4L)



AFC130 Toyota

Celica RA60, 11/81-9/83
Suits: 21RC (4cyl, 2.0L)



AFC130 Toyota

Celica RA65, 10/84-12/85
Suits: 22REC (4cyl, 2.4L)



AFC107 Toyota

Coaster HB30, 1/87-12/90 (Diesel)
Suits: 2H (6cyl, 4.0L)



AFC106 *Toyota*

Coaster HZB30, 1/90-1/93 (Diesel)
Suits: 1HZ (6cyl, 4.2L)



AFC106 *Toyota*

Coaster HZB50, 1/93-7/99 (Diesel)
Suits: 1HZ (6cyl, 4.2L)

Pulley Holes Centre to Centre 62mm - To 7/99



AFC130 *Toyota*

Coaster RB11, RB13, 8/77-82
Suits: 20R, 22R (4cyl, 2.2L)



AFC130 *Toyota*

Coaster RB20, 1/82-6/92
Suits: 22R (4cyl, 2.4L)



AFC130 *Toyota*

Corona RT133, 1/82-8/82
Suits: 21RC (4cyl, 2.0L)



AFC130 *Toyota*

Corona RT142, 11/84-4/87
Suits: 22RE (4cyl, 2.4L)



AFC102 *Toyota*

Corona XT130, 10/79-7/83
Suits: Starfire (4cyl, 1.9L)



AFC112 *Toyota*

Cressida MX32, MX36, 3/77-12/80
Suits: 4M (6cyl, 2.6L)



AFC112 *Toyota*

Cressida MX62, 2/81-10/85
Suits: 5ME (6cyl, 2.8L)



AFC112 *Toyota*

Cressida MX73, 11/84-12/88
Suits: 5ME, 5MGE (6cyl, 2.8L)



AFC112 *Toyota*

Cressida MX83R, 10/88-1/93
Suits: 7MGE (6cyl, 3.0L)



AFC112 *Toyota*

Crown MS65, 83, 85, 111, 1971-12/81
Suits: 4M (6cyl, 2.6L)



AFC112 *Toyota*

Crown MS112, 1/82-9/83
Suits: 5ME (6cyl, 2.8L)



AFC112 *Toyota*

Crown MS123, MS125, 10/83-5/88
Suits: 5ME, 5MGE (6cyl, 2.8L)



AFC107 *Toyota*

Dyna HU40, 1976-84 (Diesel)
Suits: 2H (6cyl, 4.0L)



AFC180 *Toyota*

Dyna 100 LH80, 11/85-8/88 (Diesel)
Suits: 2L (4cyl, 2.4L)



AFC180 *Toyota*

Dyna 150 LY60, 11/85-9/88 (Diesel)
Suits: 2L (4cyl, 2.4L)



AFC179 *Toyota*

Dyna 150 LY230, 9/01-4/05 (Diesel)
Suits: 5L (4cyl, 3.0L)



AFC116 *Toyota*

Dyna 100 YH81, 11/85-6/95
Suits: 2YC (4cyl, 1.8L)



AFC116 *Toyota*

Dyna 200 YU60, YU62, 11/84-12/91
Suits: 3YC, 4YC (4cyl, 2.0, 2.2L)



AFC180 *Toyota*

Hi-Ace LH20, LH30, 3/81-1/83 (Diesel)
Suits: L (4cyl, 2.2L)



AFC180 *Toyota*

Hi-Ace LH11, 1/83-12/85 (Diesel)
Suits: L (4cyl, 2.2L)



AFC116 *Toyota*

Hi-Ace YH Series, 1982-9/89
Suits: 2, 3, 4YC (4cyl, 1.8, 2.0, 2.2L)



AFC180 *Toyota*

Hi-Ace LH51, 60, 61, 70, 71, 1/83-9/89 (Diesel)
Suits: L, 2L (4cyl, 2.2, 2.4L)



AFC133 *Toyota*

Hi-Ace LH103, 113, 125, 10/89-9/00 (Diesel)
Suits: 3L (4cyl, 2.8L)



AFC142 *Toyota*

Hi-Ace RZH103, 113, 125, 10/89-10/05
Suits: 2RZ, 2RZE (4cyl, 2.4L)



AFC142 *Toyota*

Hi-Ace RCH12, RCH22, 10/95-2/05
Suits: 2RZ (4cyl, 2.4L)



AFC179 *Toyota*

Hi-Ace LH162, 172, 184, 10/00-2/05 (Diesel)
Suits: 5L (4cyl, 3.0L)



AFC116 *Toyota*

Hi-Lux RN20, 1/72-9/78
Suits: 12R (4cyl, 1.6L)



AFC116 *Toyota*

Hi-Lux RN41, RN46, 9/79-10/83
Suits: 18R (4cyl, 2.0L)



AFC180 *Toyota*

Hi-Lux LN40, LN46, LN55, 6/80-8/84 (Diesel)
Suits: L (4cyl, 2.2L)



AFC180 *Toyota*

Hi-Lux LN56, LN65, LN85, 9/84-8/91 (Diesel)
Suits: 2L (4cyl, 2.4L)



AFC116 *Toyota*

Hi-Lux YN Series, 11/83-11/97
Suits: 1, 2, 3, 4YC (4cyl, All)



AFC130 *Toyota*

Hi-Lux RN85, 90, 105, 106, 110, 10/88-12/97
Suits: 22R (4cyl, 2.4L)



AFC142 *Toyota*

Hi-Lux RZN147, 11/97-10/02
Suits: 1RZE (4cyl, 2.0L)



AFC179 *Toyota*

Hi-Lux LN147, 167, 172, 11/97-4/05 (Diesel)
Suits: 5L (4cyl, 3.0L)



AFC146 *Toyota*

Hi-Lux RZN149, 154, 169, 174, 11/97-4/05
Suits: 3RZFE (4cyl, 2.7L)



AFC151 *Toyota*

Hi-Lux KZN165, 11/01-4/05 (Diesel Turbo)
Suits: 1KZTE (4cyl, 3.0L)



AFC108 *Toyota*

Landcruiser FJ40, FJ45, 1/74-12/84
Suits: 2F (6cyl, 4.2L)



AFC107 *Toyota*

Landcruiser HJ45, 9/77-12/79 (Diesel)
Suits: H (6cyl, 3.6L)



AFC107 *Toyota*

Landcruiser HJ47, 10/80-12/84 (Diesel)
Suits: 2H (6cyl, 4.0L)



AFC108 *Toyota*

Landcruiser FJ60, 11/80-12/84
Suits: 2F (6cyl, 4.2L)



AFC108 *Toyota*

Landcruiser FJ62, 1/85-4/90
Suits: 3F (6cyl, 4.0L)



AFC107 *Toyota*

Landcruiser HJ60, HJ61, 11/80-12/91 (Diesel incl Turbo)
Suits: 2H, 12HT (6cyl, 4.0L)



AFC107 *Toyota*

Landcruiser BJ70, BJ73, BJ74, 1/85-2/90 (Diesel incl Turbo)
Suits: 3B, 13BT (4cyl, 3.4L)



AFC108 *Toyota*

Landcruiser FJ70, FJ73, FJ75,
1/85-10/92
Suits: 3F (6cyl, 4.0L)



AFC144 *Toyota*

Landcruiser FZJ75, FZJ78, FZJ79,
11/92-on
Suits: 1FZE (6cyl, 4.5L)



AFC106 *Toyota*

Landcruiser HDJ78, HDJ79, 11/01-on
(Diesel Turbo)
Suits: 1HDFTE (6cyl, 4.2L)



AFC107 *Toyota*

Landcruiser HJ75, 1/85-3/90 (Diesel)
Suits: 2H (6cyl, 4.0L)



AFC106 *Toyota*

Landcruiser HZJ70, 73, 75, 78, 79,
3/91-on (Diesel)
Suits: 1HZ (6cyl, 4.2L)



AFC106 *Toyota*

Landcruiser PZJ70, PZJ73, 3/90-2/91
(Diesel)
Suits: 1PZ (5cyl, 3.5L)



AFC108 *Toyota*

Landcruiser FJ80, 3/90-10/92
Suits: 3F, 3FE (6cyl, 4.0L)



AFC144 *Toyota*

Landcruiser FZJ80, 11/92-2/98
Suits: 1FZE (6cyl, 4.5L)



AFC106 *Toyota*

Landcruiser HDJ80, 5/90-2/98 (Diesel
Turbo)
Suits: 1HDT (6cyl, 4.2L)



AFC106 *Toyota*

Landcruiser HZJ80, 5/90-2/98 (Diesel)
Suits: 1HZ (6cyl, 4.2L)



AFC144 *Toyota*

Landcruiser FZJ105, 3/98-10/00
Suits: 1FZE (6cyl, 4.5L)



AFC116 *Toyota*

Lite-Ace YM21, 30, 35, 40, 41,
1/84-12/92
Suits: 2YC (4cyl, 1.8L)



AFC151 *Toyota*

Prado KZJ95, KZJ120, 3/00-on (Diesel
Turbo)
Suits: 1KZTE (4cyl, 3.0L)



AFC146 *Toyota*

Prado RZJ95, RZJ120, 7/96-8/04
Suits: 3RZFE (4cyl, 2.7L)



AFC116 *Toyota*

Spacia YR22, 10/93-1/98
Suits: 4YEC (4cyl, 2.2L)



AFC112

Toyota

Supra MA61, 10/83-3/86
Suits: 5ME (6cyl, 2.8L)



AFC140

Toyota

Supra MA70, 3/86-9/88
Suits: 7MGE (6cyl, 3.0L)



Picture unavailable at time of printing

AFC116

Toyota

Tarago YR20, 21, 22, 31, 2/83-10/90
Suits: 2, 3YC, 4YEC (4cyl, 1.8, 2.0, 2.2L)



AFC116

Toyota

Townace YR39RV, 4/92-1/97
Suits: 3YC (4cyl, 2.0L)



AFC180

Toyota

Toyo-Ace LY31, 9/83-12/85 (Diesel)
Suits: 2L (4cyl, 2.4L)



THERMOSTATS & RADIATOR CAPS

Parts Listing

Radiator Caps	»	374
Thermostats	»	377

ATR0750



ATR1390



ATR1495



ATR15100



ATR16110



ATR18125



ATR20135



ATR1390



ATR16110



ATR1390



ATR16110



ATR20135



ATR18125



ATR1070



ATR1495



ATR20135



ATR1495



ATR16110



ATR18125



ATR18125



ATR20135



ATR30205



ATR16110



ATR0430



ATR0750



ATR1070



ATR1390



ATR15100



ATR20135



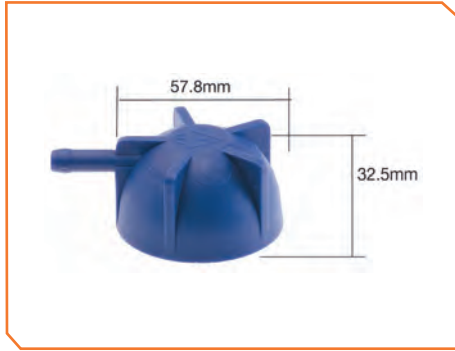
ATR18125



ATR0430



ATR16110



ATR22150



ATR20135



ATR19130



ATR16110



ATR18125



ATR18125



ATR18125




ATR20140



ATR21145



ATR20140

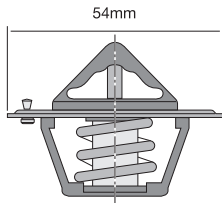


ATR20140



ATR1-170

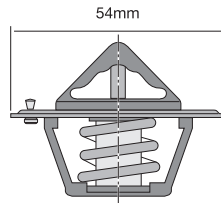
Conventional style thermostat with jiggle pin.



Opening Temp: 77°C

ATR1-180

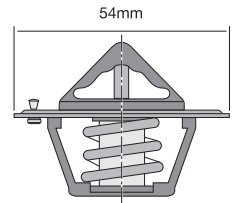
Conventional style thermostat with jiggle pin.



Opening Temp: 82°C

ATR1-190

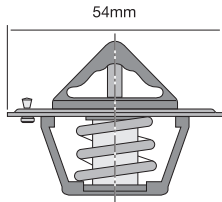
Conventional style thermostat with jiggle pin.



Opening Temp: 88°C

ATR1-192

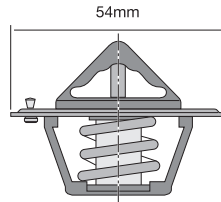
Conventional style thermostat with jiggle pin.



Opening Temp: 89°C

ATR1-195

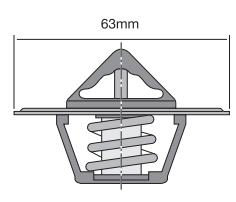
Conventional style thermostat with jiggle pin.



Opening Temp: 91°C

ATR2-160

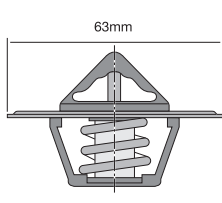
Conventional style thermostat.



Opening Temp: 71°C

ATR2-195

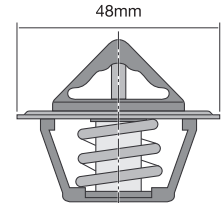
Conventional style thermostat.



Opening Temp: 91°C

ATR4-192

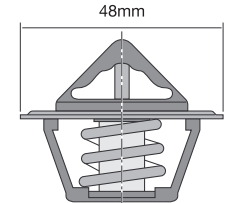
Conventional style thermostat.



Opening Temp: 89°C

ATR4-198

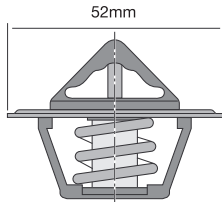
Conventional style thermostat.



Opening Temp: 92°C

ATR6-180

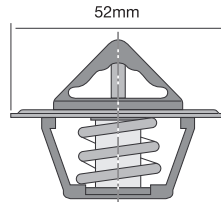
Conventional style thermostat.



Opening Temp: 82°C

ATR6-190

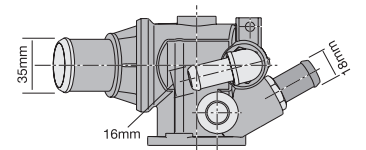
Conventional style thermostat.



Opening Temp: 88°C

ATR1122-190P

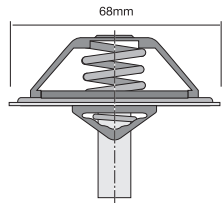
Bypass style thermostat integrated into housing, 2 bolt holes.



Opening Temp: 88°C
Thermostat gasket included.
Thermostat gasket not sold separately.

ATR1309-185

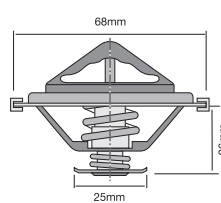
Special design.



Opening Temp: 85°C
Thermostat gasket included.
Thermostat gasket not sold separately.

ATR1326-183

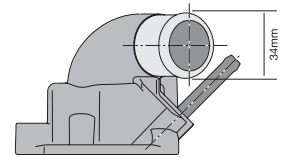
Bypass style thermostat.



Opening Temp: 84°C
Thermostat gasket included.
Thermostat gasket not sold separately.

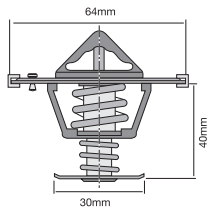
ATR1350-198P

Bypass style thermostat integrated into housing, 2 bolt holes.



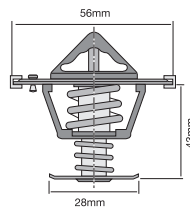
Opening Temp: 92°C
Thermostat gasket included.
Thermostat gasket not sold separately.

ATR1370-180/ATRP1



ATR1404-180

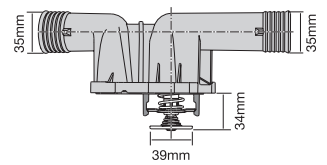
Bypass style thermostat with jiggle pin.



Opening Temp: 82°C
Thermostat gasket included.
Thermostat gasket not sold separately.

ATR1427-203P

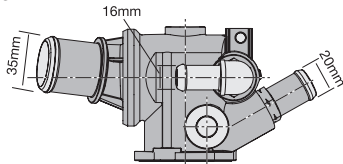
Bypass style thermostat integrated into housing, 4 bolt holes.



Opening Temp: 95°C
Thermostat gasket included.
Thermostat gasket not sold separately.

ATR1564-190P

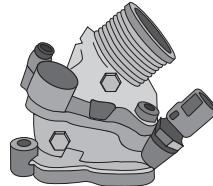
Bypass style thermostat integrated into housing, 2 bolt holes.



Opening Temp: 88°C
Thermostat gasket included.
Thermostat gasket not sold separately.

ATR1606-194

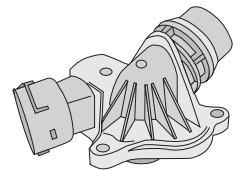
Special design thermostat integrated into housing.



Opening Temp: 90°C
Coolant sensor included.
Thermostat gasket included.
Thermostat gasket not sold separately.

ATR1636-190

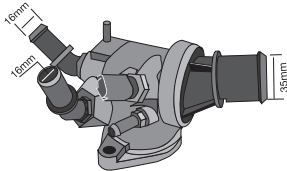
Special design thermostat integrated into housing.



Opening Temp: 88°C
Thermostat gasket included.
Thermostat gasket not sold separately.

ATR1669-190

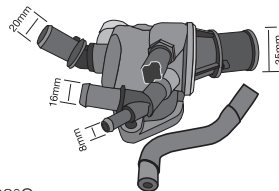
Special design thermostat integrated into housing, 2 bolt holes.



Opening Temp: 88°C
Coolant sensor included.
Thermostat gasket included.
Thermostat gasket not sold separately.

ATR1670-190

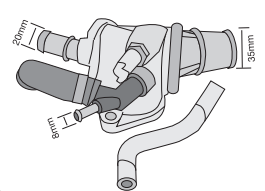
Special design thermostat integrated into housing, 2 bolt holes.



Opening Temp: 88°C
Coolant sensor included.
Thermostat gasket included.
Thermostat gasket not sold separately.

ATR1675-190

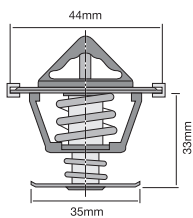
Special design thermostat integrated into housing, 2 bolt holes.



Opening Temp: 88°C
Coolant sensor included.
Thermostat gasket included.
Thermostat gasket not sold separately.

ATR1685-190

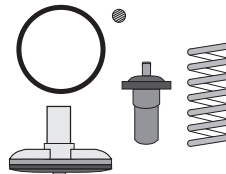
Bypass style thermostat.



Opening Temp: 88°C
Thermostat gasket included.
Thermostat gasket not sold separately.

ATR1689-176

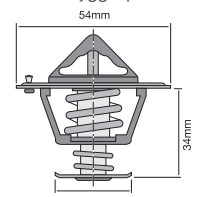
Special design thermostat insert assembly.



Opening Temp: 80°C
Thermostat gasket included.
Thermostat gasket not sold separately.

ATR1694-176

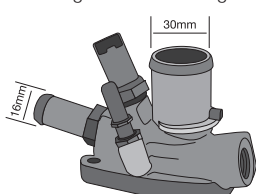
Bypass style thermostat with inverse jiggle pin.



Opening Temp: 80°C
Thermostat gasket included.
Thermostat gasket not sold separately.

ATR1701-176

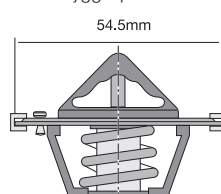
Special design thermostat integrated into housing.



Opening Temp: 80°C
Coolant sensor included.
Thermostat gasket included.
Thermostat gasket not sold separately.

ATR1712-180

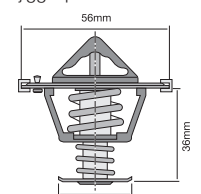
Conventional style thermostat with jiggle pin.



Opening Temp: 82°C
Thermostat gasket included.
Thermostat gasket not sold separately.

ATR1728-180

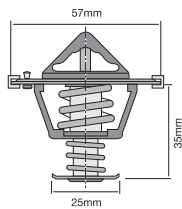
Bypass style thermostat with jiggle pin.



Opening Temp: 82°C
Thermostat gasket included.
Thermostat gasket not sold separately.

ATR1731-194

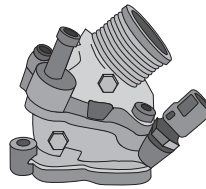
Bypass style thermostat with jiggle pin.



Opening Temp: 90°C
Thermostat gasket included.
Thermostat gasket not sold separately.

ATR1732-194

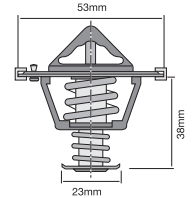
Special design thermostat integrated into housing, 2 bolt holes.



Opening Temp: 90°C
Coolant sensor included.
Thermostat gasket included.
Thermostat gasket not sold separately.

ATR1742-203

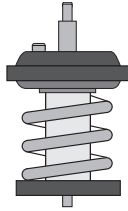
Bypass style thermostat with jiggle pin.



Opening Temp: 95°C
Thermostat gasket included.
Thermostat gasket not sold separately.

ATR1743-203

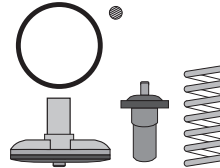
Special design thermostat insert with jiggle pin.



Opening Temp: 95°C
Thermostat gasket included.
Thermostat gasket not sold separately.

ATR1745-181

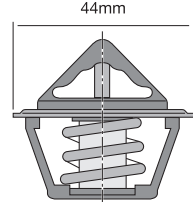
Special design thermostat insert with jiggle pin.



Opening Temp: 83°C
Thermostat gasket included.
Thermostat gasket not sold separately.

ATR203-195

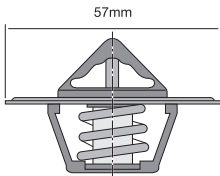
Conventional style thermostat.



Opening Temp: 91°C

ATR208-170

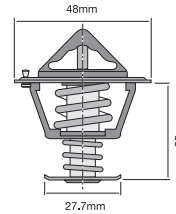
Conventional style thermostat.



Opening Temp: 77°C

ATR214-170

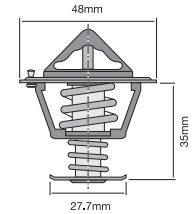
Bypass style thermostat with jiggle pin.



Opening Temp: 77°C

ATR214-180

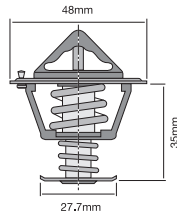
Bypass style thermostat with jiggle pin.



Opening Temp: 82°C

ATR214-192

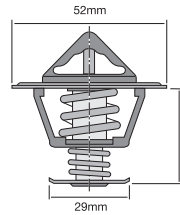
Bypass style thermostat with jiggle pin.



Opening Temp: 89°C

ATR215-180

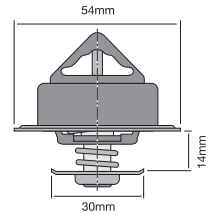
Bypass style thermostat.



Opening Temp: 82°C

ATR216-192P

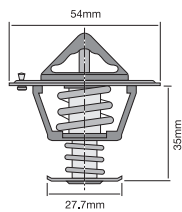
Bypass style thermostat.



Opening Temp: 89°C

ATR228-170

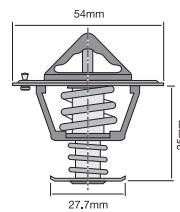
Bypass style thermostat with jiggle pin.



Opening Temp: 77°C

ATR228-180

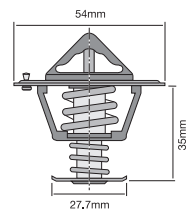
Bypass style thermostat with jiggle pin.



Opening Temp: 82°C

ATR228-195

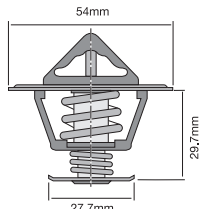
Bypass style thermostat with jiggle pin.



Opening Temp: 91°C

ATR229-195

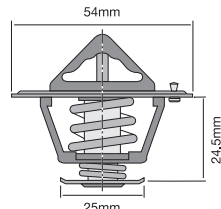
Bypass style thermostat.



Opening Temp: 91°C

ATR230-180

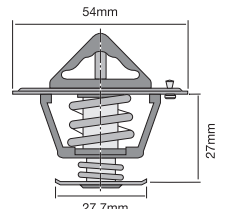
Bypass style thermostat with jiggle pin.



Opening Temp: 82°C

ATR231-180

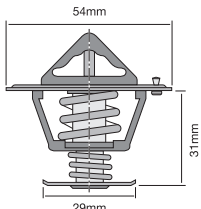
Bypass style thermostat with jiggle pin.



Opening Temp: 82°C

ATR233-180

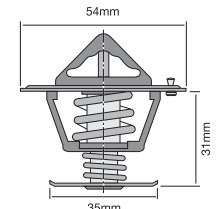
Bypass style thermostat with jiggle pin.



Opening Temp: 82°C

ATR234-180

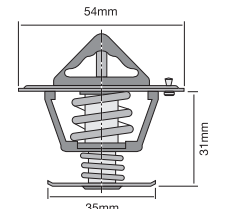
Bypass style thermostat with jiggle pin.



Opening Temp: 82°C

ATR1200234-192

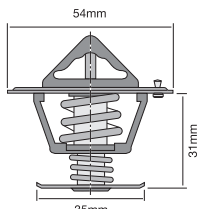
Bypass style thermostat with jiggle pin.



Opening Temp: 89°C

ATR234-195

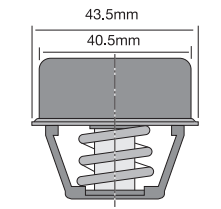
Bypass style thermostat with jiggle pin.



Opening Temp: 91°C

ATR237-180P

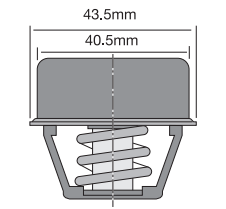
Special design.



Opening Temp: 82°C

ATR237-192P

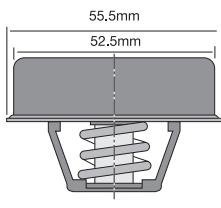
Special design.



Opening Temp: 89°C

ATR238-170

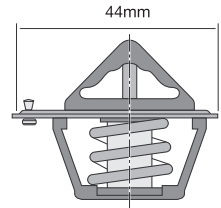
Special design.



Opening Temp: 77°C

ATR239-180

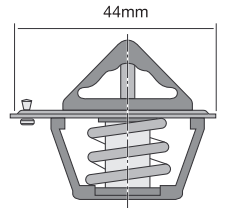
Offset conventional style thermostat with jiggle pin.



Opening Temp: 82°C

ATR239-185

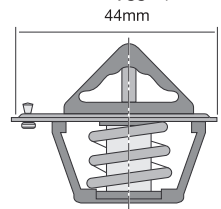
Offset conventional style thermostat with jiggle pin.



Opening Temp: 85°C

ATR239-192

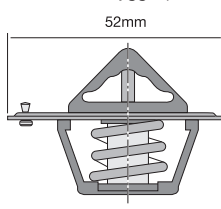
Offset conventional style thermostat with jiggle pin.



Opening Temp: 89°C

ATR240-180

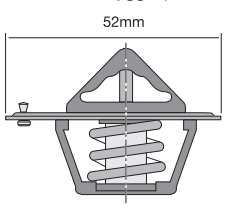
Offset conventional style thermostat with jiggle pin.



Opening Temp: 82°C

ATR240-192

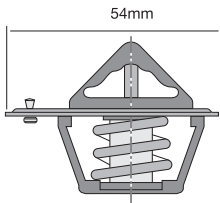
Offset conventional style thermostat with jiggle pin.



Opening Temp: 89°C

ATR241-170

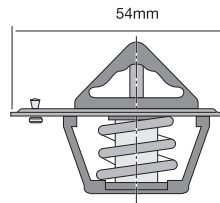
Offset conventional style thermostat with jiggle pin.



Opening Temp: 77°C

ATR241-180

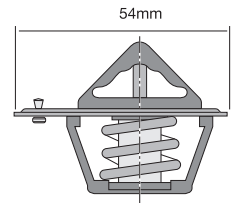
Offset conventional style thermostat with jiggle pin.



Opening Temp: 82°C

ATR241-185

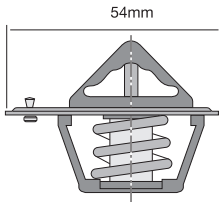
Offset conventional style thermostat with jiggle pin.



Opening Temp: 85°C

ATR241-190

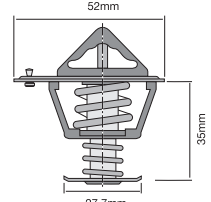
Offset conventional style thermostat with jiggle pin.



Opening Temp: 88°C

ATR242-170

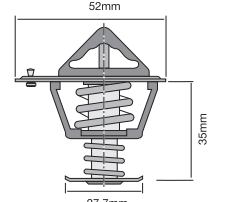
Offset bypass style thermostat with jiggle pin.



Opening Temp: 77°C

ATR-8000242-180

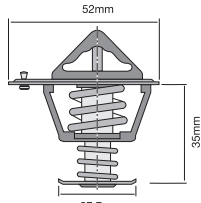
Offset bypass style thermostat with jiggle pin.



Opening Temp: 82°C

ATR242-192

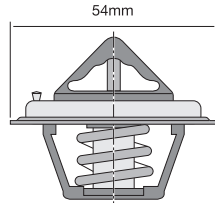
Offset bypass style thermostat with jiggle pin.



Opening Temp: 89°C

ATR244-180

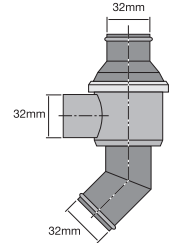
Conventional style thermostat with jiggle pin.



Opening Temp: 82°C

ATR260-180P

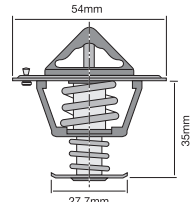
Special design bypass style thermostat integrated into housing.



Opening Temp: 82°C

ATR265-180

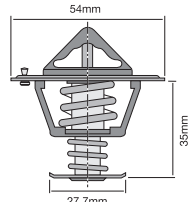
Bypass style thermostat with jiggle pin.



Opening Temp: 82°C

ATR265-192

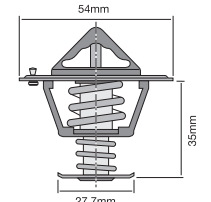
Bypass style thermostat with jiggle pin.



Opening Temp: 89°C

ATR265-195

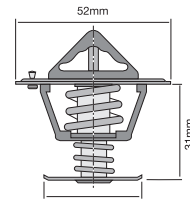
Bypass style thermostat with jiggle pin.



Opening Temp: 91°C

ATR270-192

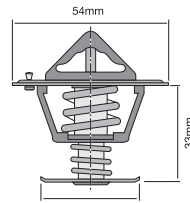
Bypass style thermostat with jiggle pin.



Opening Temp: 89°C

ATR272-180

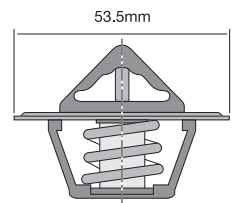
Bypass style thermostat with jiggle pin.



Opening Temp: 82°C

ATR276-180

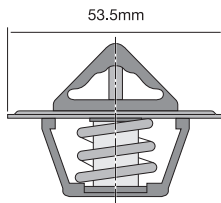
Conventional style thermostat.



Opening Temp: 82°C

ATR276-192

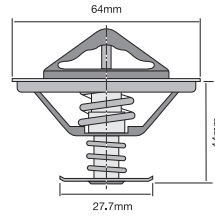
Conventional style thermostat.



Opening Temp: 89°C

ATR282-170

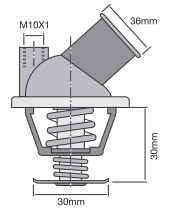
Bypass style thermostat.



Opening Temp: 77°C

ATR287-180P

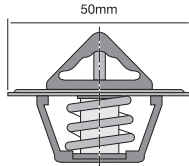
Bypass style thermostat integrated into housing, 3 bolt holes.



Opening Temp: 82°C
Position for sensor included in housing.
Thermostat gasket included.
Thermostat gasket not sold separately.

ATR305-167

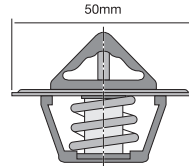
Conventional style thermostat.



Opening Temp: 75°C

ATR305-192

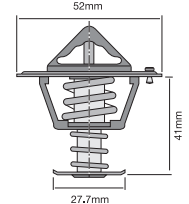
Conventional style thermostat.



Opening Temp: 89°C

ATR319-180

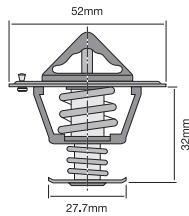
Bypass style thermostat with inverse jiggle pin.



Opening Temp: 82°C

ATR322-180

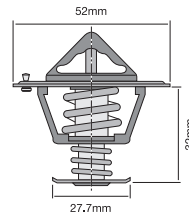
Bypass style thermostat with jiggle pin.



Opening Temp: 82°C

ATR322-192

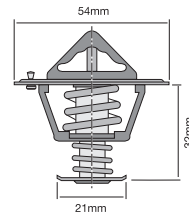
Bypass style thermostat with jiggle pin.



Opening Temp: 89°C

ATR326-180

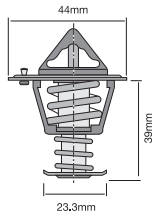
Bypass style thermostat with jiggle pin.



Opening Temp: 82°C

ATR327-180

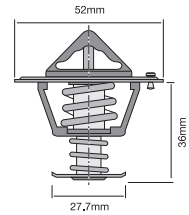
Offset bypass style thermostat with jiggle pin.



Opening Temp: 82°C

ATR328-170

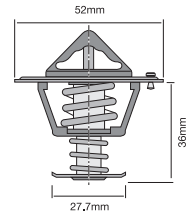
Bypass style thermostat with jiggle pin.



Opening Temp: 77°C

ATR328-180

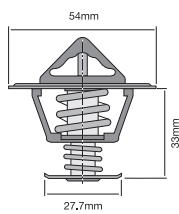
Bypass style thermostat with jiggle pin.



Opening Temp: 82°C

ATR330-170

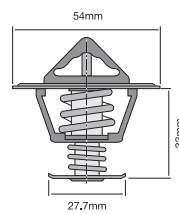
Bypass style thermostat.



Opening Temp: 77°C

ATR330-180

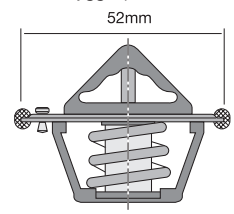
Bypass style thermostat.



Opening Temp: 82°C

ATR333-198

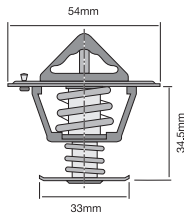
Conventional style thermostat with jiggle pin.



Opening Temp: 92°C
Thermostat gasket included.
Thermostat gasket not sold separately.

ATR335-192

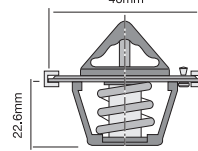
Bypass style thermostat with jiggle pin.



Opening Temp: 89°C

ATR340-195

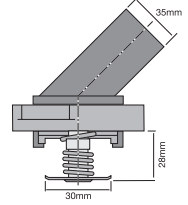
Offset conventional style thermostat with jiggle pin.



Opening Temp: 91°C
Thermostat gasket included.
Thermostat gasket not sold separately.

ATR343-180P

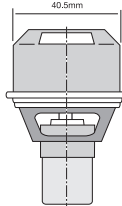
Bypass style thermostat with jiggle pin integrated into housing, 3 bolt holes.



Opening Temp: 82°C
Thermostat gasket included.
Thermostat gasket not sold separately.

ATR345-192P

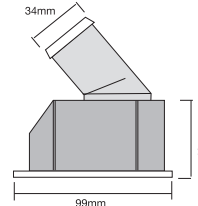
Special design thermostat.



Opening Temp: 89°C

ATR347-192P

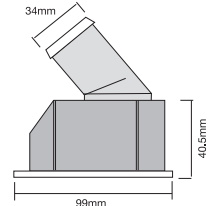
Special design thermostat integrated into housing, 3 bolt holes.



Opening Temp: 89°C
Thermostat gasket included.
Thermostat gasket not sold separately.

ATR347-198P

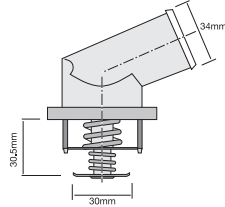
Special design thermostat integrated into housing, 3 bolt holes.



Opening Temp: 92°C
Thermostat gasket included.
Thermostat gasket not sold separately.

ATR348-198P

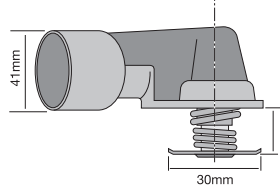
Bypass style thermostat with jiggle pin integrated into housing, 3 bolt holes.



Opening Temp: 92°C
Thermostat gasket included.
Thermostat gasket not sold separately.

ATR349-192P

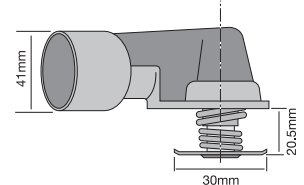
Bypass style thermostat integrated into housing, 2 bolt holes.



Opening Temp: 89°C
Thermostat gasket included.
Thermostat gasket not sold separately.

ATR349-198P

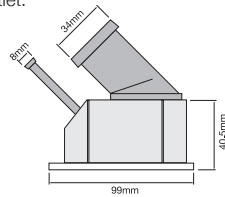
Bypass style thermostat integrated into housing, 2 bolt holes.



Opening Temp: 92°C
Thermostat gasket included.
Thermostat gasket not sold separately.

ATR350-180P

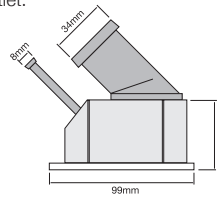
Special design thermostat integrated into housing, 2 bolt holes and water outlet.



Opening Temp: 82°C
Thermostat gasket included.
Thermostat gasket not sold separately.

ATR350-198P

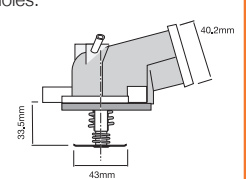
Special design thermostat integrated into housing, 2 bolt holes and water outlet.



Opening Temp: 92°C
Thermostat gasket included.
Thermostat gasket not sold separately.

ATR351-189P

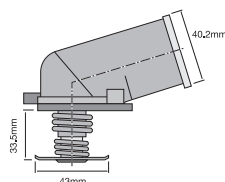
Bypass design thermostat integrated into housing and water outlet, 3 bolt holes.



Opening Temp: 87°C
Thermostat gasket included.
Thermostat gasket not sold separately.

ATR352-192P

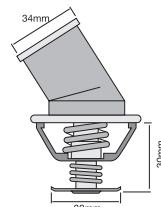
Bypass style thermostat integrated into housing, 3 bolt holes.



Opening Temp: 89°C
Thermostat gasket included.
Thermostat gasket not sold separately.

ATR353-198P

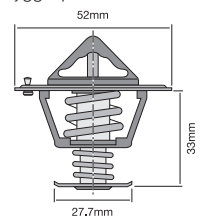
Bypass style thermostat integrated into housing, 3 bolt holes.



Opening Temp: 92°C
Thermostat gasket included.
Thermostat gasket not sold separately.

ATR363-180

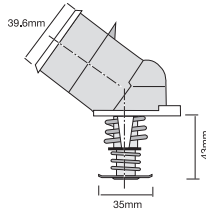
Bypass style thermostat with jiggle pin.



Opening Temp: 82°C

ATR379-187P

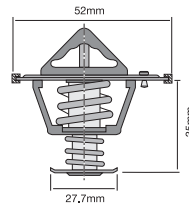
Bypass style thermostat integrated into housing, 3 bolt holes.



Opening Temp: 86°C
Thermostat gasket included.
Thermostat gasket not sold separately.

ATR384-185

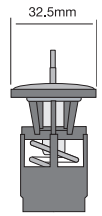
Offset bypass style thermostat with inverse jiggle pin.



Opening Temp: 85°C
Thermostat gasket included.
Thermostat gasket not sold separately.

ATR385-190P

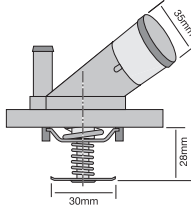
Special design thermostat insert.



Opening Temp: 88°C
Thermostat housing TTH385P, 2 bolt holes, sold separately.
Thermostat gasket included.
Thermostat gasket not sold separately.

ATR391-180P

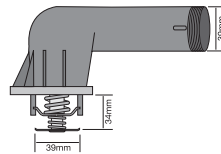
Bypass style thermostat integrated into housing, 3 bolt holes.



Opening Temp: 82°C
Thermostat gasket included.
Thermostat gasket not sold separately.

ATR394-203P

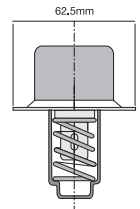
Bypass style thermostat with jiggle pin integrated into housing, 3 bolt holes.



Opening Temp: 95°C
Thermostat gasket included.
Thermostat gasket not sold separately.

ATR405-174P

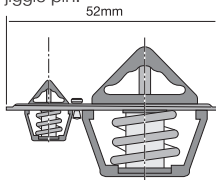
Special design thermostat.



Opening Temp: 79°C

ATR414-190

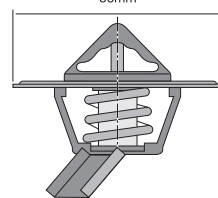
Special design conventional style thermostat with secondary thermostat and jiggle pin.



Opening Temp: 88°C

ATR418-170P

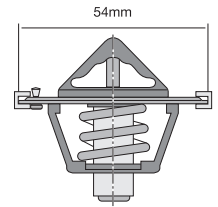
Special design conventional style thermostat with pressure relief hole.



Opening Temp: 77°C

ATR420-195

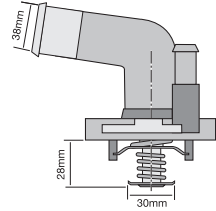
Bypass style thermostat with inverse jiggle pin.



Opening Temp: 91°C
Thermostat gasket included.
Thermostat gasket not sold separately.

ATR431-180P

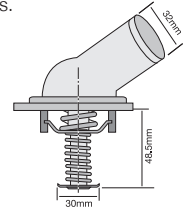
Bypass style thermostat with jiggle pin integrated into housing, 3 bolt holes.



Opening Temp: 82°C
Thermostat gasket included.
Thermostat gasket not sold separately.

ATR432-192P

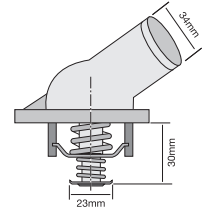
Bypass style thermostat integrated into housing with inverse jiggle pin, 3 bolt holes.



Opening Temp: 89°C
Thermostat gasket included.
Thermostat gasket not sold separately.

ATR436-198P

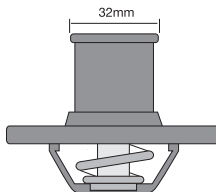
Bypass style thermostat integrated into housing, 3 bolt holes.



Opening Temp: 92°C
Thermostat gasket included.
Thermostat gasket not sold separately.

ATR438-192P

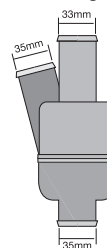
Conventional style thermostat integrated into housing, 2 bolt holes.



Opening Temp: 89°C
Thermostat gasket included.
Thermostat gasket not sold separately.

ATR439-180P

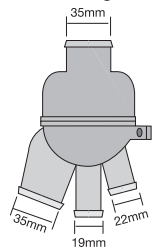
Special design bypass style thermostat integrated into housing.



Opening Temp: 82°C

ATR440-180P

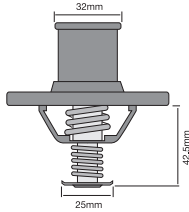
Special design bypass style thermostat integrated into housing.



Opening Temp: 82°C

ATR443-192P

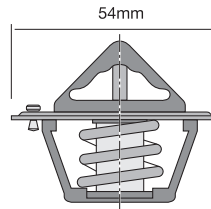
Bypass style thermostat integrated into housing, 2 bolt holes.



Opening Temp: 89°C
Thermostat gasket included.
Thermostat gasket not sold separately.

ATR449-190

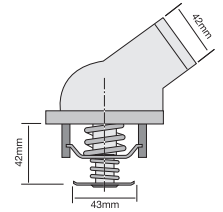
Conventional style thermostat with inverse jiggle pin.



Opening Temp: 88°C

ATR458-189P

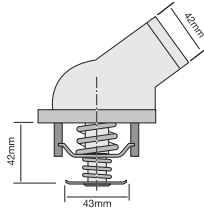
Bypass style thermostat integrated into housing, 2 bolt holes.



Opening Temp: 87°C
Thermostat gasket included.
Thermostat gasket not sold separately.

ATR458-192P

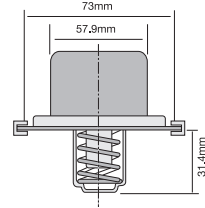
Bypass style thermostat integrated into housing, 2 bolt holes.



Opening Temp: 89°C
Thermostat gasket included.
Thermostat gasket not sold separately.

ATR459-174P

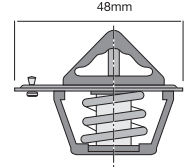
Special design.



Opening Temp: 79°C
Thermostat gasket included.
Thermostat gasket not sold separately.

ATR465-195

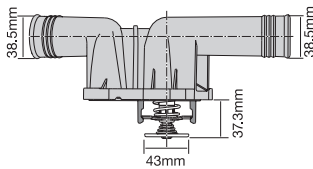
Offset conventional style thermostat with jiggle pin.



Opening Temp: 91°C

ATR467-206P

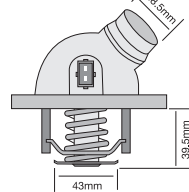
Bypass style thermostat integrated into housing, 4 bolt holes.



Opening Temp: 97°C
Coolant sensor included.
Thermostat gasket included.
Thermostat gasket not sold separately.

ATR468-221P

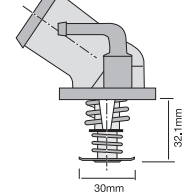
Bypass style thermostat integrated into housing, 4 bolt holes.



Opening Temp: 105°C
Coolant sensor included.
Thermostat gasket included.
Thermostat gasket not sold separately.

ATR478-198

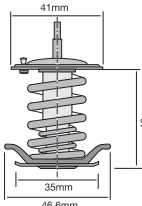
Bypass style thermostat with jiggle pin integrated into housing, 3 bolt holes



Opening Temp: 92°C
Thermostat gasket included.
Thermostat gasket not sold separately.

ATR479-180P

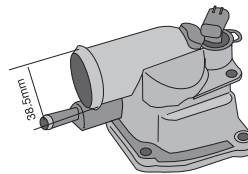
Special design bypass style thermostat insert with jiggle pin.



Opening Temp: 82°C
To be used original thermostat housing.
Supplied with special installation tool.
Complete thermostat and housing available TT639-180P

ATR498-189

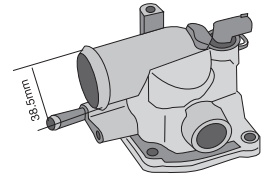
Special design thermostat with jiggle pin integrated into housing, 4 bolt holes.



Opening Temp: 87°C
Coolant sensor included.
Thermostat gasket included.
Thermostat gasket not sold separately.

ATR503-192P

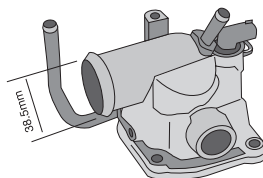
Bypass style thermostat integrated into housing, 4 bolt holes.



Opening Temp: 89°C
Coolant sensor included.
Thermostat gasket included.
Thermostat gasket not sold separately.

ATR504-189

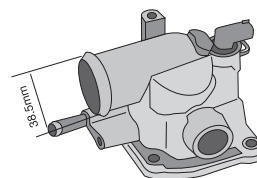
Special design thermostat with jiggle pin integrated into housing, 4 bolt holes.



Opening Temp: 87°C
Coolant sensor included.
Thermostat gasket included.
Thermostat gasket not sold separately.

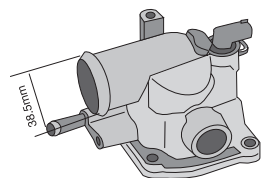
ATR505-189

Bypass style thermostat integrated into housing, 4 bolt holes.



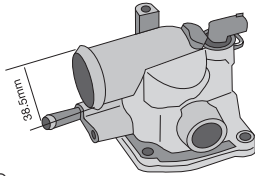
Opening Temp: 87°C
Coolant sensor included.
Thermostat gasket included.
Thermostat gasket not sold separately.

ATR505-192P



ATR505-198

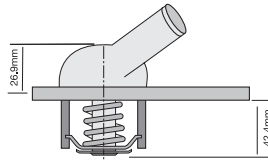
Bypass style thermostat integrated into housing, 4 bolt holes.



Opening Temp: 92°C
Coolant sensor included.
Thermostat gasket included.
Thermostat gasket not sold separately.

ATR506-190

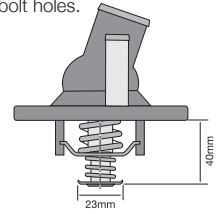
Special design thermostat integrated into housing, 2 bolt holes.



Opening Temp: 88°C
Thermostat gasket included.
Thermostat gasket not sold separately.

ATR512-180P

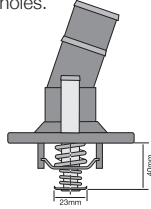
Bypass style thermostat with inverse jiggle pin integrated into housing, 3 bolt holes.



Opening Temp: 82°C
Thermostat gasket included.
Thermostat gasket not sold separately.

ATR514-192P

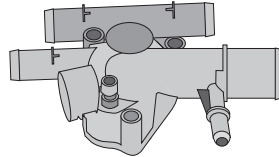
Bypass style thermostat with inverse jiggle pin integrated into housing, 3 bolt holes.



Opening Temp: 89°C
Thermostat gasket included.
Thermostat gasket not sold separately.

ATR515-192

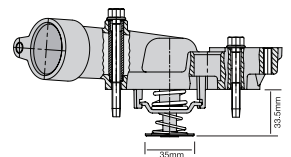
Special design thermostat integrated into housing with jiggle pin.



Opening Temp: 89°C
Thermostat gasket included.
Thermostat gasket not sold separately.

ATR522-180P

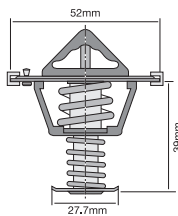
Bypass style thermostat integrated into housing with inverse jiggle pin, 3 bolt holes.



Opening Temp: 82°C
Thermostat gasket included.
Thermostat gasket not sold separately.

ATR532-180

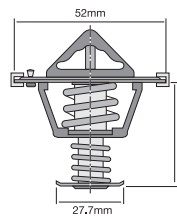
Bypass style thermostat with inverse jiggle pin.



Opening Temp: 82°C
Thermostat gasket included.
Thermostat gasket not sold separately.

ATR533-174

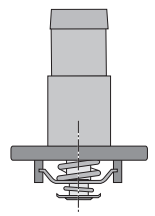
Bypass style thermostat with inverse jiggle pin.



Opening Temp: 79°C
Thermostat gasket included.
Thermostat gasket not sold separately.

ATR538-187

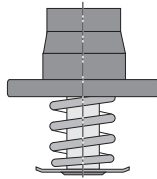
Bypass style thermostat integrated into housing.



Opening Temp: 86°C
Thermostat gasket included.
Thermostat gasket not sold separately.

ATR544-189

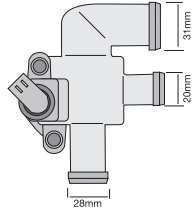
Special design thermostat integrated into housing.



Opening Temp: 87°C
Thermostat gasket included.
Thermostat gasket not sold separately.

ATR547-195

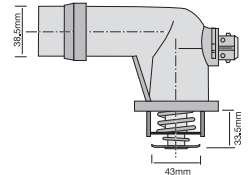
Special design thermostat integrated into housing.



Opening Temp: 91°C
Coolant sensor included.
Thermostat gasket included.
Thermostat gasket not sold separately.

ATR550-221P

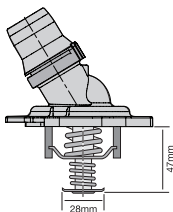
Bypass style thermostat with jiggle pin integrated into housing, 3 bolt holes.



Opening Temp: 105°C
Coolant sensor included.
Thermostat gasket included.
Thermostat gasket not sold separately.

ATR554-170

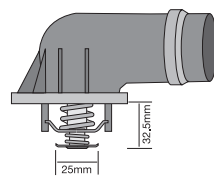
Bypass style thermostat with jiggle pin integrated into housing, 3 bolt holes.



Opening Temp: 77°C
Thermostat gasket included.
Thermostat gasket not sold separately.

ATR557-203

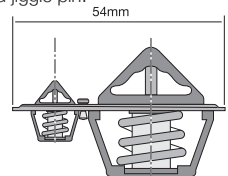
Bypass style thermostat with jiggle pin integrated into housing, 3 bolt holes.



Opening Temp: 95°C
Thermostat gasket included.
Thermostat gasket not sold separately.

ATR561-190

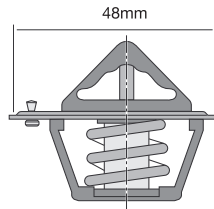
Special design conventional style thermostat with secondary thermostat and jiggle pin.



Opening Temp: 88°C

ATR565-180

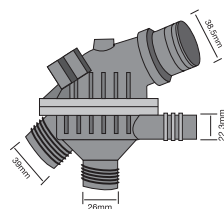
Offset conventional style thermostat with inverse jiggle pin.



Opening Temp: 82°C

ATR568-217

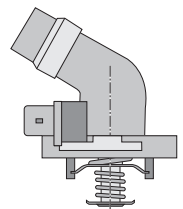
Special design thermostat integrated into housing.



Opening Temp: 103°C
Thermostat gasket included.
Thermostat gasket not sold separately.

ATR569-228

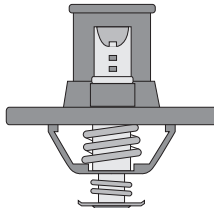
Bypass style thermostat integrated into housing.



Opening Temp: 109°C
Coolant sensor included.
Thermostat gasket included.
Thermostat gasket not sold separately.

ATR570-221

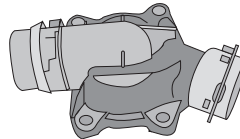
Bypass style thermostat integrated into housing, 2 bolt holes.



Opening Temp: 105°C
Coolant sensor included.
Thermostat gasket included.
Thermostat gasket not sold separately.

ATR571-190

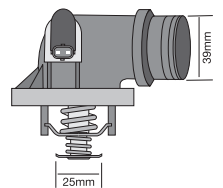
Special design thermostat integrated into housing, 4 bolt holes.



Opening Temp: 88°C
Thermostat gasket included.
Thermostat gasket not sold separately.

ATR572-221

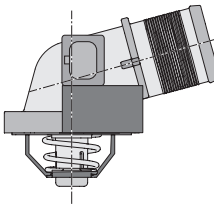
Bypass style thermostat integrated into housing, 3 bolt holes.



Opening Temp: 105°C
Coolant sensor included.
Thermostat gasket included.
Thermostat gasket not sold separately.

ATR573-217

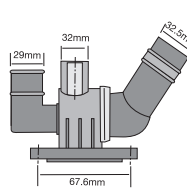
Special design thermostat integrated into housing, 2 bolt holes.



Opening Temp: 103°C
Coolant sensor included.
Thermostat gasket included.
Thermostat gasket not sold separately.

ATR576-189

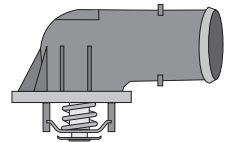
Special design thermostat integrated into housing, 2 bolt holes.



Opening Temp: 87°C
Thermostat gasket included.
Thermostat gasket not sold separately.

ATR578-189

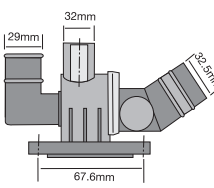
Special design thermostat integrated into housing, 3 bolt holes.



Opening Temp: 87°C
Thermostat gasket included.
Thermostat gasket not sold separately.

ATR580-189

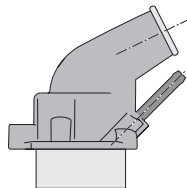
Special design thermostat integrated into housing, 2 bolt holes.



Opening Temp: 87°C
Thermostat gasket included.
Thermostat gasket not sold separately.

ATR582-189P

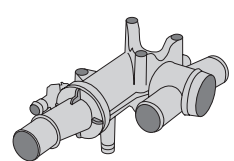
Special design thermostat integrated into housing, 2 bolt holes.



Opening Temp: 87°C
Thermostat gasket included.
Thermostat gasket not sold separately.

ATR584-183

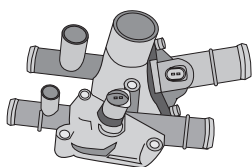
Special design thermostat integrated into housing, 4 bolt holes.



Opening Temp: 84°C
Thermostat gasket included.
Thermostat gasket not sold separately.

ATR596-221

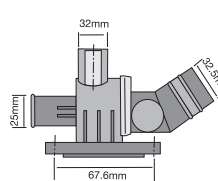
Special design thermostat integrated into housing, 3 bolt holes.



Opening Temp: 105°C
Coolant sensor included.
Thermostat gasket included.
Thermostat gasket not sold separately.

ATR597-189

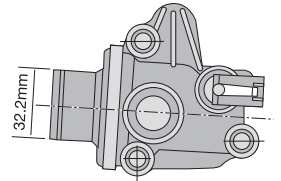
Special design thermostat integrated into housing, 2 bolt holes.



Opening Temp: 87°C
Thermostat gasket included.
Thermostat gasket not sold separately.

ATR599-189

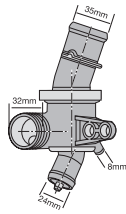
Special design thermostat integrated into housing, 3 bolt holes.



Opening Temp: 87°C
Coolant sensor included.
Thermostat gasket included.
Thermostat gasket not sold separately.

ATR600-176

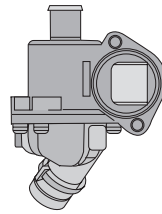
Special design thermostat integrated into housing.



Opening Temp: 80°C
Thermostat gasket included.
Thermostat gasket not sold separately.

ATR601-212

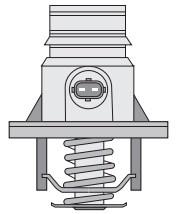
Special design thermostat integrated into housing,
2 bolt holes.



Opening Temp: 100°C
Thermostat gasket included.
Thermostat gasket not sold separately.

ATR606-221

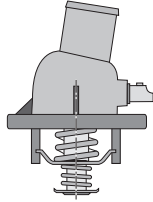
Bypass style thermostat integrated into housing,
3 bolt holes.



Opening Temp: 105°C
Coolant sensor included.
Thermostat gasket included.
Thermostat gasket not sold separately.

ATR611-221

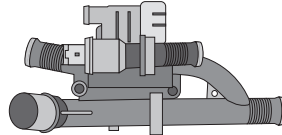
Bypass style thermostat integrated into housing,
4 bolt holes.



Opening Temp: 105°C
Coolant sensor included.
Thermostat gasket included.
Thermostat gasket not sold separately.

ATR616-181

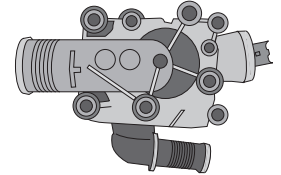
Special design thermostat integrated into housing.



Opening Temp: 83°C
Coolant sensor included.
Thermostat gasket included.
Thermostat gasket not sold separately.

ATR618-195

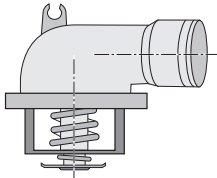
Special design thermostat integrated into housing,
4 bolt holes.



Opening Temp: 91°C
Coolant sensor included.
Thermostat gasket included.
Thermostat gasket not sold separately.

ATR623-189


Bypass style thermostat integrated into housing.



Opening Temp: 87°C
Thermostat gasket included.
Thermostat gasket not sold separately.

ATR624-192

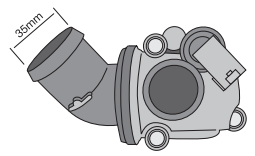
Special design thermostat integrated into housing,
3 bolt holes.



Opening Temp: 89°C
Thermostat gasket included.
Thermostat gasket not sold separately.

ATR626-189

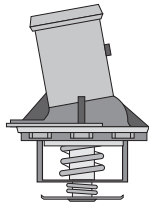
Special design thermostat integrated into housing,
3 bolt holes.



Opening Temp: 87°C
Coolant sensor included.
Thermostat gasket included.
Thermostat gasket not sold separately.

ATR628-189

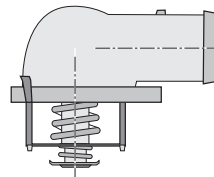
Bypass style thermostat integrated into housing,
2 bolt holes.



Opening Temp: 87°C
Thermostat gasket included.
Thermostat gasket not sold separately.

ATR629-189

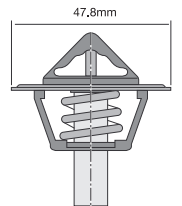
Bypass style thermostat integrated into housing,
2 bolt holes.



Opening Temp: 87°C
Thermostat gasket included.
Thermostat gasket not sold separately.

ATR630-195

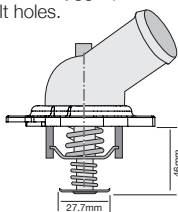
Conventional style thermostat.



Opening Temp: 91°C

ATR636-172

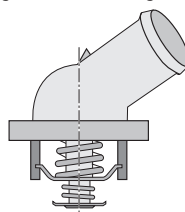
Bypass style thermostat with inverse jiggle pin
integrated into housing, 3 bolt holes.



Opening Temp: 78°C
Thermostat gasket included.
Thermostat gasket not sold separately.

ATR637-180

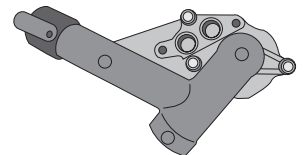
Bypass style thermostat integrated into housing.



Opening Temp: 82°C
Thermostat gasket included.
Thermostat gasket not sold separately.

ATR639-180P

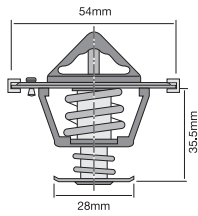
Bypass style thermostat with jiggle pin integrated into
housing, 4 bolt holes.



Opening Temp: 82°C
Thermostat gasket included.
Thermostat gasket not sold separately.
Thermostat insert available TT479-180P.

ATR658-170

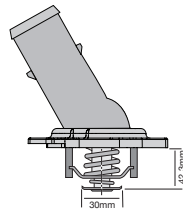
Bypass style thermostat with jiggle pin.



Opening Temp: 77°C
Thermostat gasket included.
Thermostat gasket not sold separately.

ATR659-180

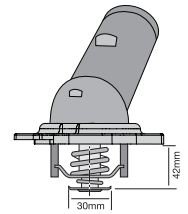
Bypass style thermostat with jiggle pin integrated into housing, 3 bolt holes.



Opening Temp: 82°C
Thermostat gasket included.
Thermostat gasket not sold separately.

ATR660-180

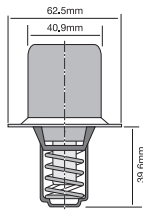
Bypass style thermostat with jiggle pin integrated into housing, 3 bolt holes.



Opening Temp: 82°C
Thermostat gasket included.
Thermostat gasket not sold separately.

ATR8700-180P

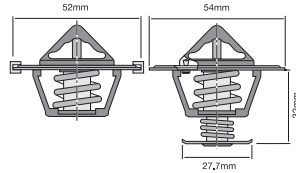
Special design thermostat.



Opening Temp: 82°C

ATRP1

Thermostat kit. Contains: 1 x TT427-180,
1 x TT457-205.



Both thermostats should be replaced at the same time.

Thermostat Housings

Part Listing

Commodore	»	391
Toyota	»	391
Holden	»	391
Mitsubishi	»	391
Ford	»	391
Chrysler	»	391
Mini	»	392
Datsun	»	393
Nissan	»	397
Subaru	»	397
Toyota	»	391
Mazda	»	397


ATH138VP

Timing Cover
Commodore VP V6



ATH138VR

Timing Cover
Commodore VR V6



ATH138VSY

Timing Cover Kit
Commodore VS-VY V6 97>



ATH22R

Timing Cover
Toyota 22R Motor



ATH253-308B

Timing Cover
Holden V8 253/308



ATH261

Timing Cover
Mitsubishi Magna TM-TS



ATH2L

Timing Cover
Toyota 2Lt Motor



ATH302351

Timing Cover
Ford Windsor V8 Pre EFI



ATH308EFIB

Timing Cover
Holden 308 EFI



ATH308M

Inlet Manifold
Holden V8 Early 253/308 Pre-EFI



ATH318

Timing Cover Remanufactured
Chrysler V8 318




ATH351EI

Timing Cover
Ford Windsor V8 EFI



ATH3L

Timing Cover
Toyota Diesel 3L Hiace 89-00
Hilux 4WD 88-97




ATH4Y

Timing Cover
Toyota 4Y



ATH5L

Timing Cover
Toyota Diesel 5Lt Hiace 00-05
Hilux 2WD 97-04



ATH1

Water Outlet
Ford Falcon XK-XY 6cyl 200ci



ATH10

Water Outlet
Chev Angled SB HK-HQ 307/350
Without A/C



ATH10A

Water Outlet
Chev Angled SB HK-HQ 307/350
With A/C



ATH11

Water Outlet
Chrysler Valiant 62-70 225 Slant 6



ATH12

Water Outlet
Chrysler Valiant 70-83 Hemi 6
215/245/265



ATH13

Water Outlet
Chrysler Valiant 65-81 V8
273/318/340/360



ATH16

Water Outlet
Mini, BMC, Morris, Leyland 850-1100cc



ATH17

Water Outlet
Morris Major, Austin A55



ATH19

Water Outlet
Wolsley 24-80



ATH2

Water Outlet
Ford Falcon XR-XY V8 Windsor
289-302-351 No A/C



ATH22A

Water Outlet
Mitsubishi Pajero 2.6L NA-NH, L200,
L300 Sigma 2.6Lt



ATH22R

Water Outlet
Toyota Landcruiser, Hilux, Cressida,
22R



ATH24

Water Inlet
Holden Commodore VL,
Nissan Skyline R31, Patrol RB30E



ATH25

Water Outlet
Holden Commodore VL,
Nissan RB30



ATH26

Water Outlet
Datsun 180B, 1600



ATH26B2

Water Outlet
Datsun 260C, 280C



ATH27A

Water Outlet
Datsun Sunny, 120Y



ATH28

Water Outlet
Datsun 720 Ute



ATH2A

Water Outlet
Ford Falcon XR-XY V8 Windsor
289-302-351 With A/C



ATH2XA

Water Outlet
Ford Falcon XA, XB 71-76 V8 Cleveland
302-351



ATH2XC

Water Outlet
Ford Falcon XC, XD 76-83 V8 Cleveland
302-351



ATH2XE

Water Outlet
Ford Falcon XE 83-84 V8 Cleveland
302-351



ATH3

Water Outlet
Ford Cortina, Capri, Escort >80
1.1-1.6Lt



ATH308

Water Outlet
Holden Commodore VN-VX 88-01 V8
5.0Lt



ATH31

Water Outlet
Toyota Corolla 66-81 3K, 3K-C, 4K-C



ATH32

Water Outlet
Toyota Corona RT40, RT82



ATH33

Water Outlet
Toyota 18R Corona, Hiace, Celica



ATH36

Water Outlet
Holden Commodore VH-VK
2.8Lt Blue Motor & Starfire



ATH4

Water Outlet
Ford Falcon XY-XB, Cortina, 6cyl
200-250ci



ATH410

Water Outlet
Holden Apollo 89-91 JK-JL EFI
Toyota Camry SV21/22



ATH410A

Water Outlet
Holden Apollo 89-91 JK-JL 2.0Lt Non
EFI Toyota Camry SV21



ATH411

Water Inlet
Toyota Camry SV21, SV22 86-91



ATH412

Water Inlet
Toyota Landcruiser HZJ105 1/90>
Toyota Camry



ATH414

Water Inlet
Holden Apollo JM-JP V6
Toyota Camry



ATH415

Water Outlet
Holden Apollo JM-JP
Toyota Camry



ATH416

Water Inlet
Holden Apollo JM-JP V6
Toyota Camry



ATH417

Water Outlet
Holden Apollo JM-JP V6
Toyota Camry



ATH419

Water Inlet
Toyota Celica ST184 Genuine Pump



ATH421

Water Outlet
Hyundai



ATH425

Water Outlet
Toyota Landcruiser 90-98 1HZ
HZJ 78, 80, 105



ATH426

Water Outlet
Toyota Tarago, Liteace
YR20, 21 82-88, YR39 93-96



ATH427

Water Outlet
Toyota Tarago YR22, 31



ATH429

Water Outlet
Daihatsu Charade G11, G100, G102
3cyl



ATH43

Water Outlet
Holden Commodore VN 88-90 V6



ATH430

Water Inlet
Ford Laser KC, KE, Capri,
Mazda Astina



ATH430A

Water Outlet
Ford Capri SA



ATH431

Water Inlet
Toyota Tarago Hiace Liteace, Dyna,
3Y, 4Y



ATH432

Water Outlet
Holden Commodore VS-VY 95> V6



ATH433

Water Inlet
Mitsubishi Magna V6 Magna TE-TJ
Verada KE-KJ



ATH434

Water Outlet
Mitsubishi Magna V6 Magna TE-TJ
Verada KE-KJ



ATH440

Water Outlet
Toyota Landcruiser FJ62, FJ75, FJ80
3F Petrol



ATH443

Water Outlet
Ford Laser KF, KH, 323 BG
1.6Lt & 1.8Lt



ATH444

Water Outlet
Ford Laser KJ, KL



ATH445

Water Outlet
Ford Courier, Mazda B2600 Diesel



ATH448

Water Pump Backing Plate
Toyota Celica 86-89 ST162 3SFE




ATH449

Water Pump Backing Plate
Toyota Corolla AE90, 92, 93



ATH449A

Water Pump Backing Plate
Toyota Corolla AE92, 101, 102



ATH449A7

Water Pump Backing Plate
Toyota Corolla AE102, 112



ATH450

Water Outlet
Ford Falcon EB 92> 5.0Lt



ATH462

Pipe
Mazda Astra LD, Camira



ATH465

Water Outlet
Nissan Bluebird Series 3



ATH468

Water Outlet
Nissan Navara D21



ATH47

Water Outlet
Mitsubishi Magna TM-TS 86-96 2.6Lt



ATH471

Water Pump Backing Plate
Mitsubishi Magna TR-TS 91-96 V6



ATH472

Water Pump Backing Plate
Mitsubishi Pajero NF-NK V6 3.0Lt



ATH473

Water Pump Backing Plate
Mitsubishi Magna TF-TJ V6



ATH474

Water Pump Backing Plate
Mitsubishi Pajero NJ-NM 3.5Lt



ATH75

Water Outlet
Mitsubishi Magna TR-TS V6



ATH48

Water Outlet
Ford Telstar 626, 929, Spectron
FE Engine



ATH481

Water Outlet
Holden Rodeo 85-93 4DZ1



ATH482

Water Outlet
Holden Rodeo 85-93 4JA1



ATH483

Water Outlet
Holden Rodeo 88-03 4ZE1



ATH484

Water Outlet
Holden Rodeo 88-03 4JB1



ATH49

Water Outlet
Ford Falcon EA-ED 88-93 3.9Lt, 4.0Lt



ATH490

Water Outlet
Nissan Patrol 4.2Lt Petrol



ATH491

Water Outlet
Nissan Patrol 4.2Lt Diesel



ATH4XC

Water Outlet
Ford Falcon XC-XF, Cortina,
6cyl X-Flow



ATH5

Water Outlet
Ford Cortina TC-TD 72-76 2.0Lt



ATH56

Water Outlet
Subaru Leone



ATH58

Water Outlet
Mazda E Series, Econovan,
FE, F8 Engine



ATH59

Water Outlet
Ford, Mazda Various



ATH59A

Water Outlet
Ford Courier FE Diesel



ATH6

Water Outlet
Holden FJ-EH 6cyl,
HR-HG 6cyl With Power Steering



ATH62

Water Outlet
Toyota Corolla AE80, AE82 85-88
2AC, 4AC



ATH65

Water Outlet
Toyota Hiace Hilux 88> 2L, 3L , Dyna
83-89



ATH65A

Water Outlet
Toyota Hiace 5L Diesel



Picture unavailable at time of printing

ATH66

Water Outlet
Falcon EF 94> 4.0Lt



ATH67

Water Outlet
Holden Nova, Toyota Corolla 88-94
4AF-6AF Carby



ATH68

Water Inlet
Holden Nova, Toyota Corolla 88-94
4AF-6AF Carby



ATH69

Water Outlet
Holden Commodore VN-VR V6
Without ABS



ATH7

Water Outlet
Holden HD-HJ 6cyl Red Motor
No Temperature Switch



ATH70C

Water Outlet
Ford F-Series 6cyl



ATH79

Water Outlet
Holden Commodore VN-VR V6
With ABS



ATH7B

Water Outlet
Holden HX-WB 6cyl Red/Blue With
Temperature Vacuum Switch



ATH8

Water Outlet
Holden Commodore VB-VH, HD-WB
6cyl



ATH81

Water Outlet
Ford Laser KB, KC, 323, Meteor GC
1.3Lt, 1.5Lt



ATH87

Water Outlet
Toyota Hilux RN22, 27, 36, 41, 46,
74-83, 18R



ATH8NPN

Water Outlet
Holden V8 No Heater Outlets, Tumbled



ATH8NPP

Water Outlet
Holden V8 No Heater Outlet,
Hand Polished



ATH8S

Water Outlet
Holden VB-VL, HX-WB 4.2Lt, 5.0Lt
Twin Bypass




ATH93

Water Outlet
Toyota Landcruiser
HJ47, HJ60, HJ61, HJ75 2H Diesel



ATH94

Water Outlet
Toyota Landcruiser >84
FJ40, FJ43, FJ45, FJ60 2F Petrol



ATH95

Water Outlet
Toyota Landcruiser 69-79
FJ40, FJ43, FJ45, FJ55 2F Petrol



ATH96

Water Outlet
Toyota Hiace, Hilux, Dyna, Liteace,
2Y, 3Y, 4Y



ATH97

Water Outlet
Toyota Hilux L, 2L 83-88, Hiace 79-89



ATH98

Water Pump Backing Plate
Mitsubishi Magna TM-TS 2.6L 85-96



ATH99

Water Pump Backing Plate
Ford Laser KA-KB, 323 Fwd 81-84,
1.3Lt, 1.5Lt



ATH99A

Water Pump Backing Plate
Ford Laser KA-KB, 323 81-84
With O'ring



ATH9G

Water Outlet Base
Holden Gemini 1.6L TX-TG Gemini,
Rodeo 75-85



ATHB38

Water Outlet Base
Mitsubishi Colt, Cordia 4G32, 4G33



ATHB440

Water Outlet Base
Toyota Landcruiser FJ62, FJ75, FJ80
3F Petrol



ATHB49

Water Outlet Base
Ford Falcon EA-ED 88-93 3.9Lt, 4.0Lt
6cyl



ATHB66

Water Outlet Base
Ford Falcon EF-EL 4.0Lt Single Sensor



ATHB66AU

Water Outlet Base
Ford Falcon AU



ATHB77

Water Outlet Base
Holden HD-WB, VB-VH, LX-UC 6cyl



ATHB93

Water Outlet Base
Toyota Landcruiser
HJ47, HJ60, HJ61, HJ75 2H Diesel



ATHB94

Water Outlet Base
Toyota Landcruiser
FJ40, FJ43, FJ45, FJ60 >84 2F Petrol



ATHB95

Water Outlet Base
Toyota Landcruiser
FJ40, FJ43, FJ45, FJ55 69-79 2F Petrol



Hoses

Part Listing

Ford	»	401
Holden	»	402
Mitsubishi	»	404
Nissan	»	405
Toyota	»	406

AHVP40

Ford

Courier
96 - 98 2.8Lt T/Diesel



AHVP39

Ford

Courier
99 - 02 2.5Lt T/Diesel



AHVP9

Ford

Falcon XF
84 - 88 3.3 & 4.1Lt



AHVP14

Ford

Falcon EA-EB
88 - 92 3.9Lt MP



AHVP2

Ford

Falcon EA-EB
88 - 92 3.9Lt SP



AHVP18

Ford

Falcon EBII-ED
92 - 94 3.9Lt



AHVP11

Ford

Falcon EF-EL
94 - 98 4.0Lt



AHVP10

Ford

Falcon AU
98 - 02 4.0Lt



AHVP30

Ford

Falcon BA/BF
02 - 08 4.0Lt



AHVP31

Ford

Falcon BA/BF
02 - 08 4.0Lt (Excl T Piece)



AHVP16

Ford

Laser KC
87 - 90 1.6Lt



AHVP6

Holden

Commodore VL
86 - 88 RB30 3.0Lt



AHVP7

Holden


Commodore VN
88 - 91 V6



AHVP15

Holden

Commodore VP
91 - 94 V6



AHVP8

Holden

Commodore VR-VS



AHVP3

Holden

Commodore VT-VX
97 - 02 V6



AHVP5

Holden

Commodore VY
02 - 06 V6



AHVP44

Holden

Jackaroo
88 - 92 2.8Lt T/Diesel



AHVP42

Holden

Jackaroo
98 - 99 3.0Lt T/Diesel



AHVP43

Holden


Jackaroo
99> 3.0Lt T/Diesel



AHVP13

Mitsubishi

Magna TR-TS
91 - 96 3.0Lt V6



AHVP19

Mitsubishi

Pajero NJ
95 - 96 3.5Lt V6 6G74



AHVP20

Mitsubishi

Pajero NJ
96 - 97 3.5Lt V6



AHVP21

Mitsubishi

Pajero NJ
93 - 96 3.0Lt V6



AHVP23

Mitsubishi

Pajero NP
02 - 04 3.5Lt V6 6G74



AHVP22

Mitsubishi

Pajero NP
00 - 02 3.5Lt V6 6G74



AHVP24

Mitsubishi

Pajero NP
05> 3.2Lt T/D



AHVP28

Nissan

Patrol GQ
88 - 97 4.2Lt TB42 (Carby)



AHVP29

Nissan

Patrol GQ
88 - 97 4.2Lt TB42 (EFI)



AHVP27

Nissan

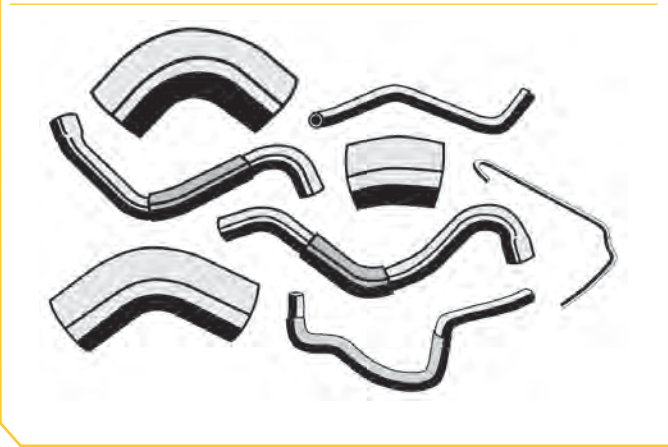
Patrol GU
97 - 00 4.5Lt TB45



AHVP46

Nissan

Patrol GU
00 - 06 3.0Lt ZD30 Diesel (Incl TURBO HOSES)



AHVP49

Nissan

Patrol GU
00 - 06 3.0Lt ZD30 Diesel (Excl TURBO HOSES)



AHVP47

Nissan

Patrol GU
06> 3.0Lt ZD30 Diesel



AHVP48

Nissan

Patrol GU
09> 3.0Lt ZD30 Diesel



AHVP1

Toyota

Hilux LN86-106 no P/S
88 - 94 2.8Lt Diesel



AHVP17

Toyota

Hilux LN86-106 P/S
88 - 94 2.8Lt Diesel



AHVP45

Toyota

Hilux LN130
89 - 96 2.8Lt Diesel 3L



AHVP38

Toyota

Hilux LN167R
97 - 03 3.0Lt 5L



AHVP36

Toyota

Hilux LN172
97 - 03 3.0Lt 5L



AHVP35

Toyota


Hilux LN147R
97> 3.0Lt 3VZ-E



AHVP37

Toyota

Hilux KZN165R
99 - 05 3.0Lt T/Diesel 1KZ-TE



AHVP12

Toyota

Camry VDV10
93 - 95 3.0Lt V6



AHVP25

Toyota

Landcruiser HZJ105R (no rear heater)
98 - 08 4.2Lt Diesel



AHVP26

Toyota

Landcruiser HZJ105R (with rear heater)
98 - 08 4.2Lt Diesel



AHVP34

Toyota

Prado 90
03 - 07 3.4Lt V6



AHVP32

Toyota

Prado 120
03 - 07 3.0Lt T/Diesel



AHVP33

Toyota

Prado 120
03 - 07 4.0Lt V6



AOPEC



No.2615 Huanqing Rd.
Kunshan Suzhou 215300 China



Tel: +86 512 8616 0118
Fax: +86 512 8616 0078



E-mail: sales@aopec.com

www.aopec.com